

THIS IS WHAT WE LIVE FOR



**2013
PLAYOFF
GUIDE**



TABLE OF CONTENTS

VANCOUVER CANUCKS

Vancouver Canucks
 Rogers Arena
 800 Griffiths Way
 Vancouver, British Columbia
 Canada V6B 6G1

Tel: 604.899.4600

Fax: 604.899.4640

Website: www.canucks.com

Media Relations Secured Site: Canucks.com/mediarelations

Rink Dimensions 200 Feet by 85 Feet

Club Colours Blue, White & Green

Seating Capacity Chicago Wolves (AHL), Kalamazoo Wings (ECHL)

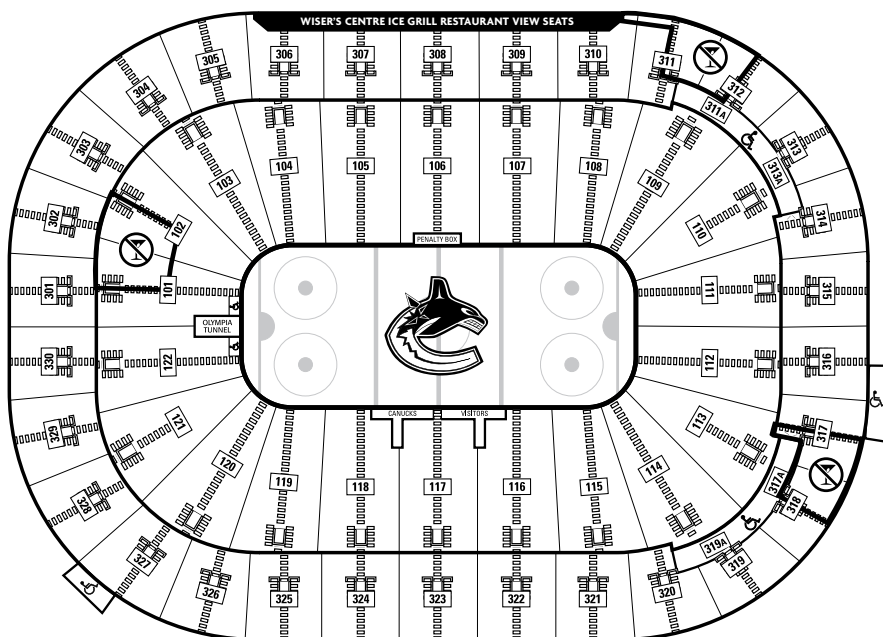
Radio Affiliation Team 1040

Media Relations Hotline 604.899.4995

Media Relations Fax 604.899.4640

Ticket Info & Customer Service 604.899.4625

Automated Information Line 604.899.4600



MEDIA GUIDE CREDITS

EDITORS

Stephanie Maniago, Jen Rollins, Ben Brown, TC Carling, Alex Li

EDITORIAL ASSISTANTS

Special thanks to Elias Sports Bureau

MEDIA GUIDE DESIGN & PRODUCTION

Leah Browne

TABLE OF CONTENTS

| | |
|-------------------------|---|
| Company Directory | 2 |
| Playoff Schedule | 3 |
| Media Information | 4 |

CANUCKS HOCKEY OPS EXECUTIVE

| | |
|---|---|
| Mike Gillis, Victor de Bonis, Lorne Henning, Laurence Gilman | 5 |
| Stan Smyl, Eric Crawford, Dave Gagner, Jonathan Wall, Ron Delorme, Thomas Gradin. | 6 |

COACHING STAFF

| | |
|---|---|
| Alain Vigneault | 7 |
| Rick Bowness, Newell Brown, Darryl Williams, Roland Melanson, Roger Takahashi, Glenn Carnegie | 8 |

| | |
|------------------------------|---|
| CANUCKS PLAYOFF ROSTER | 9 |
|------------------------------|---|

CANUCKS SEASON IN REVIEW

| | |
|-------------------------------------|----|
| 2012.13 Final Team Scoring | 10 |
| 2012.13 Injury/Transactions | 11 |
| 2012.13 Game Notes | 12 |
| 2012.13 Schedule & Results | 14 |
| 2012.13 Cumulative Game Stats | 16 |
| 2012.13 Final Team Notes | 18 |
| 2012.13 Highs & Lows | 19 |

THE PLAYERS

| | |
|---|----|
| Andrew Alberts | 20 |
| Keith Ballard | 22 |
| Cam Barker | 24 |
| Kevin Biaksa | 26 |
| David Booth | 28 |
| Alex Burrows | 30 |
| Andrew Ebbett | 32 |
| Alex Edler | 34 |
| Jason Garrison | 36 |
| Dan Hamuis | 38 |
| Jannik Hansen | 40 |
| Chris Higgins | 42 |
| Zack Kassian | 44 |
| Ryan Kesler | 46 |
| Maxim Lapierre | 48 |
| Roberto Luongo | 50 |
| Steve Pinizzotto | 52 |
| Mason Raymond | 54 |
| Derek Roy | 56 |
| Cory Schneider | 58 |
| Daniel Sedin | 60 |
| Henrik Sedin | 62 |
| Tom Sestito | 64 |
| Chris Tanev | 66 |
| Dale Weise | 68 |
| Players in the System | 70 |
| 2012.13 Canucks Prospects Scoring | 76 |

OPPONENTS

| | |
|-------------------|----|
| Anaheim | 77 |
| Chicago | 78 |
| Detroit | 79 |
| Los Angeles | 80 |
| Minnesota | 81 |
| St. Louis | 83 |
| San Jose | 82 |

| | |
|--------------------------------|----|
| ALL-TIME PLAYOFF RECORDS | 84 |
|--------------------------------|----|

COMPANY DIRECTORY

EXECUTIVE DIRECTORY

| | |
|---|--------------------|
| Chairman & Governor, NHL | Francesco Aquilini |
| Alternate Governor, NHL | Roberto Aquilini |
| Alternate Governor, NHL | Paolo Aquilini |
| President & General Manager, Alternate Governor, NHL | Michael D. Gillis |
| Chief Operating Officer & Alternate Governor, NHL | Victor de Bonis |
| Vice President, Player Personnel & Assistant General Manager | Lorne Henning |
| Vice President, Hockey Operations & Assistant General Manager | Laurence Gilman |
| Executive Vice President, Sales & Marketing | Trent Carroll |
| Executive Vice President & Arena General Manager | Michael Doyle |
| Vice President, Finance & CFO | Todd Kobus |
| Vice President, Communications & Community Partnerships | TC Carling |
| Vice President, Brand Development | Ali Gardiner |
| Vice President & General Counsel | Chris Gear |
| Vice President, Construction | Harvey Jones |
| Executive Office Manager | Cheryl Loveseth |

HOCKEY OPERATIONS

| | |
|---|--------------------|
| President & General Manager | Michael D. Gillis |
| Alternate Governor, NHL | Michael D. Gillis |
| Vice President, Player Personnel & Assistant General Manager | Lorne Henning |
| Vice President, Hockey Operations & Assistant General Manager | Laurence Gilman |
| Executive Assistant & Team Services Administrator | Joan Stobbs |
| Executive Assistant, Hockey Operations | Andrea Lobo |
| Senior Advisor to the General Manager | Stan Smyl |
| Head Coach | Alain Vigneault |
| Associate Coach | Rick Bowness |
| Assistant Coach | Newell Brown |
| Assistant Coach, Video | Darryl Williams |
| Goaltending Coach | Roland Melanson |
| Strength & Conditioning Coach | Roger Takahashi |
| Skill Coach | Glenn Carnegie |
| Director, Human Performance | Dr. Mike Wilkinson |
| Director, Player Development | Dave Gagner |
| Defence Consultant, Player Development | Dave Babych |
| Strength & Conditioning Coach – Prospects | Bryan Marshall |
| Head Coach, Chicago Wolves | Scott Arniel |
| Assistant Coach, Chicago Wolves | Nolan Baumgartner |
| | Mike Foligno |
| Vice President, Communications & Community Partnerships | TC Carling |
| Director, Media Relations & Team Operations | Ben Brown |
| Manager, Media Relations & Publications | Stephanie Maniago |
| Coordinator, Media Relations & Publications | Jen Rollins |
| Director, Community Partnerships | Alex Mitchell |
| Director, Charitable & Corporate Events | Karen Christiansen |
| Manager, Hockey Development & Alumni Liaison | Rod Braithwaite |
| Program Manager, Community Partnerships | Tara Clarke |
| Program Manager, Community Partnerships | Jessica Hoffman |
| Coordinator, Community Partnerships & Mascot Liaison | Paul Buckley |

SCOUTING STAFF

| | |
|-----------------------------------|------------------|
| Chief Scout | Ron Delorme |
| Associate Chief Scout | Thomas Gradin |
| Director of Player Personnel | Eric Crawford |
| Professional Scouts | Lucien DeBlois |
| | Lars Lindgren |
| | Brett Henning |
| | Neil Komadoski |
| | Jonathan Bates |
| Amateur Scouts | Judd Brackett |
| | Brian Chapman |
| | Sergei Chibisov |
| | Ken Cook |
| | Inge Hammarstrom |
| | Ted Hampson |
| | Frank Kollar |
| | Tim Lenardon |
| | Chris MacDonald |
| | Dan Palango |
| | Richard Rose |
| | Wyatt Smith |
| | Harold Snepsts |
| | Darrell Young |
| Director of Hockey Administration | Jonathan Wall |
| Scouting Coordinator | Mike Brown |

MEDICAL & TRAINING STAFF

| | |
|------------------------------|-----------------------------|
| Head Medical Trainer | Mike Burnstein |
| Assistant Medical Trainer | Jon Sanderson |
| | Dave Zarn |
| Equipment Manager | Pat O'Neill |
| Assistant Equipment Manager | Jamie Hendricks |
| Trainer's Assistant | Brian Hamilton |
| Game Dressing Room Attendant | John Julchik (Visitors) |
| | Ferdie De Guzman (Visitors) |
| | Ron Shute (Home) |
| | Brian Brumwell (Home) |

| | |
|-------------------|--------------------|
| Team Physician | Dr. Bill Regan |
| Team Dentist | Dr. Jeffrey Norden |
| Team Chiropractor | Dr. Sid Sheard |
| | Dr. Glenn Cashman |
| Team Optometrist | Dr. Alan R. Boyco |

BROADCAST

| | |
|---|-----------------|
| Executive Producer, Broadcast Media | Mike Hall |
| Director, Facilities & In-House Productions | Paul Brettell |
| Senior Multimedia Producer | Jason Steensma |
| Broadcast Business Manager | Shannon Baker |
| Associate Producer | Josh Grunberg |
| Multimedia Producer | Gayla Anderson |
| Canucks TV Reporter | Joey Kenward |
| Canucks TV Web Host/Reporter | Kathy Anderson |
| Production Assistant & Editor | Rory McGarry |
| Web Video Coordinator | Jessica McNeill |
| Editor | Lawren Cody |

GAME ENTERTAINMENT & EVENTS

| | |
|--|------------------|
| Director, Game Entertainment | Stephanie Willow |
| Manager, Game Entertainment & Events | Cam Goudreau |
| Coordinator, Game Entertainment & Events | Rebecca Grant |

EVENT SERVICES

| | |
|--|-------------------|
| Manager, Security, Safety & Alcohol Compliance | Jim Day |
| Manager, Fan Experience | Nicole Vandenberg |
| Assistant Manager, Fan Experience | Samah Khaira |
| Hockey Event Manager | Diana Campbell |
| Coordinator, Security and Health & Safety | Gontran Paget |
| Fan Services & Tour Coordinator | Almira Chow |
| Administrative Assistant, Event Services | Leigh Miles |

LIVE ENTERTAINMENT

| | |
|--|-----------------|
| Director, Live Entertainment | Sheena Way |
| Ticketing Administrator, Event Ticketing & Booking | Dorothy Chausse |
| Event Manager | Leah Foreman |
| | Janice McLellan |

CORPORATE PARTNERSHIPS

| | |
|---|-----------------|
| Senior Director, Corporate Partnerships | David Comuzzi |
| Director, Corporate Partnerships | James Douglas |
| | Sean Monahan |
| | Rob Rees |
| Account Manager, Corporate Partnerships | Marianne Banton |

SALES & SERVICE

| | |
|----------------------------------|---------------------|
| Sales & Service Business Analyst | Albert Yan |
| Executive Assistant | Antonia Nassopoulos |

PARTNER ACTIVATION

| | |
|--|-----------------|
| Director, Marketing & Partner Activation | Sandra Birnie |
| Manager, Partnership Marketing | Nicole MacRae |
| Account Executive, Partner Activation | Sarah Simpson |
| | Colin Whiteside |
| | Melanie McLeod |
| | Michael Gray |

CLIENT SERVICE & TICKET OPERATIONS

| | |
|--|--------------------|
| Director, Client Service & Ticket Operations | Mary Nagy |
| Manager, Client Service & Ticket Operations | Aysha Martin |
| Manager, Client Service | Martha Vassos |
| Program Manager, Client Communications & Ticket Operations | Samantha Borland |
| Ticket Operations Administrator | Chris Wallace |
| Account Executive, Club Seat Service | Justin Lynch |
| Account Executive, Client Service | Brittany Nicholson |
| | Kyle Beattie |
| | Greg Sargent |
| | Matthew Hopkins |

TICKET CENTRE

| | |
|--|----------------|
| Manager Client Service & Ticket Centre | Clayton Letain |
| Assistant Manager, Ticket Centre | Fay Alikhani |

PREMIUM CLIENT SERVICE

| | |
|--|----------------|
| Director, Premium Client Service | Deborah Boren |
| Manager, Client Programs & Suite Operations | Rylan Jay |
| Sales Manager, Premium Client Sales | Robert Chornor |
| Account Executive | Lisa Tsai |
| Administrative Assistant, Client Service & Ticket Operations | Alison Sung |

ENGINEERING

| | |
|---|------------------|
| Director, Engineering | Al Hutchings |
| Manager, Plant Operations | Mark Wohl |
| Supervisor, Conversions | Shawn Campbell |
| Manager, Housekeeping | Sandra Yallop |
| Supervisor, Housekeeping | Michal Ciprian |
| Coordinator, Engineering Services | Casey Dalgleish |
| Project Manager, Facility Maintenance | Barry Dennison |
| Assistant Coordinator, Engineering Services | Josh Stevens |
| Coordinator, Facility Operations | Renee Richardson |

| | |
|-------------------------------|-----------------|
| Material Handling Coordinator | Stu Cummings |
| Electrician | Kevin Gallivan |
| | Matthew Hryhor |
| | Joe Lund |
| Carpenter | Brian Torgalson |
| Building Operator | Steve Caron |
| | David Corlett |
| | Keith Fong |
| | Steven Good |
| | Wade McLennan |
| Conversions Crew Leader | Richard Bonnett |
| | Albert Desiena |
| | Richard Driver |
| | Ed Yee |

FINANCE & ADMINISTRATION

| | |
|--|----------------------|
| Director, Finance | Aaron Wilson |
| Controller, Hockey Operations | Patricia Bigonzi |
| Assistant Controller – Arena | Lauri Shortyk |
| Corporate Accounting Manager | Heidi Harms |
| Administrative Services Manager | Denise Ouang |
| Accountant, Hockey & Canucks for Kids Fund | Divesh Bhulabhai |
| Accountant, Central Services | Kristine Del Rosario |
| Accounting & Retail Systems Manager | Wendy Jovanov |
| Accounts Receivable Administrator | Diane Sutherland |
| Accounts Payable Administrator | Kerry Kavanagh |
| | Satoo Kubodera |
| Payroll Coordinator | Jackie Hagerty |
| Central Services Coordinator | Ferdie De Guzman |

TECHNOLOGY

| | |
|---------------------------------|-----------------------|
| Director, Technology | Derek Boyd |
| Senior Broadcast Technician | Greg Story |
| Chief Audio Technician | John Riley |
| Digital Media Technician | Karl Pedersen |
| Manager, Information Technology | William Cheng |
| Business & Systems Analyst | Lieane Arabsky |
| | Tim Hemming |
| Technical Analyst | Meghan Hewitt Hartley |
| Systems/Network Analyst | Oliver Prince |
| Help Desk Coordinator | Christos McIntyre |

BRAND & CREATIVE

| | |
|----------------------------------|-------------------|
| Creative Director | Mark Raham |
| Manager, Creative Services | Ryan Castle |
| Senior Graphic Designer | Leah Browne |
| Graphic Designer | Julie Tran |
| | Dana Deschene |
| | Derek Adam |
| Game & Event Multimedia Producer | Art Green |
| Digital Designer | Pouya Peiravi |
| Production Coordinator | Annie Chan |
| | Ashleigh Johnston |
| Project Coordinator | Aiden Fox |

MARKETING

| | |
|---|--------------|
| Marketing Project Manager, Revenue Generation | Adam Smith |
| Marketing Project Manager, Fan Development | Marie Bailey |
| Marketing Project Manager | |
| Community, Operations & Events | Dene McKay |

HUMAN RESOURCES

| | |
|---|---------------------|
| Director, Human Resources | Dana Clark |
| Manager, Human Resources | Karolina May |
| Manager, Scheduling & Staff Services | Ranbir Singh |
| Human Resources & Staff Services Generalist | Tenisha Soon Psajid |
| Staff Services Coordinator (Scheduling) | Sabrina Sandbeck |
| Human Resources Assistant | Nicole Swinden |
| Receptionist | Kaitlin Iamai |

CANUCKS TEAM STORE

| | |
|---|-----------------------|
| Director, Retail & Consumer Product Marketing | Janeil Mackay |
| Sales & Service Manager | Wynn Moody |
| Merchandiser/Buyer – Premium Product | Jill White |
| Retail Store Manager (Kerrisdale) | Tracy Van Regenmorter |
| Retail Store Manager (Outlet) | Stu Lyster |
| Assistant Store Manager (Robson) | Soraya Khalil |
| Retail Supervisor | Chris Klimek |
| | Matt Oxenham |
| Warehouse Supervisor | Jason Callaghan |

TRAVEL

| | |
|----------------|----------------|
| Travel Manager | Cathie Moroney |
|----------------|----------------|

WEBSITE & NEW MEDIA

| | |
|--|-------------------|
| Director, Website & New Media | Kevin Kinghorn |
| Website Writer | Derek Jory |
| Website Manager, Planning and Partner Programs | Emily Leung |
| Website Coordinator | Bobby Whang |
| Website Developer | Mike Timofiev |
| Social Media Coordinator | Nicole van Zanten |

2012.13 NHL STANLEY CUP PLAYOFF SCHEDULE

FIRST ROUND

WESTERN CONFERENCE QUARTERFINALS

| DATE | TIME (PT) | #3 VANCOUVER VS #6 SAN JOSE | NETWORK |
|-------------------------|-----------|-----------------------------|---------|
| Wednesday, May 1, 2013 | 7:30 pm | San Jose at Vancouver | TSN |
| Friday, May 3, 2013 | 7:00 pm | San Jose at Vancouver | TSN |
| Sunday, May 5, 2013 | 7:00 pm | Vancouver at San Jose | TSN |
| Tuesday, May 7, 2013 | 7:00 pm | Vancouver at San Jose | TSN |
| *Thursday, May 9, 2013 | 7:00 pm | San Jose at Vancouver | TBD |
| *Saturday, May 11, 2013 | TBD | Vancouver at San Jose | TBD |
| *Monday, May 13, 2013 | TBD | San Jose at Vancouver | TBD |

*Additional game dates if required



MEDIA INFORMATION

2012.13 STANLEY CUP PLAYOFF MEDIA INFORMATION

MEDIA RELATIONS STAFF

TC Carling

Vice President, Communications & Community Partnerships

604.899.4623 | tc.carling@canucks.com

Ben Brown

Director, Media Relations & Team Operations

604.899.4609 | ben.brown@canucks.com
(Interview, Broadcast Requests)

Stephanie Maniago

Manager, Media Relations & Publications

604.899.4622 | stephanie.maniago@canucks.com
(Interview, Statistical Requests)

Jen Rollins

Coordinator, Media Relations & Publications

604.899.4620 | jen.rollins@canucks.com
(Player Radio Interview, Credential Requests)

Alex Li

Student Associate, Media Relations

604.899.4654 | media.relations@canucks.com
(Press Box)

CANUCKS MEDIA HOTLINE

604.899.4995

The Vancouver Canucks Media Hotline is a recorded message featuring practice times, travel information, player transactions and other important media information.

CANUCKS MEDIA WEBSITE CANUCKS.COM/MEDIARELATIONS

The Vancouver Canucks Media Website provides access to Canucks clippings, game notes, media availability access schedule, press releases, statistics, arena information and directions, and more. To access, please use the below information:

Login: media.relations@canucks.com

Password: Canucks1970

ACCREDITATION

Playoff Passes: Issued to print, radio, and television media members who cover the Vancouver Canucks on a regular basis as part of their work requirements. In some cases, passes will be granted on a round by round basis due to the availability of seating.

Single Game Passes: Media members from accredited newspapers, magazines, wire services, television stations and radio outlets requesting a single-game media pass must make a written request on the stationary letterhead of the applying outlet **48 hours prior to the game**. Requests should be made through the Vancouver Canucks credential form on Canucks.com/mediarelations.

Important Note: The media is reminded that press box seating is assigned and reserved for working members of media covering a particular game or series of games. Media passes must be displayed at all times. In all cases, passes are non-transferable and any unauthorized use will subject the bearer to ejection from

Rogers Arena and forfeiture of the credential. Please see back of game pass for team and League policies.

MEDIA ENTRANCE – GATE 9

All media must access Rogers Arena through Gate 9 on the South side of the building (Griffiths Way). Please check in at the media credential station/security station located inside Gate 9. Media can access the Press Box and Gondola on Level 500 from the Gate 9 elevators. Auxiliary press areas are also accessible from Gate 9.

MEDIA PARKING

Rogers Arena is unable to provide complimentary parking to members of the media. Media personnel are encouraged to use public transportation or one of the parking lots around Rogers Arena during games.

INTERNET

The Vancouver Canucks provide complimentary wireless internet to media in the press box, auxiliary press areas, Norm Jewison media room and photography suite. Hardwire jacks will also be available in the press box, auxiliary press areas and Norm Jewison media room.

Wireless Internet

Network: VCLGUEST

Username: guest

Password: raguest

For Apple users:

Network: VCLGUEST2

Password: StanleyCup

INTERVIEWS

In accordance with NHL policy, game-day interviews are permitted within five minutes following the morning skate and within five minutes following the conclusion of a game. Canucks Head Coach Alain Vigneault will conduct game-day interviews in the Norm Jewison Media Room located across the hall from the dressing rooms.

TELEVISION/RADIO

Television and radio broadcast booths are located in the media gondola on level 500 and are most easily accessed by taking the Gate 9 elevators. The media relations department is pleased to arrange pre-tapes and quick hit interviews according to NHL guidelines. Pre-tape and quick hit requests should be made with the Canucks Media Relations Department no later than the morning skate.

PHOTOGRAPHERS

Photographers on assignment from accredited newspapers, magazines, and wire services may have their assignment editor apply for single game photo passes through the Canucks credential form on Canucks.com/mediarelations at least **48 hours prior** to the game they are assigned to shoot. Beat photographers will receive playoff passes and will shoot from their assigned seats. Assignment photographers will be designated a seat.

Strobe Rentals: Those photographers wishing to set up strobe lighting must first contact the Canucks Image Resource Coordinator for the necessary authorization, at 604.899.7448. Strobes are often booked quickly and photographers are encouraged to make requests as early as possible.

PRESS SERVICE & AREAS

The following services are provided to all accredited media members:

- 1 Game notes and line-up sheets are available by 10:00 am on game days.
- 2 Between-period game summaries and post-game final statistics will be distributed to the media.
- 3 Out-of-town scores and officiating decisions will be provided upon availability.
- 4 Closed circuit television monitors with instant replay are situated throughout the press box.
- 5 A media workroom, the Norm Jewison media room, is situated at dressing room level.
- 6 Multiple Press Boxes and press areas will be utilized during the playoffs and available via express elevator at gate 9 (South side of the building). The main press box with meal service and snacks will be located on level 500. Auxiliary press areas will be announced at a later date. Stats and game-related information will be provided in all press areas. Seating charts will be posted throughout all press areas.

DRESSING ROOMS

The dressing rooms for both the home and visiting team are located on Level 000 of Rogers Arena. Unless otherwise indicated, dressing rooms are open to the media within five minutes following the conclusion of the game. All media members must have their passes displayed in order to gain access to the dressing room. The dressing rooms are accessible post game from the Press Box via the South Elevators at Gate 9.

FOOD & DRINK SERVICE

A media meal is available for purchase on game nights. Complimentary soft drinks, coffee, water and popcorn are also available to everyone in the level 500 press box. Media are also invited to purchase food from the various concessions located on the public concourses at Rogers Arena. Alcoholic beverages are prohibited in the press box and auxiliary press areas.

FAX/PHOTOCOPY SERVICE

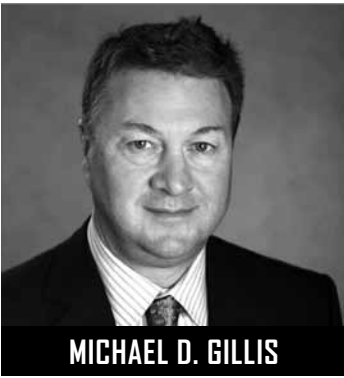
Complimentary fax and photocopy service is available upon request. For assistance, please contact a media relations representative.

VANCOUVER CANUCKS GAME NIGHT MEDIA SERVICES STAFF

| | |
|------------------|---------------|
| Godfrey Rockwood | Mike McAleer |
| Bill Hinksman | Sunny Sung |
| Ryan Macey | Joel Rockwood |
| Narinder Badesha | |

PLEASE BE ADVISED THAT MEDIA PASSES MUST BE DISPLAYED AT ALL TIMES

CANUCKS HOCKEY OPS EXECUTIVE



MICHAEL D. GILLIS

**PRESIDENT & GENERAL MANAGER,
ALTERNATE GOVERNOR, NHL**

Born: December 1, 1958

Birthplace: Sudbury, ON

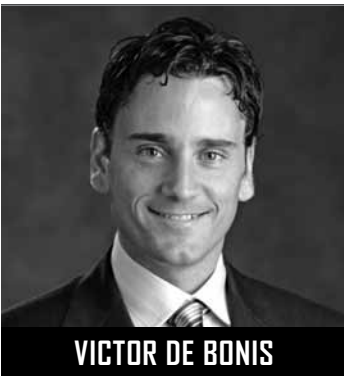
Residence: Vancouver, BC

Family: Wife, Diane; Sons, Max & Spencer;
Daughter, Kate

Michael D. Gillis is the 10th General Manager in the history of the Vancouver Canucks and is in his fifth season in the club's front office. As President & General Manager, Gillis has led the Canucks to Northwest Division titles every season since joining the organization and to two Presidents' Trophies. He also constructed the 2011 squad that set a franchise record with 117 points in the regular season and won the Clarence Campbell Bowl as the Western Conference playoff champions. He received the General Manager of the Year Award at the 2011 NHL Awards.

Gillis is responsible for the overall strategic direction of Canucks Sports & Entertainment working in partnership with Chief Operating Officer, Victor de Bonis. He provides strategic leadership to the Hockey Operations Department, overseeing the Canucks top minor league affiliates, negotiating player contracts and executing viable, long-term strategies for player growth and development. At the 2013 trade deadline, he acquired Derek Roy. Over the past four seasons Gillis has secured core players on the Canucks roster to long-term deals through the 2013.14 season including Kevin Bieksa, Chris Higgins, Dan Hamhuis, Ryan Kesler, Daniel Sedin, Henrik Sedin, Alex Burrows and Alex Edler.

Gillis was selected fifth overall by the Colorado Rockies in the 1978 NHL Entry Draft and played 246 games, recording 76 points (33-43-76) with Colorado and Boston before retiring due to injury. A native of Kingston, Ontario, Gillis earned a law degree from Queen's University, where he later served as a professor of sports law. Prior to joining the Canucks, Gillis enjoyed a successful 15-year career as a NHL player representative.



VICTOR DE BONIS

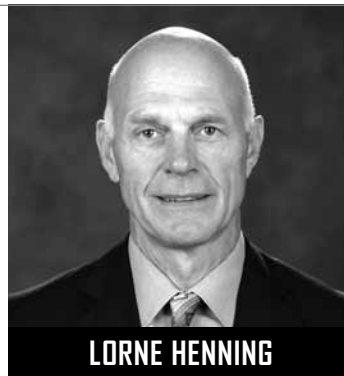
**CHIEF OPERATING OFFICER,
ALTERNATE GOVERNOR, NHL**

Born: May 17, 1966

Birthplace: Vancouver, BC

Residence: Vancouver, BC

Family: Wife, Mary; Daughters, Valendina &
Angelica; Son, Victor



LORNE HENNING

**VICE PRESIDENT, PLAYER PERSONNEL &
ASSISTANT GENERAL MANAGER**

Born: February 23, 1952

Birthplace: Melfort, SK

Residence: Irvine, CA

Family: Wife, Cathy; Sons, Brett & Garrett;
Daughter, Marissa



LAURENCE GILMAN

**VICE PRESIDENT, HOCKEY OPERATIONS &
ASSISTANT GENERAL MANAGER**

Born: January 6, 1965

Birthplace: Winnipeg, MB

Residence: Vancouver, BC

Family: Wife, Michelle; Son, Tyler; Daughter,
Samantha

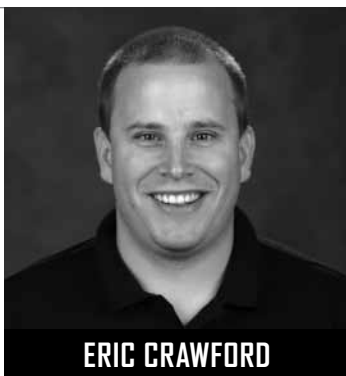
CANUCKS HOCKEY OPS EXECUTIVE



STAN SMYL

SENIOR ADVISOR TO THE GENERAL MANAGER

Born: January 28, 1958
Birthplace: Glendon, AB
Residence: West Vancouver, BC
Family: Wife, Jennifer; Son, Spencer; Daughters, Jilian & Natalie



ERIC CRAWFORD

DIRECTOR, PLAYER PERSONNEL

Born: April 16, 1973
Birthplace: Belleville, ON
Residence: Belleville, ON
Family: Wife, Kim; Daughters, Grace & Ruby



DAVE GAGNER

DIRECTOR, PLAYER DEVELOPMENT


Born: December 11, 1964
Birthplace: Chatham, ON
Residence: London, ON
Family: Wife, Jo-Anne; Son, Sam; Daughters, Jessica & Renee



JONATHAN WALL

DIRECTOR, HOCKEY ADMINISTRATION


Born: October 13, 1974
Birthplace: Vancouver, BC
Residence: Vancouver, BC
Family: Wife, Sarah; Son, Jack; Daughter Aliya



RON DELORME

CHIEF AMATEUR SCOUT


Born: September 3, 1955
Birthplace: North Battleford, SK
Residence: Vancouver, BC
Family: Wife, Joan; Son, Blair; Daughter, Leah



THOMAS GRADIN

ASSOCIATE CHIEF AMATEUR SCOUT

Born: February 18, 1956
Birthplace: Solleftea, Sweden
Residence: Vancouver, BC
Family: Wife, Cathie; Son, Adam; Daughters, Linda & Therese



ALAIN VIGNEAULT

HEAD COACH

Born: May 14, 1961

Birthplace: Quebec City, QC

Residence: Vancouver, BC

Family: Daughters, Andreane & Janie

Alain Vigneault is the 16th Head Coach in Vancouver Canucks history. Since his appointment on June 20, 2006, Vigneault has led the Canucks to two Presidents' Trophies, a Stanley Cup Final appearance, and six Northwest Division titles and postseason berths in seven seasons with the club. Vigneault's combined regular season record (313-170-57) represents the most successful winning percentage (.632) by a Vancouver Head Coach.

In the 2012.13 season, Vigneault recorded his 300th victory with Vancouver, Mar. 14/13 vs NSH, becoming the first Canucks head coach in franchise history to reach the milestone win. He became the longest tenured coach in franchise history, coaching his 530th game for Vancouver Apr. 6/13 vs CGY, passing Marc Crawford who compiled a 246-189-(62)32 record in 529 games for Vancouver. Vigneault finished the 2012.13 season ranked sixth among active NHL coaches for all-time games coached and seventh for most wins. He collected his 400th career win as an NHL head coach, Feb. 1/13 vs CHI. He reached the 400 wins milestone in his 766th game coached in the NHL, becoming the eighth fastest coach to reach the mark behind only Scotty Bowman (690 games), Glen Sather (694 games), Mike Babcock (699 games), Toe Blake (724 games), Dave Tippett (729 games), Mike Keenan (731 games) and Ken Hitchcock (736 games).

In 2010.11 Vigneault guided the club to a 54-19-9 record, setting a franchise wins and points record. He led the club to a Presidents' Trophy for most points in the regular season for the first time in franchise history. He also served as an assistant coach at the 2011 NHL All-Star Game.

Vigneault's inaugural season with Vancouver was the also the club's most successful regular season at that date in time. The Canucks set franchise records for wins (49), points (105) and captured the Northwest Division title, earning a playoff berth for the first time since 2003.04. In recognition of these significant achievements, Vigneault was presented with the Jack Adams Award as NHL Coach of the Year at the 2007 NHL Awards in Toronto.

Vigneault previously served as Head Coach of the Montreal Canadiens from 1997-2001, becoming the organization's second youngest coach in club history at the age of 36. He compiled an NHL record of 109-118-35-4, reaching the Eastern Conference Semi-Finals during his first season behind the Canadiens bench and was nominated for the Jack Adams Award, following the 1999-2000 season.

Vigneault joined Vancouver from the club's AHL affiliate, the Manitoba Moose, where he led the team to within one game of the conference finals. In the 2005.06 season, his first season as Head Coach with the Moose, Vigneault guided the club to a 44-24-7 record.

Prior to joining the Moose, Vigneault spent 10 seasons as Head Coach in the QMJHL with Trois-Rivieres, Hull, Beauport and PEI. In 1988, Vigneault led the Olympiques to the Memorial Cup and was subsequently named CHL Coach of the Year. He has been honoured as coach of the QMJHL's Second All-Star team on three separate occasions.


Vigneault has also achieved success on the international stage. He served as an Assistant Coach with Canada's National Junior Team in 1989 and 1991, winning a gold medal at the 1991 World Junior Championships in Saskatoon.

The Quebec native began his career in the NHL playing for the St. Louis Blues from 1981 to 1983. Drafted by the Blues in the eighth round, 167th overall in the 1981 Entry Draft, the defenceman recorded two goals, five assists and 82 penalty minutes in his NHL career. Vigneault went on to serve as a scout for the Blues for two seasons and as an Assistant Coach for the Ottawa Senators from 1992 to 1996.

ALAIN VIGNEAULT'S HEAD COACHING RECORD


| Season | Team | League | GC | W | L | T | OTL | PCT |
|-------------------------|------------------|------------|------------|------------|------------|-----------|----------|-------------|
| 1986.87 | Trois Rivieres | QMJHL | 70 | 28 | 40 | 2 | 0 | .414 |
| 1987.88 | Hull | QMJHL | 70 | 43 | 23 | 4 | 0 | .643 |
| 1988.89 | Hull | QMJHL | 70 | 40 | 25 | 5 | 0 | .607 |
| 1989.90 | Hull | QMJHL | 70 | 36 | 29 | 5 | 0 | .550 |
| 1990.91 | Hull | QMJHL | 70 | 36 | 27 | 7 | 0 | .564 |
| 1991.92 | Hull | QMJHL | 70 | 41 | 24 | 5 | 0 | .621 |
| 1995.96 | Beauport | QMJHL | 31 | 19 | 7 | 5 | 0 | .694 |
| 1996.97 | Beauport | QMJHL | 70 | 24 | 44 | 2 | 0 | .357 |
| 1997.98 | Montreal | NHL | 82 | 37 | 32 | 13 | 0 | .530 |
| 1998.99 | Montreal | NHL | 82 | 32 | 39 | 11 | 0 | .457 |
| 1999.00 | Montreal | NHL | 82 | 35 | 34 | 9 | 4 | .506 |
| 2000.01 | Montreal | NHL | 20 | 5 | 13 | 2 | 0 | .300 |
| 2003.04 | P.E.I. | QMJHL | 70 | 40 | 19 | 5 | 6 | .650 |
| 2004.05 | P.E.I. | QMJHL | 70 | 24 | 39 | 7 | 0 | .393 |
| 2005.06 | Manitoba | AHL | 80 | 44 | 24 | - | 7 | .633 |
| 2006.07 | Vancouver | NHL | 82 | 49 | 26 | 7 | - | .640 |
| 2007.08 | Vancouver | NHL | 82 | 39 | 33 | 10 | - | .536 |
| 2008.09 | Vancouver | NHL | 82 | 45 | 27 | 10 | - | .610 |
| 2009.10 | Vancouver | NHL | 82 | 49 | 28 | 5 | - | .628 |
| 2010.11 | Vancouver | NHL | 82 | 54 | 19 | 9 | - | .713 |
| 2011.12 | Vancouver | NHL | 82 | 51 | 22 | 9 | - | .677 |
| 2012.13 | Vancouver | NHL | 48 | 26 | 15 | 7 | - | .615 |
| VANCOUVER TOTALS | | | 540 | 313 | 170 | 57 | - | .632 |
| NHL TOTALS | | | 806 | 422 | 288 | 94 | 4 | .620 |

COACHING STAFF




ASSOCIATE COACH

Born: January 25, 1955
Birthplace: Moncton, NB
Residence: Vancouver, BC
Family: Wife, Judy; Sons, Ricky & Ryan; Daughter, Kristen



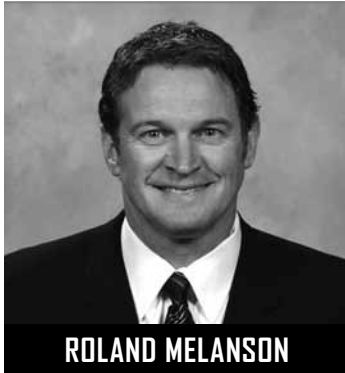
ASSISTANT COACH

Born: February 14, 1962
Birthplace: Cornwall, ON
Residence: Vancouver, BC
Family: Wife, Lori; Son, Adam; Daughter, Erika




ASSISTANT COACH, VIDEO

Born: February 29, 1968
Birthplace: Labrador City, NF
Residence: Vancouver, BC
Family: Wife, Nancy; Son, Ben; Daughter, Sophia



GOALTENDING COACH

Born: June 28, 1960
Birthplace: Moncton, NB
Residence: Vancouver, BC
Family: Sons, Mathieu & Benoit



STRENGTH & CONDITIONING COACH

Born: September 14, 1967
Birthplace: Kamloops, BC
Residence: Surrey, BC
Family: Wife, Cara; Sons, Sami, Max, Calvin & Henry



SKILL COACH

Born: August 30, 1973
Birthplace: Winnipeg, MB
Residence: Vancouver, BC

CANUCKS PLAYOFF ROSTER

DEFENCEMEN

| NO. | PLAYER | POS | HT | WT | BIRTHPLACE | BIRTHDATE |
|-----|----------------|-----|-------|-----|-------------------|---------------|
| 2 | Dan Hamhuis | D | 6'0" | 202 | Smithers, BC | Dec. 13, 1982 |
| 3 | Kevin Bieksa | D | 6'0" | 206 | Grimsby, ON | Jun. 16, 1981 |
| 4 | Keith Ballard | D | 5'11" | 208 | Baudette, MN | Nov. 26, 1982 |
| 5 | Jason Garrison | D | 6'2" | 216 | White Rock, BC | Nov. 13, 1984 |
| 8 | Chris Tanev | D | 6'2" | 185 | Toronto, ON | Dec. 20, 1989 |
| 18 | Cam Barker | D | 6'3" | 223 | Winnipeg, MB | Apr. 4, 1986 |
| 23 | Alex Edler | D | 6'4" | 220 | Ostersund, SWE | Apr. 21, 1986 |
| 26 | Frank Corrado | D | 6'0" | 190 | Toronto, ON | Mar. 26, 1983 |
| 38 | Derek Joslin | D | 6'1" | 210 | Richmond Hill, ON | Mar. 17, 1987 |
| 41 | Andrew Alberts | D | 6'5" | 206 | Minneapolis, MN | Jun. 30, 1981 |

FORWARDS

| NO. | PLAYER | POS | HT | WT | BIRTHPLACE | BIRTHDATE |
|-----|-------------------|-----|------|-----|-------------------|----------------|
| 7 | David Booth | LW | 6'0" | 212 | Detroit, MI | Nov. 24, 1984 |
| 9 | Zack Kassian | RW | 6'3" | 214 | Windsor, ON | Jan. 24, 1991 |
| 13 | Steve Pinizzotto | RW | 6'1" | 195 | Mississauga, ON | Apr. 26, 1984 |
| 14 | Alexandre Burrows | LW | 6'1" | 195 | Pincourt, QC | Apr. 11, 1981 |
| 15 | Derek Roy | C | 5'9" | 184 | Ottawa, ON | May 4, 1983 |
| 17 | Ryan Kesler | C | 6'2" | 202 | Livonia, MI | Aug. 31, 1984 |
| 20 | Chris Higgins | LW | 6'0" | 193 | Smithtown, NY | June 2, 1983 |
| 21 | Mason Raymond | LW | 6'0" | 182 | Cochrane, AB | Sept. 17, 1985 |
| 22 | Daniel Sedin | LW | 6'2" | 182 | Ornskoldsvik, SWE | Sept. 26, 1980 |
| 25 | Andrew Ebbett | C | 5'9" | 174 | Vernon, BC | Jan. 2, 1983 |
| 29 | Tom Sestito | LW | 6'5" | 228 | Rome, NY | Sep. 28, 1987 |
| 32 | Dale Weise | RW | 6'2" | 210 | Winnipeg, MB | Aug. 5, 1988 |
| 33 | Henrik Sedin | C | 6'2" | 190 | Ornskoldsvik, SWE | Sept. 26, 1980 |
| 36 | Jannik Hansen | RW | 6'1" | 192 | Herlev, DEN | Mar. 15, 1986 |
| 40 | Maxim Lapierre | C | 6'2" | 207 | St-Leonard, QC | Mar. 29, 1985 |

GOALTENDERS

| NO. | PLAYER | POS | HT | WT | BIRTHPLACE | BIRTHDATE |
|-----|----------------|-----|------|-----|----------------|---------------|
| 1 | Roberto Luongo | G | 6'3" | 205 | Montreal, QC | Apr. 4, 1979 |
| 30 | Joe Cannata | G | 6'1" | 200 | Wakefield, MA | Jan. 2, 1990 |
| 35 | Cory Schneider | G | 6'2" | 195 | Marblehead, MA | Mar. 18, 1986 |

President & General Manager Michael D. Gillis
 Chief Operating Officer Victor de Bonis
 VP & Assistant General Manager Laurence Gilman
 VP & Assistant General Manager Lorne Henning
 Sr. Advisor to the General Manager Stan Smyl
 Director, Player Personnel Eric Crawford
 Director, Player Development Dave Gagner
 Director, Hockey Administration Jonathan Wall
 Chief Amateur Scout Ron Delorme
 Associate Chief Amateur Scout Thomas Gradin
 Head Coach Alain Vigneault
 Associate Coach Rick Bowness

Assistant Coach Newell Brown
 Assistant Coach, Video Darryl Williams
 Goaltending Coach Roland Melanson
 Strength & Conditioning Coach Roger Takahashi
 Skill Coach Glenn Carnegie
 Head Athletic Trainer Mike Burnstein
 Assistant Athletic Trainer Jon Sanderson
 Assistant Athletic Trainer Dave Zarn
 Equipment Manager Pat O'Neill
 Assistant Equipment Manager Jamie Hendricks
 Equipment Assistant Brian Hamilton
 Video Assistant Rod Brathwaite

FINAL TEAM SCORING

| POS | NO. | PLAYER | GP | AVG TOI | G | A | PTS | +/- | PIM | PP | SH | GW | S | PCTG |
|-----|-----|------------------|----|---------|----|----|-----|-----|-----|----|----|----|-----|------|
| C | 33 | Henrik Sedin | 48 | 19:20 | 11 | 34 | 45 | 19 | 24 | 1 | 1 | 1 | 70 | 15.7 |
| LW | 22 | Daniel Sedin | 47 | 19:01 | 12 | 28 | 40 | 12 | 18 | 3 | 0 | 3 | 138 | 8.7 |
| RW | 36 | Jannik Hansen | 47 | 17:33 | 10 | 17 | 27 | 12 | 8 | 1 | 0 | 2 | 99 | 10.1 |
| LW | 14 | Alex Burrows | 47 | 18:54 | 13 | 11 | 24 | 15 | 54 | 1 | 0 | 2 | 140 | 9.3 |
| D | 2 | Dan Hamhuis | 47 | 23:23 | 4 | 20 | 24 | 9 | 12 | 0 | 1 | 0 | 61 | 6.6 |
| LW | 21 | Mason Raymond | 46 | 15:49 | 10 | 12 | 22 | 2 | 16 | 4 | 0 | 1 | 79 | 12.7 |
| D | 23 | Alex Edler | 45 | 23:50 | 8 | 14 | 22 | -5 | 37 | 5 | 0 | 0 | 113 | 7.1 |
| D | 5 | Jason Garrison | 47 | 21:41 | 8 | 8 | 16 | 18 | 28 | 3 | 0 | 2 | 94 | 8.5 |
| LW | 20 | Chris Higgins | 41 | 16:24 | 10 | 5 | 15 | -4 | 10 | 0 | 0 | 1 | 77 | 13.0 |
| C | 17 | Ryan Kesler | 17 | 18:57 | 4 | 9 | 13 | -5 | 12 | 2 | 0 | 1 | 36 | 11.1 |
| D | 3 | Kevin Bieksa | 36 | 21:56 | 6 | 6 | 12 | 6 | 48 | 2 | 0 | 1 | 77 | 7.8 |
| RW | 9 | Zack Kassian | 39 | 13:28 | 7 | 4 | 11 | -7 | 51 | 2 | 0 | 1 | 49 | 14.3 |
| C | 40 | Maxim Lapierre | 48 | 12:35 | 4 | 6 | 10 | -6 | 45 | 0 | 0 | 1 | 54 | 7.4 |
| C | 45 | Jordan Schroeder | 31 | 13:42 | 3 | 6 | 9 | E | 4 | 1 | 0 | 2 | 28 | 10.7 |
| D | 8 | Chris Tanev | 38 | 17:17 | 2 | 5 | 7 | 4 | 10 | 0 | 0 | 1 | 20 | 10.0 |
| C | 15 | Derek Roy* | 12 | 17:39 | 3 | 3 | 6 | 1 | 2 | 1 | 0 | 0 | 20 | 15.0 |
| RW | 32 | Dale Weise | 40 | 9:33 | 3 | 3 | 6 | -7 | 43 | 0 | 0 | 2 | 35 | 8.6 |
| C | 25 | Andrew Ebbett | 28 | 12:19 | 1 | 5 | 6 | -1 | 4 | 0 | 0 | 0 | 23 | 4.3 |
| LW | 7 | David Booth | 12 | 12:45 | 1 | 2 | 3 | -3 | 4 | 0 | 0 | 0 | 27 | 3.7 |
| D | 4 | Keith Ballard | 36 | 15:28 | 0 | 2 | 2 | -2 | 29 | 0 | 0 | 0 | 35 | 0.0 |
| D | 18 | Cam Barker | 14 | 14:11 | 0 | 2 | 2 | -3 | 4 | 0 | 0 | 0 | 19 | 0.0 |
| LW | 15 | Aaron Volpatti* | 16 | 7:18 | 1 | 0 | 1 | E | 28 | 0 | 0 | 0 | 11 | 9.1 |
| LW | 29 | Tom Sestito* | 23 | 6:24 | 1 | 0 | 1 | -3 | 53 | 0 | 0 | 0 | 11 | 9.1 |
| D | 41 | Andrew Alberts | 24 | 15:10 | 0 | 1 | 1 | -7 | 32 | 0 | 0 | 0 | 15 | 0.0 |
| RW | 13 | Steve Pinizzotto | 12 | 9:59 | 0 | 0 | 0 | -6 | 29 | 0 | 0 | 0 | 9 | 0.0 |
| C | 27 | Manny Malhotra | 9 | 11:07 | 0 | 0 | 0 | -3 | 0 | 0 | 0 | 0 | 2 | 0.0 |
| RW | 44 | Andrew Gordon | 6 | 8:25 | 0 | 0 | 0 | -1 | 0 | 0 | 0 | 0 | 2 | 0.0 |
| D | 26 | Frank Corrado | 3 | 19:24 | 0 | 0 | 0 | -1 | 0 | 0 | 0 | 0 | 4 | 0.0 |
| LW | 46 | Nicklas Jensen | 2 | 13:51 | 0 | 0 | 0 | -1 | 0 | 0 | 0 | 0 | 0 | 0.0 |
| D | 38 | Derek Joslin | 2 | 16:59 | 0 | 0 | 0 | -2 | 0 | 0 | 0 | 0 | 2 | 0.0 |
| LW | 42 | Bill Sweatt | 1 | 12:24 | 0 | 0 | 0 | -1 | 0 | 0 | 0 | 0 | 0 | 0.0 |

GOALTENDERS

| NO. | GOALTENDER | GPI | W | L | OT | SA | GA | GAA | SV | SV% | SO | A | PIM | TOI |
|-----|----------------|-----|----|---|----|-----|----|------|-----|------|----|---|-----|----------|
| 35 | Cory Schneider | 30 | 17 | 9 | 4 | 835 | 61 | 2.11 | 774 | .927 | 5 | 1 | 0 | 1,733:19 |
| 1 | Roberto Luongo | 20 | 9 | 6 | 3 | 551 | 51 | 2.56 | 500 | .907 | 2 | 0 | 0 | 1,196:55 |
| 30 | Joe Cannata | - | - | - | - | - | - | - | - | - | - | - | - | - |

*Canucks Totals Only

2012.13 INJURY UPDATE TOTAL MAN-GAMES LOST: 162

| NAME | GAMES | INJURY | DATE(S) |
|------------------|-------|------------|-------------------|
| Cory Schneider | 2 | Body | Apr. 25-27/13 |
| Kevin Bieksa | 5 | Lower body | Apr. 16-25/13 |
| Keith Ballard | 1 | Lower body | Apr. 22/13 |
| Chris Higgins | 6 | Lower body | Apr. 10-20/13 |
| Cory Schneider | 1 | Flu | Apr. 10/13 |
| Chris Tanev | 10 | Lower body | Apr. 8-27/13 |
| Mason Raymond | 2 | Upper body | Apr. 1-4/13 |
| Keith Ballard | 5 | Foot | Mar. 28-Apr. 6/13 |
| Dale Weise | 6 | Shoulder | Mar. 24-Apr. 4/13 |
| Zack Kassian | 6 | Back | Mar. 21-30/13 |
| Steve Pinizzotto | 4 | Illness | Mar. 21-26/13 |

| NAME | GAMES | INJURY | DATE(S) |
|----------------|-------|----------------|--------------------|
| Chris Higgins | 1 | Upper body | Mar. 21/13 |
| Zack Kassian | 2 | Upper body | Mar. 16-18/13 |
| David Booth | 21 | Lower body | Mar. 18-Apr. 27/13 |
| Keith Ballard | 1 | Lower body | Mar. 7/13 |
| Kevin Bieksa | 5 | Groin | Mar. 3-12/13 |
| Ryan Kesler | 19 | Foot | Mar. 2-Apr. 6/13 |
| David Booth | 1 | Illness | Feb. 24/13 |
| Kevin Bieksa | 2 | Groin | Feb. 24-26/13 |
| Manny Malhotra | 36 | Out for Season | Feb. 15-Apr. 27/13 |
| Ryan Kesler | 12 | Upper body | Jan. 19-Feb. 12/13 |
| David Booth | 14 | Groin | Jan. 19-Feb. 17/13 |

2012.13 TRANSACTIONS

| DATE | PLAYER | ROSTER MOVE |
|------------|--------------------------------|---|
| Apr. 24/13 | Joe Cannata | Recalled from Chicago |
| Apr. 22/13 | Frank Corrado | Recalled from Chicago |
| Apr. 17/13 | Derek Joslin | Recalled from Worcester |
| Apr. 5/13 | Nicklas Jensen | Reassigned to Chicago |
| Apr. 3/13 | Zack Kassian | Recalled from Chicago |
| Apr. 3/13 | Bill Sweatt | Reassigned to Chicago |
| Apr. 2/13 | Derek Roy | Acquired from DAL for Kevin Connauton and 2013 2nd round pick |
| Apr. 2/13 | Jordan Schroeder | Reassigned to Chicago |
| Mar. 31/13 | Nicklas Jensen and Bill Sweatt | Recalled from Chicago |
| Mar. 31/13 | Zack Kassian and Andrew Gordon | Reassigned to Chicago |
| Mar. 21/13 | Andrew Gordon | Recalled from Chicago |
| Mar. 18/13 | Jordan Schroeder | Recalled from Chicago |
| Mar. 18/13 | Ludwig Blomstrand | Signed by Vancouver |
| Mar. 16/13 | Kellan Lain | Signed by Vancouver |
| Mar. 11/13 | Andrew Ebbett | Recalled from Chicago |
| Mar. 11/13 | Jordan Schroeder | Reassigned to Chicago |

| DATE | PLAYER | ROSTER MOVE |
|------------|------------------|------------------------------------|
| Mar. 1/13 | Tom Sestito | Claimed off waivers (from PHI) |
| Mar. 1/13 | Andrew Ebbett | Reassigned to Chicago |
| Feb. 28/13 | Andrew Ebbett | Recalled from Chicago |
| Feb. 27/13 | Aaron Volpatti | Placed on waivers (claimed by WSH) |
| Feb. 19/13 | Andrew Ebbett | Reassigned to Chicago |
| Jan. 22/13 | Jordan Schroeder | Recalled from Chicago |
| Jan. 22/13 | Jim Vandermeer | Reassigned to Chicago |
| Jan. 18/13 | Alex Edler | Re-signed by Vancouver |
| Jan. 18/13 | Peter Andersson | Reassigned to Chicago |
| Jan. 18/13 | Darren Archibald | Reassigned to Chicago |
| Jan. 18/13 | Joe Cannata | Reassigned to Chicago |
| Jan. 18/13 | Kevin Connauton | Reassigned to Chicago |
| Jan. 18/13 | Andrew Gordon | Reassigned to Chicago |
| Jan. 18/13 | Derek Joslin | Reassigned to Chicago |
| Jan. 18/13 | Anton Rodin | Reassigned to Chicago |
| Jan. 18/13 | Jordan Schroeder | Reassigned to Chicago |
| Jan. 18/13 | Bill Sweatt | Reassigned to Chicago |

GAME NOTES

NORTH BY NORTHWEST

With a 3-1 victory over the Blackhawks on Apr. 22 the Canucks earned their fifth consecutive Northwest Division title and 10th division title in franchise history. Since the 2003-04 NHL season, Vancouver has captured more division titles than any other team in the NHL with a total of seven. Detroit ranks second in this category with six division titles since the 2003-04 season. The Canucks completed the 2012.13 season with a record of 26-15-7, ranking third overall in the Western Conference.

O' CAPTAIN MY CAPTAIN

With two assists Feb. 15/13 vs DAL, Henrik Sedin set a new franchise record for scoring (757), surpassing Markus Naslund, who was the previous all-time franchise scoring leader at 756. He now sits at 792 career points (182-610-792). Henrik already holds the club record for most assists (610) and ranks 10th for most goals (182), passing Greg Adams (179) Mar. 28 vs COL. He ranks second in games played at 940 (surpassed Stan Smyl Jan. 27/13 at SJ), trailing only Trevor Linden's 1,140 games with Vancouver. Henrik also ranks third among active players and holds the franchise record for highest cumulative plus/minus at +200 and is tied with Trevor Linden (33 GWG) in fourth for most game-winning goals in franchise history.

- There are currently seven teams that have their all-time leading scorer on their active rosters: Teemu Selanne (ANA), David Legwand (NSH), Patrik Elias (NJ), Daniel Alfredsson (OTT), Patrick Marleau (SJ), Martin St. Louis (TB) and Henrik Sedin (VAN).
- Henrik ranks 151st all-time for most points in League history, ranks 18th for most career points among active skaters and moved into 8th in NHL history among the highest scoring Swedish born players with two assists, Apr. 15/13 at NSH.
- He was the 18th Swedish born player to reach the 900 game milestone in NHL history.
- He collected his 600th career assist on Apr. 6/13 vs CGY, a feat only 76 players in League history have accomplished.

RISING THROUGH THE RANKS

With a two-point night (1-1-2) against the Chicago Blackhawks on Apr. 22/13 Daniel Sedin moved into sole possession of second place on the Canucks all-time scoring list. Daniel (291-467-758) moved past Markus Naslund in his 905th career game; the same amount of games it took brother Henrik to capture the lead as the all-time leading scorer in franchise history. Earlier this season he passed Trevor Linden, previously in third on the all-time scoring list, on Feb. 19/13, also against Chicago. Daniel currently holds the franchise record for most game-winning goals (63), ranks second in power play goals (106) and moved into third in franchise history with his 897th game in a Canucks uniform Apr. 6/13 vs CGY, passing Stan Smyl. Playing his 900th NHL game Apr. 13/13 at COL, Daniel became the 19th Swedish born NHL player to reach the 900 game milestone.

LEADER OF THE PACK

The 2012.13 season marked Alain Vigneault's seventh season with the Canucks and 11th as an NHL Head Coach. The Jack Adams Award winner in 2007, he currently ranks 6th among active coaches for games coached and holds the Canucks franchise record in this category (534). Vigneault also ranks 7th for most wins and collected his 400th career win as a head coach on Feb. 1/13 vs Chicago. By securing his 400th win in his 766th game coached in the NHL, Vigneault became the eighth fastest coach to reach the milestone behind only Scotty Bowman (690 games), Glen Sather (694 games), Mike Babcock (699 games), Toe Blake (724 games), Dave Tippett (729 games), Mike Keenan (731 games) and Ken Hitchcock (736 games) (courtesy of Elias Sports Bureau).

MOST GAMES COACHED BY AN ACTIVE NHL COACH

| COACH | TEAM | GC |
|------------------|------|-------|
| Joel Quenneville | CHI | 1,211 |
| Ken Hitchcock | STL | 1,158 |
| Barry Trotz | NSH | 1,114 |
| Darryl Sutter | LA | 957 |
| John Tortorella | NYR | 854 |
| Alain Vigneault | VAN | 806 |

MOST WINS BY AN ACTIVE NHL COACH

| COACH | TEAM | WINS |
|------------------|------|------|
| Joel Quenneville | CHI | 660 |
| Ken Hitchcock | STL | 605 |
| Barry Trotz | NSH | 519 |
| Darryl Sutter | LA | 460 |
| Mike Babcock | DET | 445 |
| Dave Tippett | PHX | 427 |
| Alain Vigneault | VAN | 422 |

MAN OF IRON

Playing in his 535th consecutive game Dec. 26/11 vs EDM, Canucks captain Henrik Sedin became the franchise leader for most consecutive games played. Brendan Morrison previously held the franchise record at 534 consecutive games from Mar. 16/00 to Dec. 10/07. Henrik played his 629th consecutive game Apr. 27/13 at EDM and ranks seventh in NHL history for the longest ironman streak. Henrik started his consecutive games played streak Mar. 21/04 vs CBJ. St. Louis defenceman Jay Bouwmeester is the only active NHL player to have appeared in more consecutive games with a streak of 637.

NHL LONGEST CONSECUTIVE GAMES PLAYED STREAKS

| PLAYER | CONSECUTIVE GAMES PLAYED |
|------------------------|--------------------------|
| Doug Jarvis | 964 |
| Garry Unger | 914 |
| Steve Larmer | 884 |
| Craig Ramsay | 776 |
| Jay Bouwmeester | 637 (active) |
| Andy Heberton | 630 |
| Henrik Sedin | 629 (active) |
| Johnny Wilson | 580 |

NET GAINS

With a victory Jan. 21/12 vs SJ, Roberto Luongo moved into first place in franchise history for wins with his 212th win in his 346th game with Vancouver. He passed Kirk McLean who had compiled 211 wins in 516 games with Vancouver. Luongo leads in a number of franchise categories including wins (233) and shutouts (35). He is one shutout from passing Turk Broda (62) to move solely into 15th all-time in NHL history. Luongo also is among League leaders all-time in wins. He is 17th all-time and 2nd among active goaltenders in wins (348). He has accomplished these feats under pressure. Only eight goaltenders (two active) have faced more shots than Luongo's 22,226.

GOT SHORTY

The Canucks tallied shorthanded empty-net goals in back-to-back games Apr. 6 vs CGY (Henrik Sedin) and Apr. 8 vs PHX (Dan Hamhuis). They became the first team to do so since the Ottawa Senators collected empty-net shorthanded goals in back-to-back games Oct. 27/07 at NJ (Daniel Alfredsson) and Nov. 1/07 vs ATL (Daniel Alfredsson) (courtesy of the Elias Sports Bureau). The Canucks penalty kill finished the season ranked eighth in the NHL (84.0).

300 AND COUNTING

Canucks Head Coach Alain Vigneault recorded his 300th win behind the Canucks bench with a decisive 7-4 victory over the Nashville Predators Mar. 14/13. Vigneault became the first coach in franchise history to reach the milestone and also holds franchise records for most playoff wins (33) and highest career win percentage (.632). On April 6/13 vs CGY he coached his 530th game with Vancouver and became the franchise leader in games coached, passing Marc Crawford (529).

QUICK DELIVERY

On Mar. 16/13 vs DET Alex Burrows set a franchise record for the quickest goal to start a game at six seconds in, breaking the previous record of nine seconds set by Trevor Linden on Jan. 16/94 vs ANA. The goal also tied a franchise record for the fastest goal to start a period. Steve Tambellini scored six seconds in to the second period on Jan. 18/86 vs LA. Only three players in League history have scored in a quicker fashion to start a game, all at the five second mark: Doug Small (WPG) on Dec. 20/81 vs STL, Bryan Trottier (NYI) on Mar. 22/84 at BOS and Alex Mogilny (BUF) on Dec. 21/91 at TOR.

YOUNG GUNS

With the overtime winner on Feb. 4/13 at EDM, Chris Tanev became the first Canuck to notch his first NHL goal in overtime. The last time an NHL player accomplished the same feat was Marc-Andre Gragnani on Apr. 3, 2011, as a member of the Buffalo Sabres. The last Canuck to score his first goal as a game-winner in regulation came on Feb. 9/13 vs CGY when Jordan Schroeder notched his first NHL goal. Prior to that, Lee Sweatt notched his first NHL goal (which would be the eventual game-winner) Jan. 26/11 on his first shot during his NHL debut (stats courtesy of Elias Sports Bureau).

IT'S A SELLOUT!

Supported by tremendous and loyal fans, the Apr. 25/13 game vs ANA marked the Canucks 431st consecutive sell-out game at Rogers Arena. The streak began on November 14, 2002. The capacity at Rogers Arena is 18,910.

VANCOUVER'S 2012.13 RECORD WHEN...

| | |
|------------------------|---------|
| Score 4+ Goals: | 11-0-0 |
| Score 3 Goals or Less: | 15-14-7 |
| Allow 4+ Goals: | 1-12-2 |
| Allow 3 Goals or Less: | 25-2-5 |
| On 0 Days Rest: | 3-1-3 |
| On 1 Day Rest: | 17-8-4 |
| On 2+ Days Rest: | 6-5-0 |
| Score a PPG: | 14-3-2 |
| Give up a PPG: | 7-11-3 |
| 20+ Shots on Goal: | 22-14-6 |
| Less than 20 shots: | 4-0-0 |

VANCOUVER CANUCKS FRANCHISE NUMBERS

| | 1970 to 2012 | 2012.13 | TOTAL |
|--------------|--------------|---------|--------|
| GAMES PLAYED | 3,281 | 48 | 3,329 |
| POINTS | 3,159 | 59 | 3,218 |
| WINS | 1,355 | 26 | 1,381 |
| GOALS FOR | 10,377 | 127 | 10,504 |

THREE STARS AWARD

Cory Schneider won the Three Stars Award for the 2012.13 season with a total of 50 points. Schneider and Henrik Sedin both collected 50 points but Schneider won the first star tiebreaker 5-3. Below is a breakdown of the final standings and monthly winners.

| PLAYER | 2012.13 STANDINGS | PLAYER | 2012.13 STANDINGS |
|--------------|-------------------|------------|-------------------|
| C. Schneider | 50 points | Z. Kassian | 10 points |
| H. Sedin | 50 points | R. Kesler | 10 points |
| R. Luongo | 40 points | D. Roy | 10 points |
| A. Burrows | 35 points | F. Corrado | 5 points |
| D. Sedin | 30 points | A. Ebbett | 5 points |
| J. Hansen | 25 points | A. Edler | 5 points |
| M. Raymond | 25 points | D. Hamhuis | 5 points |
| J. Garrison | 20 points | C. Tanev | 5 points |
| J. Schroeder | 15 points | D. Weise | 5 points |
| C. Higgins | 10 points | | |

MONTHLY WINNERS

January – Zack Kassian
February – Henrik Sedin and Roberto Luongo
March – Cory Schneider
April – Cory Schneider and Daniel Sedin

AWARD SEASON

The Vancouver Canucks were presented with their team awards prior to the final home game of the regular season on April 25, 2013 vs Anaheim. The following is a breakdown of the 2012.13 winners.

| | |
|--|----------------|
| Cyclone Taylor – “Most Valuable Player”: | Cory Schneider |
| Walter (Babe) Pratt – “Best Defenceman”: | Dan Hamhuis |
| Most Exciting Player: | Jannik Hansen |
| Fred J. Hume – “Unsung Hero”: | Jannik Hansen |
| Mike’s Cup Trophy: | Cory Schneider |
| Cyrus McLean – “Leading Scorer”: | Henrik Sedin |

CANUCKS SCHEDULE & RESULTS

| # | DATE | RESULT | | | RECORD | | | SHOTS | | GW/GD GOAL | GOALTENDERS | | |
|----|---------|----------|--------|-------|--------|---|---|-------|-----|-----------------|-------------|----------------|------------|
| | | OPP | RES | SCORE | W | L | O | VAN | OPP | SCORER | WIN | LOSS | ATTENDANCE |
| 1 | Jan. 19 | H vs ANA | L | 3-7 | 0 | 1 | 0 | 29 | 26 | Perry | Hiller | Schneider | 18,910 |
| 2 | Jan. 20 | H vs EDM | O (SO) | 2-3 | 0 | 1 | 1 | 29 | 32 | Gagner | Dubnyk | Luongo (OT) | 18,910 |
| 3 | Jan. 23 | H vs CGY | O (SO) | 3-2 | 1 | 1 | 1 | 36 | 36 | Kassian (GDG) | Kiprusoff | Kiprusoff (OT) | 18,910 |
| 4 | Jan. 25 | A at ANA | W | 5-0 | 2 | 1 | 1 | 34 | 30 | D. Sedin | Schneider | Hiller | 17,529 |
| 5 | Jan. 27 | A at SJ | L | 1-4 | 2 | 2 | 1 | 24 | 27 | Pavelski | Niemi | Schneider | 17,562 |
| 6 | Jan. 28 | A at LA | O (SO) | 2-3 | 2 | 2 | 2 | 23 | 28 | Carter (GDG) | Quick | Luongo (OT) | 18,344 |
| 7 | Jan. 30 | H vs COL | W | 3-0 | 3 | 2 | 2 | 23 | 24 | Garrison | Luongo | Varlamov | 18,910 |
| 8 | Feb. 1 | H vs CHI | W (SO) | 2-1 | 4 | 2 | 2 | 22 | 28 | Schroeder (GDG) | Luongo | Crawford (OT) | 18,910 |
| 9 | Feb. 4 | A at EDM | W (OT) | 3-2 | 5 | 2 | 2 | 40 | 25 | Tanev | Luongo | Dubnyk (OT) | 16,839 |
| 10 | Feb. 7 | A at MIN | W | 4-1 | 6 | 2 | 2 | 22 | 23 | Higgins | Schneider | Backstrom | 18,352 |
| 11 | Feb. 9 | H vs CGY | W | 5-1 | 7 | 2 | 2 | 31 | 34 | Schroeder | Schneider | Irving | 18,910 |
| 12 | Feb. 12 | H vs MIN | W | 2-1 | 8 | 2 | 2 | 30 | 26 | Hansen | Luongo | Kuemper | 18,910 |
| 13 | Feb. 15 | H vs DAL | L | 3-4 | 8 | 3 | 2 | 28 | 29 | Dillon | Bachman | Schneider | 18,910 |
| 14 | Feb. 17 | H vs STL | O (SO) | 3-4 | 8 | 3 | 3 | 31 | 23 | Oshie (GDG) | Allen | Luongo (OT) | 18,910 |
| 15 | Feb. 19 | A at CHI | O (SO) | 3-4 | 8 | 3 | 4 | 32 | 43 | Shaw (GDG) | Emery | Schneider (OT) | 21,423 |
| 16 | Feb. 21 | A at DAL | W | 4-3 | 9 | 3 | 4 | 22 | 25 | H. Sedin | Schneider | Nilstorp | 17,393 |
| 17 | Feb. 22 | A at NSH | W | 1-0 | 10 | 3 | 4 | 24 | 23 | Weise | Luongo | Rinne | 17,113 |
| 18 | Feb. 24 | A at DET | L | 3-8 | 10 | 4 | 4 | 21 | 28 | Zetterberg | Howard | Luongo | 20,066 |
| 19 | Feb. 26 | H vs PHX | L | 2-4 | 10 | 5 | 4 | 31 | 22 | Vermette | Smith | Schneider | 18,910 |
| 20 | Mar. 2 | H vs LA | W | 5-2 | 11 | 5 | 4 | 24 | 30 | D. Sedin | Schneider | Quick | 18,910 |
| 21 | Mar. 3 | A at CGY | L | 2-4 | 11 | 6 | 4 | 31 | 25 | Iginla | Taylor | Luongo | 19,289 |
| 22 | Mar. 5 | H vs SJ | O (SO) | 2-3 | 11 | 6 | 5 | 38 | 30 | Pavelski (GDG) | Niemi | Schneider (OT) | 18,910 |
| 23 | Mar. 7 | A at CBJ | O (OT) | 1-2 | 11 | 6 | 6 | 35 | 27 | Calvert | Bobrovsky | Schneider (OT) | 13,632 |
| 24 | Mar. 10 | A at MIN | L | 2-4 | 11 | 7 | 6 | 27 | 32 | Spurgeon | Backstrom | Schnieder | 18,846 |

CANUCKS SCHEDULE & RESULTS

| | | RESULT | | | RECORD | | | SHOTS | | GW/GD GOAL | GOALTENDERS | | |
|----|---------|----------|--------|-------|--------|----|---|-------|-----|----------------|-------------|----------------|------------|
| # | DATE | OPP | RES | SCORE | W | L | O | VAN | OPP | SCORER | WIN | LOSS | ATTENDANCE |
| 25 | Mar. 12 | A at CBJ | W (SO) | 2-1 | 12 | 7 | 6 | 38 | 27 | Raymond (GDG) | Luongo | Bobrovsky (OT) | 14,852 |
| 26 | Mar. 14 | H vs NSH | W | 7-4 | 13 | 7 | 6 | 22 | 33 | Hansen | Luongo | Mason | 18,910 |
| 27 | Mar. 16 | H vs DET | L | 2-5 | 13 | 8 | 6 | 35 | 26 | Zetterberg | Howard | Luongo | 18,910 |
| 28 | Mar. 18 | H vs MIN | L | 1-3 | 13 | 9 | 6 | 36 | 25 | Coyle | Backstrom | Luongo | 18,910 |
| 29 | Mar. 19 | H vs STL | W | 3-2 | 14 | 9 | 6 | 19 | 34 | Weise | Schneider | Allen | 18,910 |
| 30 | Mar. 21 | A at PHX | W | 2-1 | 15 | 9 | 6 | 32 | 34 | Schroeder | Schneider | LaBarbera | 17,220 |
| 31 | Mar. 23 | A at LA | W | 1-0 | 16 | 9 | 6 | 13 | 20 | Raymond | Schneider | Quick | 18,118 |
| 32 | Mar. 24 | A at COL | W | 3-2 | 17 | 9 | 6 | 30 | 28 | Burrows | Schneider | Giguere | 15,194 |
| 33 | Mar. 26 | H vs CBJ | W (SO) | 1-0 | 18 | 9 | 6 | 34 | 17 | Lapierre (GDG) | Schneider | Bobrovsky (OT) | 18,910 |
| 34 | Mar. 28 | H vs COL | W | 4-1 | 19 | 9 | 6 | 20 | 33 | D. Sedin | Schneider | Varlamov | 18,910 |
| 35 | Mar. 30 | A at EDM | L | 0-4 | 19 | 10 | 6 | 23 | 24 | Hall | Dubnyk | Schneider | 16,839 |
| 36 | Apr. 1 | A at SJ | L | 2-3 | 19 | 11 | 6 | 25 | 35 | Couture | Niemi | Schneider | 17,562 |
| 37 | Apr. 4 | H vs EDM | W | 4-0 | 20 | 11 | 6 | 28 | 23 | Bieksa | Schneider | Khabibulin | 18,910 |
| 38 | Apr. 6 | H vs CGY | W | 5-2 | 21 | 11 | 6 | 22 | 38 | Burrows | Schneider | Kiprusoff | 18,910 |
| 39 | Apr. 8 | H vs PHX | W | 2-0 | 22 | 11 | 6 | 41 | 19 | Kesler | Schneider | Smith | 18,910 |
| 40 | Apr. 10 | A at CGY | W | 4-1 | 23 | 11 | 6 | 29 | 41 | Lapierre | Luongo | Kiprusoff | 19,289 |
| 41 | Apr. 13 | A at COL | L | 3-4 | 23 | 12 | 6 | 27 | 26 | Hejda | Giguere | Schneider | 15,229 |
| 42 | Apr. 15 | A at NSH | W | 5-2 | 24 | 12 | 6 | 24 | 38 | Garrison | Luongo | Rinne | 16,518 |
| 43 | Apr. 16 | A at STL | O (SO) | 1-2 | 24 | 12 | 7 | 22 | 36 | McDonald (GDG) | Elliott | Schneider (OT) | 17,709 |
| 44 | Apr. 18 | A at DAL | L | 1-5 | 24 | 13 | 7 | 38 | 30 | Eakin | Lehtonen | Schneider | 16,571 |
| 45 | Apr. 20 | H vs DET | W (SO) | 2-1 | 25 | 13 | 7 | 14 | 34 | Lapierre (GDG) | Schneider | Howard (OT) | 18,910 |
| 46 | Apr. 22 | H vs CHI | W | 3-1 | 26 | 13 | 7 | 32 | 25 | Kassian | Schneider | Crawford | 18,910 |
| 47 | Apr. 25 | H vs ANA | L | 1-3 | 26 | 14 | 7 | 29 | 30 | Staubitz | Hiller | Luongo | 18,910 |
| 48 | Apr. 27 | A at EDM | L | 2-7 | 26 | 15 | 7 | 30 | 37 | Schultz | Dubnyk | Luongo | 16,839 |

CUMULATIVE GAME STATISTICS

| # | DATE | RESULT | | GOALS | | SHOTS | | POWER PLAY | | | PENALTY KILLING | | | PENALTIES | | |
|----|---------|--------|-------|-------|----|-------|-----|------------|-------|------|-----------------|-------|------|-----------|-----|------|
| | | OPP | RES | GF | GA | FOR | OPP | PP | CUM | % | PK | CUM | % | PIM | CUM | AVG |
| 1 | Jan. 19 | ANA | L | 3 | 7 | 29 | 26 | 2-4 | 2-4 | .500 | 0-3 | 0-3 | .000 | 6 | 6 | 6 |
| 2 | Jan. 20 | EDM | O(SO) | 5 | 10 | 58 | 58 | 0-5 | 2-9 | .222 | 3-4 | 3-7 | .429 | 13 | 19 | 9.5 |
| 3 | Jan. 23 | CGY | W(SO) | 8 | 12 | 94 | 94 | 1-4 | 3-13 | .231 | 4-5 | 7-12 | .583 | 10 | 29 | 9.7 |
| 4 | Jan. 25 | @ ANA | W | 13 | 12 | 128 | 124 | 3-9 | 6-22 | .273 | 2-2 | 9-14 | .643 | 16 | 45 | 11.3 |
| 5 | Jan. 27 | @ SJ | L | 14 | 16 | 152 | 151 | 0-7 | 6-29 | .207 | 6-8 | 15-22 | .682 | 33 | 78 | 15.6 |
| 6 | Jan. 28 | @ LA | O(SO) | 16 | 19 | 175 | 179 | 0-3 | 6-32 | .188 | 3-4 | 18-26 | .692 | 8 | 86 | 14.3 |
| 7 | Jan. 30 | COL | W | 19 | 19 | 198 | 203 | 1-5 | 7-37 | .189 | 4-4 | 22-30 | .733 | 13 | 99 | 14.1 |
| 8 | Feb. 1 | CHI | W(SO) | 21 | 20 | 220 | 231 | 0-4 | 7-41 | .171 | 5-5 | 27-35 | .771 | 12 | 111 | 13.9 |
| 9 | Feb. 4 | @ EDM | W(OT) | 24 | 22 | 260 | 256 | 0-4 | 7-45 | .155 | 3-4 | 30-39 | .769 | 8 | 119 | 13.2 |
| 10 | Feb. 7 | @ MIN | W | 28 | 23 | 282 | 279 | 1-6 | 8-51 | .157 | 3-4 | 33-43 | .767 | 22 | 141 | 14.1 |
| 11 | Feb. 9 | CGY | W | 33 | 24 | 313 | 313 | 1-5 | 9-56 | .161 | 2-2 | 35-45 | .777 | 4 | 145 | 13.2 |
| 12 | Feb. 12 | MIN | W | 35 | 25 | 343 | 339 | 1-2 | 10-58 | .172 | 4-5 | 39-50 | .780 | 12 | 157 | 13.1 |
| 13 | Feb. 15 | DAL | L | 38 | 29 | 371 | 368 | 0-3 | 10-61 | .164 | 4-4 | 43-54 | .796 | 23 | 180 | 13.8 |
| 14 | Feb. 17 | STL | O(SO) | 41 | 33 | 402 | 391 | 2-4 | 12-65 | .185 | 2-2 | 45-56 | .804 | 9 | 189 | 13.5 |
| 15 | Feb. 19 | @ CHI | O(SO) | 44 | 37 | 434 | 434 | 1-3 | 13-68 | .191 | 4-5 | 49-61 | .803 | 19 | 208 | 13.9 |
| 16 | Feb. 21 | @ DAL | W | 48 | 40 | 456 | 459 | 1-5 | 14-73 | .192 | 5-5 | 54-66 | .818 | 15 | 223 | 13.9 |
| 17 | Feb. 22 | @ NSH | W | 49 | 40 | 480 | 482 | 0-2 | 14-75 | .187 | 2-2 | 56-68 | .824 | 4 | 227 | 13.4 |
| 18 | Feb. 24 | @ DET | L | 52 | 48 | 501 | 510 | 0-2 | 14-77 | .182 | 2-5 | 58-73 | .795 | 12 | 239 | 13.3 |
| 19 | Feb. 26 | PHX | L | 54 | 52 | 532 | 532 | 0-2 | 14-79 | .177 | 1-1 | 59-74 | .797 | 9 | 248 | 13.1 |
| 20 | Mar. 2 | LA | W | 59 | 54 | 556 | 562 | 0-2 | 14-81 | .173 | 3-4 | 62-78 | .795 | 15 | 263 | 13.2 |
| 21 | Mar. 3 | @ CGY | L | 61 | 58 | 587 | 587 | 0-2 | 14-83 | .169 | 3-4 | 65-82 | .793 | 13 | 276 | 13.1 |
| 22 | Mar. 5 | SJ | O(SO) | 63 | 61 | 625 | 617 | 0-5 | 14-88 | .159 | 3-3 | 68-85 | .800 | 6 | 282 | 12.8 |
| 23 | Mar. 7 | @ CBJ | O(OT) | 64 | 63 | 660 | 644 | 0-1 | 14-89 | .157 | 3-3 | 71-88 | .807 | 6 | 288 | 12.5 |
| 24 | Mar. 10 | @ MIN | L | 66 | 67 | 687 | 676 | 0-4 | 14-93 | .151 | 2-3 | 73-91 | .802 | 17 | 305 | 12.7 |

CUMULATIVE GAME STATISTICS

| | | RESULT | | GOALS | | SHOTS | | POWER PLAY | | | PENALTY KILLING | | | PENALTIES | | |
|----|---------|--------|--------|-------|-----|-------|-------|------------|--------|------|-----------------|---------|------|-----------|-----|------|
| # | DATE | OPP | RES | GF | GA | FOR | OPP | PP | CUM | % | PK | CUM | % | PIM | CUM | AVG |
| 25 | Mar. 12 | @ CBJ | W(SO) | 68 | 68 | 725 | 703 | 0-2 | 14-95 | .147 | 2-2 | 75-93 | .806 | 4 | 309 | 12.4 |
| 26 | Mar. 14 | NSH | W | 75 | 72 | 747 | 736 | 0-2 | 14-97 | .144 | 4-4 | 79-97 | .814 | 18 | 327 | 12.6 |
| 27 | Mar. 16 | DET | L | 77 | 77 | 782 | 762 | 0-6 | 14-103 | .136 | 2-3 | 81-100 | .810 | 6 | 333 | 12.3 |
| 28 | Mar. 18 | MIN | L | 78 | 80 | 818 | 787 | 1-4 | 15-107 | .140 | 1-2 | 82-102 | .804 | 6 | 339 | 12.1 |
| 29 | Mar. 19 | STL | W | 81 | 82 | 837 | 821 | 0-2 | 15-109 | .138 | 3-3 | 85-105 | .810 | 16 | 355 | 12.2 |
| 30 | Mar. 21 | @ PHX | W | 83 | 83 | 869 | 855 | 0-4 | 15-113 | .133 | 3-4 | 88-109 | .807 | 11 | 366 | 12.2 |
| 31 | Mar. 23 | @ LA | W | 84 | 83 | 882 | 875 | 0-3 | 15-116 | .129 | 3-3 | 91-112 | .813 | 6 | 372 | 12.0 |
| 32 | Mar. 24 | @ COL | W | 87 | 85 | 912 | 903 | 1-3 | 16-119 | .134 | 4-5 | 95-117 | .812 | 10 | 382 | 11.9 |
| 33 | Mar. 26 | CBJ | W | 88 | 85 | 946 | 920 | 0-3 | 16-122 | .131 | 2-2 | 97-119 | .815 | 4 | 386 | 11.7 |
| 34 | Mar. 28 | COL | W | 92 | 86 | 966 | 953 | 0-0 | 16-122 | .131 | 2-2 | 99-121 | .818 | 4 | 390 | 11.5 |
| 35 | Mar. 30 | @ EDM | L | 92 | 90 | 989 | 977 | 0-3 | 16-125 | .128 | 2-3 | 101-124 | .815 | 16 | 406 | 11.6 |
| 36 | Apr. 1 | @ SJ | L | 94 | 93 | 1,014 | 1,012 | 0-0 | 16-125 | .128 | 2-3 | 103-127 | .811 | 11 | 417 | 11.6 |
| 37 | Apr. 4 | EDM | W | 98 | 93 | 1,042 | 1,035 | 1-5 | 17-130 | .131 | 4-4 | 107-131 | .817 | 8 | 425 | 11.5 |
| 38 | Apr. 6 | CGY | W | 103 | 95 | 1,064 | 1,073 | 1-2 | 18-132 | .136 | 5-5 | 112-136 | .824 | 30 | 455 | 12.0 |
| 39 | Apr. 8 | PHX | W | 105 | 95 | 1,105 | 1,092 | 0-2 | 18-134 | .134 | 3-3 | 115-139 | .827 | 8 | 463 | 11.9 |
| 40 | Apr. 10 | CGY | W | 109 | 96 | 1,134 | 1,133 | 1-4 | 19-138 | .138 | 4-4 | 119-143 | .832 | 10 | 473 | 11.8 |
| 41 | Apr. 13 | @ COL | L | 112 | 100 | 1,161 | 1,159 | 0-2 | 19-140 | .136 | 3-3 | 122-146 | .836 | 6 | 479 | 11.7 |
| 42 | Apr. 15 | @ NSH | W | 117 | 102 | 1,185 | 1,197 | 2-4 | 21-144 | .146 | 2-2 | 124-148 | .838 | 33 | 512 | 12.2 |
| 43 | Apr. 16 | @ STL | O (SO) | 118 | 104 | 1,207 | 1,233 | 1-3 | 22-147 | .150 | 4-4 | 128-152 | .842 | 16 | 528 | 12.3 |
| 44 | Apr. 18 | @ DAL | L | 119 | 109 | 1,245 | 1,263 | 0-2 | 22-149 | .148 | 4-5 | 132-157 | .841 | 24 | 552 | 12.5 |
| 45 | Apr. 20 | DET | W (SO) | 121 | 110 | 1,259 | 1,297 | 1-4 | 23-153 | .150 | 3-3 | 135-160 | .844 | 13 | 565 | 12.6 |
| 46 | Apr. 22 | CHI | W | 124 | 111 | 1,291 | 1,322 | 1-5 | 24-158 | .152 | 2-2 | 137-162 | .846 | 6 | 571 | 12.4 |
| 47 | Apr. 25 | ANA | L | 125 | 114 | 1,320 | 1,352 | 1-4 | 25-162 | .154 | 2-3 | 139-165 | .842 | 6 | 577 | 12.3 |
| 48 | Apr. 27 | @ EDM | L | 127 | 121 | 1,350 | 1,389 | 1-3 | 26-165 | .158 | 3-4 | 142-169 | .840 | 32 | 609 | 12.7 |

CANUCKS FINAL TEAM NOTES

2012.13 VANCOUVER CANUCKS FINAL TEAM NOTES

| | |
|-------------------------------|-------------|
| Overall record | 26-15-7 |
| Home record | 15-6-3 |
| Road record | 11-9-4 |
| Last 5 Games | 2-3-0 |
| Last 10 Games | 5-4-1 |
| 1-Goal Games | 13-3-7 |
| 2-Goal Games | 2-5 |
| 3-Goal Games | 11-7 |
| Scoring first | 20-6-5 |
| Opponent scoring first | 6-9-2 |
| Leading after 1 period | 15-2-4 |
| Trailing after 1 period | 2-6-2 |
| Tied after 1 period | 9-7-1 |
| Leading after 2 periods | 18-2-3 |
| Trailing after 2 periods | 1-9-2 |
| Tied after 2 periods | 7-4-2 |
| OT Record - This Season | 6-7 |
| OT Record - Franchise | 145-127-219 |
| Shootout Record - This Season | 5-6 |
| Shootout Record - Franchise | 39-46 |
| Outshooting opponent | 10-7-3 |
| Outshot by opponent | 15-8-4 |
| Even shots | 1-0-0 |
| vs WESTERN CONFERENCE | 26-15-7 |
| vs Central | 9-2-4 |
| vs Pacific | 6-7-2 |
| vs Northwest | 11-6-1 |

MONTH BY MONTH RECORD W-L-O POINTS

| | | |
|---------------|----------------|-----------|
| January | 3-2-2 | 8 |
| February | 7-3-2 | 16 |
| March | 9-5-2 | 20 |
| April | 7-5-1 | 15 |
| Totals | 26-15-7 | 59 |

GOALS BY PERIOD 1 2 3 OT T AVG

| | | | | | | |
|----------------|-----------|-----------|-----------|----------|------------|------------|
| CANUCKS | 38 | 46 | 37 | 1 | 122 | 2.5 |
| Opponents | 28 | 39 | 47 | 1 | 115 | 2.4 |

SHOTS BY PERIOD 1 2 3 OT T AVG

| | | | | | | |
|----------------|------------|------------|------------|-----------|--------------|-------------|
| CANUCKS | 453 | 464 | 398 | 35 | 1,350 | 28.1 |
| Opponents | 425 | 457 | 470 | 37 | 1,389 | 28.9 |

POWER PLAY G ATT PCT

| | | | |
|---------|----|-----|-----------------|
| Overall | 26 | 165 | 15.8 (22nd NHL) |
| Home | 14 | 84 | 16.7 (22nd NHL) |
| Road | 12 | 81 | 14.8 (19th NHL) |

3 SHORTHANDED GOALS ALLOWED (T-12th NHL)

PENALTY KILLING G TSH PCT

| | | | |
|---------|----|-----|-----------------|
| Overall | 27 | 169 | 84.0 (8th NHL) |
| Home | 10 | 78 | 87.2 (9th NHL) |
| Road | 17 | 91 | 81.3 (12th NHL) |

2 SHORTHANDED GOALS SCORED (T-17th NHL)

PENALTIES

| | | |
|-----------|------------|-----------------|
| GP | MIN | AVG/RANK |
| 48 | 609 | 12.7 (24th NHL) |

SITUATIONAL GOALS FOR & AGAINST

| | For | Against |
|---------------|------------|----------------|
| 5 on 5 | 84 | 82 |
| 5 on 4 | 23 | 2 |
| 5 on 3 | 3 | 0 |
| 4 on 4 | 5 | 2 |
| 4 on 3 | 0 | 0 |
| 3 on 3 | 0 | 0 |
| 3 on 4 | 0 | 0 |
| 3 on 5 | 0 | 1 |
| 4 on 5 | 0 | 25 |
| Empty Net | 6 | 3 |
| Penalty Shots | 1 | 0 |
| Totals | 122 | 115 |

INDIVIDUAL LEADERS

| | |
|----------|---|
| Points | H. Sedin (45), D. Sedin (40), D. Roy (28) |
| Goals | A. Burrows (13), D. Sedin (12), H. Sedin (11) |
| Assists | H. Sedin (34), D. Sedin (28), D. Roy (21) |
| PP Goals | A. Edler (5), M. Raymond (4), D. Sedin (3), J. Garrison (3) |
| SH Goals | D. Hamhuis (1), H. Sedin (1) |
| GW Goals | D. Sedin (3), Five players have 2 |
| 3+ Goals | None |
| PIM | T. Sestito (65), A. Burrows (54), Z. Kassian (51) |
| Shots | A. Burrows (140), D. Sedin (138), A. Edler (113) |
| +/- | H. Sedin (+19), J. Garrison (+18), A. Burrows (+15) |

CANUCKS SPECIAL TEAMS SCORING

POWER PLAY G A PTS

| | | | |
|------------------|---|----|----|
| Henrik Sedin | 1 | 12 | 13 |
| Daniel Sedin | 3 | 9 | 12 |
| Alex Edler | 5 | 5 | 10 |
| Derek Roy | 2 | 6 | 8 |
| Mason Raymond | 4 | 2 | 6 |
| Jason Garrison | 3 | 3 | 6 |
| Dan Hamhuis | 0 | 6 | 6 |
| Ryan Kesler | 2 | 3 | 5 |
| Kevin Bieksa | 2 | 1 | 3 |
| Zack Kassian | 2 | 1 | 3 |
| Jannik Hansen | 1 | 2 | 3 |
| Alex Burrows | 1 | 2 | 3 |
| Jordan Schroeder | 1 | 0 | 1 |

SHORTHANDED G A PTS

| | | | |
|--------------|---|---|---|
| Henrik Sedin | 1 | 0 | 1 |
| Dan Hamhuis | 1 | 0 | 1 |
| Derek Roy | 0 | 1 | 1 |

CANUCKS MOST—ONE PERIOD

| | |
|---------------|---|
| Goals | 3 – Seven Times, latest Apr. 10/13 at CGY, third period |
| Goals Allowed | 6 – Apr. 27/13 at EDM, third period |
| Shots | 20 – Apr. 25/13 vs ANA, third period |
| Shots Allowed | 20 – Apr. 27/13 at EDM, third period |

CANUCKS FEWEST—ONE PERIOD

| | |
|---------------|-------------------------------------|
| Shots | 2 – Apr. 20/13 vs DET, third period |
| Shots Allowed | 2 – Mar. 26/13 vs CBJ, first period |

CANUCKS MOST—ONE GAME

| | |
|-------------------|---------------------------------------|
| Goals | 7 – Mar. 14/13 vs NSH |
| Goals Allowed | 8 – Feb. 24/13 at DET |
| Shots | 41 – Apr. 8/13 vs PHX |
| Shots Allowed | 43 – Feb. 19/13 at CHI |
| Penalty Mins. | 33 – Twice, latest Apr. 15/13 at NSHL |
| Penalty Mins. Opp | 51 – Jan. 27/13 at SJ |

CANUCKS FEWEST—ONE GAME

| | |
|-------------------|--|
| Goals | 0 – Mar. 30/13 at EDM |
| Goals Allowed | 0 – Seven Times, latest Apr. 8/13 vs PHX |
| Shots | 13 – Mar. 23/13 at LA |
| Shots Allowed | 17 – Mar. 26/13 vs CBJ |
| Penalty Mins. | 4 – Five Times, latest Mar. 28/13 vs COL |
| Penalty Mins. Opp | 0 – Mar. 28/13 vs COL |

CANUCKS LARGEST—ONE GAME

| | |
|-------------------|--|
| Margin of victory | 5 – Jan. 25/13 at ANA: 5-0 |
| Margin of defeat | 5 – Twice, latest Apr. 27/13 at EDM: 2-7 |

CANUCKS LONGEST—SEASON

Winning Streak

| | |
|---------|---------------------------------|
| Home | 6 – Mar. 19-Apr. 18/13 |
| Road | 4 – Mar. 12-24/13 |
| Overall | 6 – Twice, latest Mar. 19-28/13 |

Losing Streak

| | |
|---------|---------------------------------------|
| Home | 2 – Mar. 16-18/13 |
| Road | 2 – Three Times, latest Apr. 18-27/13 |
| Overall | 2 – Three Times, latest Apr. 25-27/13 |

Individual most—One game

| | |
|------------------|---|
| Goals | 2 – Five Times: Mason Raymond, Jan. 25/13 at ANA; Jordan Schroeder, Feb. 9/13 vs CGY; Daniel Sedin, Feb. 24/13 at DET; Alex Burrows, Mar. 16/13 vs DET; Ryan Kesler, Apr. 15/13 at NSH |
| Goals Allowed | 3 – Twice: Nail Yakupov, Apr. 27/13 at EDM; Taylor Hall, Mar. 30/13 at EDM |
| Assists | 3 – Daniel Sedin, Apr. 6/13 vs CGY |
| Assists Allowed | 3 – Twice: Justin Schultz, Apr. 27/13 at EDM; Pavel Datsyuk, Mar. 16/13 vs DET |
| Points | 3 – Five times: Daniel Sedin (1-2-3), Feb. 19/13 at CHI; Andrew Ebbett (1-2-3), Mar. 14/13 vs NSH; Jannik Hansen (1-2-3), Mar. 14/13 vs NSH; Daniel Sedin (0-3-3), Apr. 6/13 vs CGY; Henrik Sedin (1-2-3), Apr. 6/13 vs CGY |
| Points Allowed | 4 – Three Times: Justin Schultz (1-3-4), Apr. 27/13 at EDM; Teemu Selanne (2-2-4), Jan. 19/13 vs ANA; Damien Brunner (2-2-4), Feb. 24/13 at DET |
| Saves | 40 – Twice: Roberto Luongo, Feb. 10/13 at CGY; Cory Schneider, Feb. 19/13 at CHI |
| Saves, Opponents | 37 – Three times: Kari Lehtonen, Apr. 18/13 at DAL; Sergei Bobrovsky, Mar. 12/13 at CBJ; and Devan Dubnyk, Feb. 4/13 at EDM |

Individual Longest—Season

| | |
|---------------|---|
| Goals Streak | 3 – Zack Kassian (3-0-3), Jan. 20/13 to Jan. 25/13 |
| Assist Streak | 4 – Three Times: Henrik Sedin (0-6-6), Apr. 10/13 to Apr. 16/13; Daniel Sedin (2-4-6), Jan. 19/13 to Jan. 25/13; Mason Raymond (1-4-5), Feb. 4/13 to Feb. 12/13 |
| Points Streak | 7 – Henrik Sedin (4-5-9), Feb. 24 to Mar. 10/13 |

#41

DEFENCE SHOOTS LEFT 6'5" 206 LBS MINNEAPOLIS, MN JUN. 30, 1981

ANDREW ALBERTS

2012.13 HIGHLIGHTS

MOST GOALS IN A GAME 0

MOST ASSISTS IN A GAME 1

MAR. 10/13 at MIN

MOST POINTS IN A GAME 1

MAR. 10/13 at MIN: 0-1-1

HAT TRICKS 0

GAME-WINNING GOALS 0

POWER PLAY GOALS 0

SHORTHANDED GOALS 0

OVERTIME POINTS 0-0-0

SHOOTOUT RECORD 0/0

0 GDG

PENALTY SHOT RECORD 0/0



2012.13 SEASON IN REVIEW

Played in 24 games, recording one point (0-1-1) and 32 penalty minutes in his fourth season with the Canucks and eighth in the NHL...Averaged 15:10 ice time per game this season...Collected 39 hits and 31 blocked shots...Had a season high three shots on goal, Mar. 30/13 at EDM...Recorded a season high four hits at LA, Mar. 23/13... Collected first point of the season, an assist, against his hometown team the Minnesota Wild, Mar. 10/13 at MIN...Collected two hits in his first game of the season, Feb. 24/13 at DET.

CAREER HIGHLIGHTS

This season marks the sixth time and fourth with the Canucks that he has been a part of a playoff bound team...Appeared in nine playoff games in 2011, including six games played in the Stanley Cup Final...Notched one assist and 27 penalty minutes in 10 postseason games in 2010...Appeared in his first playoff game and recorded his first playoff point (0-1-1) as a Canuck, Mar. 5/10 at CHI...Alberts appeared in his second NHL post-season in 2009...Collected one assist and 10 penalty minutes in six Eastern Conference Quarter-Final games against Pittsburgh...Was tied for fourth on the team in plus/minus in the postseason (+1) and led the team in hits (22) during the Flyers 2009 playoff run...Made his NHL postseason debut, skating in two Stanley Cup Playoff games for the Bruins in 2008...Represented the United States at the IIHF World Championships in 2006 and 2007...Recorded five points (1-4-5) in 16 Calder Cup playoff games for the AHL Providence Bruins in 2005...Won the Lamoriello Trophy in 2005 with the Boston College Eagles.

| SEASON | CLUB | LEA | REGULAR SEASON | | | | | PLAYOFFS | | | | |
|-------------------------|---------------------|------------|----------------|----------|-----------|-----------|------------|-----------|----------|----------|----------|-----------|
| | | | GP | G | A | PTS | PIM | GP | G | A | PTS | PIM |
| 1999.00 | Waterloo | USHL | 49 | 2 | 2 | 4 | 55 | 4 | 0 | 0 | 0 | 10 |
| 2000.01 | Waterloo | USHL | 54 | 4 | 10 | 14 | 128 | - | - | - | - | - |
| 2001.02 | Boston | NCAA | 38 | 2 | 10 | 12 | 52 | - | - | - | - | - |
| 2002.03 | Boston | NCAA | 39 | 6 | 16 | 22 | 60 | - | - | - | - | - |
| 2003.04 | Boston | NCAA | 42 | 4 | 12 | 16 | 64 | - | - | - | - | - |
| 2004.05 | Boston | NCAA | 30 | 4 | 12 | 16 | 67 | - | - | - | - | - |
| | Providence | AHL | 8 | 0 | 0 | 0 | 16 | 16 | 1 | 4 | 5 | 40 |
| 2005.06 | Boston | NHL | 73 | 1 | 6 | 7 | 68 | - | - | - | - | - |
| | Providence | AHL | 6 | 0 | 1 | 1 | 7 | - | - | - | - | - |
| 2006.07 | Boston | NHL | 76 | 0 | 10 | 10 | 124 | - | - | - | - | - |
| 2007.08 | Boston | NHL | 35 | 0 | 2 | 2 | 39 | 2 | 0 | 0 | 0 | 0 |
| 2008.09 | Philadelphia | NHL | 79 | 1 | 12 | 13 | 61 | 6 | 0 | 1 | 1 | 10 |
| 2009.10 | Vancouver | NHL | 14 | 1 | 1 | 2 | 13 | 10 | 0 | 1 | 1 | 27 |
| | Carolina | NHL | 62 | 2 | 8 | 10 | 74 | - | - | - | - | - |
| 2010.11 | Vancouver | NHL | 42 | 1 | 6 | 7 | 41 | 9 | 0 | 0 | 0 | 6 |
| 2011.12 | Vancouver | NHL | 44 | 2 | 1 | 3 | 40 | - | - | - | - | - |
| 2012.13 | Vancouver | NHL | 24 | 0 | 1 | 1 | 32 | | | | | |
| VANCOUVER TOTALS | | | 124 | 4 | 9 | 13 | 126 | 19 | 0 | 1 | 1 | 33 |
| NHL TOTALS | | | 449 | 8 | 47 | 55 | 492 | 27 | 0 | 2 | 2 | 43 |



2012.13 GAME BY GAME

| | | | | | | | | |
|---------|--------|-----|------|-------|--|--|--|--|
| Jan. 19 | vs ANA | DND | | | | | | |
| Jan. 20 | vs EDM | DND | | | | | | |
| Jan. 23 | vs CGY | DND | | | | | | |
| Jan. 25 | @ ANA | DND | | | | | | |
| Jan. 27 | @ SJ | DND | | | | | | |
| Jan. 28 | @ LA | DND | | | | | | |
| Jan. 30 | vs COL | DND | | | | | | |
| Feb. 1 | vs CHI | DND | | | | | | |
| Feb. 4 | @ EDM | DND | | | | | | |
| Feb. 7 | @ MIN | DND | | | | | | |
| Feb. 9 | vs CGY | DND | | | | | | |
| Feb. 12 | vs MIN | DND | | | | | | |
| Feb. 15 | vs DAL | DND | | | | | | |
| Feb. 17 | vs STL | DND | | | | | | |
| Feb. 19 | @ CHI | DND | | | | | | |
| Feb. 21 | @ DAL | DND | | | | | | |
| Feb. 22 | @ NSH | DND | | | | | | |
| Feb. 24 | @ DET | 0-0 | 1/-1 | 15:09 | | | | |
| Feb. 26 | vs PHX | 0-0 | 0/-1 | 16:06 | | | | |
| Mar. 2 | vs LA | 0-0 | 0/0 | 14:54 | | | | |
| Mar. 3 | @ CGY | 0-0 | 0/1 | 14:21 | | | | |
| Mar. 5 | vs SJ | DND | | | | | | |
| Mar. 7 | @ CBJ | 0-0 | 0/0 | 13:19 | | | | |
| Mar. 10 | @ MIN | 0-1 | 2/1 | 10:52 | | | | |
| Mar. 12 | @ CBJ | 0-0 | 1/-1 | 12:17 | | | | |
| Mar. 14 | vs NSH | 0-0 | 0/1 | 15:39 | | | | |
| Mar. 16 | vs DET | 0-0 | 1/-1 | 15:03 | | | | |
| Mar. 18 | vs MIN | DND | | | | | | |
| Mar. 19 | vs STL | DND | | | | | | |
| Mar. 21 | @ PHX | DND | | | | | | |
| Mar. 23 | @ LA | 0-0 | 0/0 | 16:25 | | | | |
| Mar. 24 | @ COL | 0-0 | 0/1 | 17:29 | | | | |
| Mar. 26 | vs CBJ | 0-0 | 1/0 | 11:29 | | | | |
| Mar. 28 | vs COL | 0-0 | 1/-1 | 16:52 | | | | |
| Mar. 30 | @ EDM | 0-0 | 3/-1 | 15:36 | | | | |
| Apr. 1 | @ SJ | DND | | | | | | |
| Apr. 4 | vs EDM | DND | | | | | | |
| Apr. 6 | vs CGY | DND | | | | | | |
| Apr. 8 | vs PHX | 0-0 | 2/0 | 13:25 | | | | |
| Apr. 10 | @ CGY | 0-0 | 0/0 | 12:15 | | | | |
| Apr. 13 | @ COL | 0-0 | 0/0 | 13:50 | | | | |
| Apr. 15 | @ NSH | 0-0 | 0/-1 | 15:03 | | | | |
| Apr. 16 | @ STL | 0-0 | 0/0 | 14:19 | | | | |
| Apr. 18 | @ DAL | 0-0 | 2/-2 | 15:38 | | | | |
| Apr. 20 | vs DET | 0-0 | 0/0 | 24:12 | | | | |
| Apr. 22 | vs CHI | 0-0 | 0/-1 | 13:52 | | | | |
| Apr. 25 | vs ANA | 0-0 | 0/-1 | 18:06 | | | | |
| Apr. 27 | @ EDM | 0-0 | 1/0 | 18:07 | | | | |



#4

DEFENCE SHOOTS LEFT 5'11" 208 LBS BAUDETTE, MN NOV. 26, 1982

KEITH BALLARD

2012.13 HIGHLIGHTS

MOST GOALS IN A GAME 0

MOST ASSISTS IN A GAME 1

TWICE – LATEST MAR. 24/13 at COL

MOST POINTS IN A GAME 1

TWICE – LATEST MAR. 24/13 at COL: 0-1-1

HAT TRICKS 0

GAME-WINNING GOALS 0

POWER PLAY GOALS 0

SHORTHANDED GOALS 0

OVERTIME POINTS 0-0-0

SHOOTOUT RECORD 0/0

PENALTY SHOT RECORD 0/0



2012.13 SEASON IN REVIEW

Played in 36 games, collecting two points (0-2-2) and 29 penalty minutes in his third season with the Canucks...Blocked 34 shots and recorded 45 hits...Had a season-high four shots, Mar. 24/13 against COL...Recorded his first point of the season with an assist Feb. 12/13 vs MIN...Was +2 and had two block shots and two penalty minutes, Feb. 4/13 at EDM...Recorded three hits, three blocked shots and four shots on goal, Jan. 23/13 vs CGY.

CAREER HIGHLIGHTS

Has appeared in 14 NHL playoff games, registering an assist and eight penalty minutes...Recorded his first career playoff point, Apr. 13/12 vs LA...Made his NHL playoff debut in 2011, registering 12 shots and six penalty minutes in 10 games with Vancouver...Appeared in four World Championships with Team USA (2004, 2007, 2008, 2009) helping them secure the bronze medal twice (2004, 2009)...Recorded a career high three assists in 2007 World Championships tournament...Contributed a goal and an assist in six games as a junior in the 2000 IIHF World U18 Championships.

| SEASON | CLUB | LEA | REGULAR SEASON | | | | | PLAYOFFS | | | | |
|-------------------------|-------------------|------------|----------------|-----------|------------|------------|------------|-----------|----------|----------|----------|----------|
| | | | GP | G | A | PTS | PIM | GP | G | A | PTS | PIM |
| 1990.00 | U.S. Jr. National | USHL | 58 | 12 | 21 | 33 | 119 | - | - | - | - | - |
| 2000.01 | Omaha | USHL | 56 | 22 | 29 | 51 | 168 | 10 | 1 | 6 | 7 | 8 |
| 2001.02 | U. of Minnesota | NCAA | 41 | 10 | 13 | 23 | 42 | - | - | - | - | - |
| 2002.03 | U. of Minnesota | NCAA | 45 | 12 | 29 | 41 | 78 | - | - | - | - | - |
| 2003.04 | U. of Minnesota | NCAA | 37 | 11 | 25 | 36 | 83 | - | - | - | - | - |
| 2004.05 | Utah | AHL | 60 | 2 | 18 | 20 | 88 | - | - | - | - | - |
| 2005.06 | Phoenix | NHL | 82 | 8 | 31 | 39 | 99 | - | - | - | - | - |
| 2006.07 | Phoenix | NHL | 69 | 5 | 22 | 27 | 59 | - | - | - | - | - |
| 2007.08 | Phoenix | NHL | 82 | 6 | 15 | 21 | 85 | - | - | - | - | - |
| 2008.09 | Florida | NHL | 82 | 6 | 28 | 34 | 72 | - | - | - | - | - |
| 2009.10 | Florida | NHL | 82 | 8 | 20 | 28 | 88 | - | - | - | - | - |
| 2010.11 | Vancouver | NHL | 65 | 2 | 5 | 7 | 53 | 10 | 0 | 0 | 0 | 6 |
| 2011.12 | Vancouver | NHL | 47 | 1 | 6 | 7 | 64 | 4 | 0 | 1 | 1 | 2 |
| 2012.13 | Vancouver | NHL | 36 | 0 | 2 | 2 | 29 | | | | | |
| VANCOUVER TOTALS | | | 148 | 3 | 13 | 16 | 146 | 14 | 0 | 1 | 1 | 8 |
| NHL TOTALS | | | 545 | 36 | 129 | 165 | 549 | 14 | 0 | 1 | 1 | 8 |



2012.13 GAME BY GAME

| | | | | | | | | | |
|---------|--------|-----|------|-------|---------|--------|-----|------|-------|
| Jan. 19 | vs ANA | 0-0 | 1/-1 | 18:50 | Mar. 19 | vs STL | 0-0 | 1/0 | 13:19 |
| Jan. 20 | vs EDM | 0-0 | 0/0 | 16:08 | Mar. 21 | @ PHX | 0-0 | 1/0 | 11:39 |
| Jan. 23 | vs CGY | 0-0 | 4/0 | 17:50 | Mar. 23 | @ LA | 0-0 | 1/1 | 16:21 |
| Jan. 25 | @ ANA | 0-0 | 1/1 | 18:46 | Mar. 24 | @ COL | 0-1 | 4/1 | 12:48 |
| Jan. 27 | @ SJ | 0-0 | 0/0 | 17:35 | Mar. 26 | vs CBJ | 0-0 | 1/0 | 13:10 |
| Jan. 28 | @ LA | 0-0 | 1/1 | 19:03 | Mar. 28 | vs COL | INJ | | |
| Jan. 30 | vs COL | 0-0 | 0/0 | 15:28 | Mar. 30 | @ EDM | INJ | | |
| Feb. 1 | vs CHI | 0-0 | 1/1 | 15:39 | Apr. 1 | @ SJ | INJ | | |
| Feb. 4 | @ EDM | 0-0 | 0/2 | 15:18 | Apr. 4 | vs EDM | INJ | | |
| Feb. 7 | @ MIN | 0-0 | 0/0 | 18:33 | Apr. 6 | vs CGY | INJ | | |
| Feb. 9 | vs CGY | 0-0 | 0/1 | 15:45 | Apr. 8 | vs PHX | 0-0 | 0/0 | 13:46 |
| Feb. 12 | vs MIN | 0-1 | 1/1 | 16:46 | Apr. 10 | @ CGY | 0-0 | 1/0 | 14:24 |
| Feb. 15 | vs DAL | 0-0 | 1/-1 | 16:15 | Apr. 13 | @ COL | 0-0 | 2/0 | 12:20 |
| Feb. 17 | vs STL | 0-0 | 2/-1 | 16:10 | Apr. 15 | @ NSH | 0-0 | 0/0 | 16:10 |
| Feb. 19 | @ CHI | 0-0 | 0/0 | 15:33 | Apr. 16 | @ STL | 0-0 | 2/0 | 17:15 |
| Feb. 21 | @ DAL | 0-0 | 0/0 | 15:50 | Apr. 18 | @ DAL | 0-0 | 1/-1 | 15:39 |
| Feb. 22 | @ NSH | 0-0 | 1/0 | 18:07 | Apr. 20 | vs DET | 0-0 | 0/0 | 8:53 |
| Feb. 24 | @ DET | 0-0 | 0/-2 | 16:37 | Apr. 22 | vs CHI | INJ | | |
| Feb. 26 | vs PHX | 0-0 | 0/-2 | 12:49 | Apr. 25 | vs ANA | 0-0 | 0/0 | 10:20 |
| Mar. 2 | vs LA | DND | | | Apr. 27 | @ EDM | 0-0 | 2/-2 | 20:10 |
| Mar. 3 | @ CGY | DND | | | | | | | |
| Mar. 5 | vs SJ | 0-0 | 1/0 | 12:37 | | | | | |
| Mar. 7 | @ CBJ | INJ | | | | | | | |
| Mar. 10 | @ MIN | 0-0 | 3/0 | 16:44 | | | | | |
| Mar. 12 | @ CBJ | DND | | | | | | | |
| Mar. 14 | vs NSH | DND | | | | | | | |
| Mar. 16 | vs DET | DND | | | | | | | |
| Mar. 18 | vs MIN | 0-0 | 2/-1 | 14:18 | | | | | |



#18

DEFENCE SHOOTS LEFT 6'3" 223 LBS WINNIPEG, MB APR. 4, 1986

CAM BARKER



2012.13 HIGHLIGHTS

MOST GOALS IN A GAME 0

MOST ASSISTS IN A GAME 1

TWICE – LATEST MAR. 12/13 at CBJ

MOST POINTS IN A GAME 1

TWICE – LATEST MAR. 12/13 at CBJ: 0-1-1

HAT TRICKS 0

GAME-WINNING GOALS 0

POWER PLAY GOALS 0

SHORTHANDED GOALS 0

OVERTIME POINTS 0-0-0

SHOOTOUT RECORD 0/0

0 GDG

PENALTY SHOT RECORD 0/0


2012.13 SEASON IN REVIEW

Played 14 games, collecting two points (0-2-2) and four penalty minutes...Has averaged 14:11 (TOI) this season...Played a season high 17:50, recording two shots and two blocked shots, Apr. 16/13 at STL...Recorded a season high three hits, Apr. 6/13 vs CGY...Played his 300th NHL game, Mar. 12/13 at CBJ...Made his Canucks debut and recorded an assist, Mar. 3/13 at CGY...Signed a one-year contract as a free agent on Jan. 13/13 with Vancouver.

CAREER HIGHLIGHTS

Has appeared in 17 playoff games with Chicago Blackhawks, registering nine points (3-6-9) and two penalty minutes...Made his NHL playoff debut in 2009 playoffs with Chicago, posting nine points (3-6-9) to help Chicago to the Western Conference Final...Made his professional playoff debut in 2007 playoffs with the AHL Norfolk Admirals...Led all Admirals defencemen and finished fourth on the team overall in scoring with four points (1-3-4) in six games in 2007...Appeared in his second consecutive World Junior Championships in 2006, helping Canada to a gold medal...Finished tournament tied for second among defencemen in scoring with six points (2-4-6) in six games, including two assists in the gold medal game in 2006...Made his international debut with Team Canada for the 2005 World Junior Championships, dressing in three games and recording a goal to help Canada to a gold medal.

| SEASON | CLUB | LEA | REGULAR SEASON | | | | | PLAYOFFS | | | | |
|-------------------------|------------------|------------|----------------|-----------|-----------|-----------|------------|-----------|----------|----------|----------|----------|
| | | | GP | G | A | PTS | PIM | GP | G | A | PTS | PIM |
| 2001.02 | Medicine Hat | WHL | 3 | 0 | 1 | 1 | 0 | - | - | - | - | - |
| 2002.03 | Medicine Hat | WHL | 64 | 10 | 37 | 47 | 79 | 11 | 3 | 4 | 7 | 17 |
| 2003.04 | Medicine Hat | WHL | 69 | 21 | 44 | 65 | 105 | 20 | 3 | 9 | 12 | 18 |
| 2004.05 | Medicine Hat | WHL | 52 | 15 | 33 | 48 | 99 | 12 | 3 | 3 | 6 | 16 |
| 2005.06 | Chicago | NHL | 1 | 0 | 0 | 0 | 0 | - | - | - | - | - |
| | Medicine Hat | WHL | 26 | 5 | 13 | 18 | 63 | 13 | 4 | 8 | 12 | 59 |
| 2006.07 | Chicago | NHL | 35 | 1 | 7 | 8 | 44 | - | - | - | - | - |
| | Norfolk | AHL | 34 | 5 | 10 | 15 | 53 | 6 | 1 | 3 | 4 | 13 |
| 2007.08 | Chicago | NHL | 45 | 6 | 12 | 18 | 52 | - | - | - | - | - |
| | Rockford | AHL | 29 | 8 | 11 | 19 | 67 | - | - | - | - | - |
| 2008.09 | Chicago | NHL | 68 | 6 | 34 | 40 | 65 | 17 | 3 | 6 | 9 | 2 |
| | Rockford | AHL | 7 | 3 | 2 | 5 | 6 | - | - | - | - | - |
| 2009.10 | Chicago | NHL | 51 | 4 | 10 | 14 | 58 | - | - | - | - | - |
| | Minnesota | NHL | 19 | 1 | 6 | 7 | 10 | - | - | - | - | - |
| 2010.11 | Minnesota | NHL | 52 | 1 | 4 | 5 | 34 | - | - | - | - | - |
| 2011.12 | Edmonton | NHL | 25 | 2 | 0 | 2 | 23 | - | - | - | - | - |
| 2012.13 | Vancouver | NHL | 14 | 0 | 2 | 2 | 4 | - | - | - | - | - |
| | Texas | AHL | 23 | 3 | 5 | 8 | 24 | - | - | - | - | - |
| VANCOUVER TOTALS | | | 14 | 0 | 2 | 2 | 4 | - | - | - | - | - |
| NHL TOTALS | | | 310 | 21 | 75 | 96 | 290 | 17 | 3 | 6 | 9 | 2 |



2012.13 GAME BY GAME

| | | | | | | | | | | | | |
|---------|--------|-----|------|-------|--|--|--|--|--|--|--|--|
| Jan. 19 | vs ANA | DND | | | | | | | | | | |
| Jan. 20 | vs EDM | DND | | | | | | | | | | |
| Jan. 23 | vs CGY | DND | | | | | | | | | | |
| Jan. 25 | @ ANA | DND | | | | | | | | | | |
| Jan. 27 | @ SJ | DND | | | | | | | | | | |
| Jan. 28 | @ LA | DND | | | | | | | | | | |
| Jan. 30 | vs COL | DND | | | | | | | | | | |
| Feb. 1 | vs CHI | DND | | | | | | | | | | |
| Feb. 4 | @ EDM | DND | | | | | | | | | | |
| Feb. 7 | @ MIN | DND | | | | | | | | | | |
| Feb. 9 | vs CGY | DND | | | | | | | | | | |
| Feb. 12 | vs MIN | DND | | | | | | | | | | |
| Feb. 15 | vs DAL | DND | | | | | | | | | | |
| Feb. 17 | vs STL | DND | | | | | | | | | | |
| Feb. 19 | @ CHI | DND | | | | | | | | | | |
| Feb. 21 | @ DAL | DND | | | | | | | | | | |
| Feb. 22 | @ NSH | DND | | | | | | | | | | |
| Feb. 24 | @ DET | DND | | | | | | | | | | |
| Feb. 26 | vs PHX | DND | | | | | | | | | | |
| Mar. 2 | vs LA | DND | | | | | | | | | | |
| Mar. 3 | @ CGY | 0-1 | 2/0 | 15:32 | | | | | | | | |
| Mar. 5 | vs SJ | 0-0 | 2/0 | 15:24 | | | | | | | | |
| Mar. 7 | @ CBJ | 0-0 | 3/0 | 13:38 | | | | | | | | |
| Mar. 10 | @ MIN | DND | | | | | | | | | | |
| Mar. 12 | @ CBJ | 0-1 | 2/1 | 15:16 | | | | | | | | |
| Mar. 14 | vs NSH | DND | | | | | | | | | | |
| Mar. 16 | vs DET | DND | | | | | | | | | | |
| Mar. 18 | vs MIN | DND | | | | | | | | | | |
| Mar. 19 | vs STL | DND | | | | | | | | | | |
| Mar. 21 | @ PHX | 0-0 | 3/1 | 10:29 | | | | | | | | |
| Mar. 23 | @ LA | DND | | | | | | | | | | |
| Mar. 24 | @ COL | 0-0 | 2/0 | 12:45 | | | | | | | | |
| Mar. 26 | vs CBJ | DND | | | | | | | | | | |
| Mar. 28 | vs COL | DND | | | | | | | | | | |
| Mar. 30 | @ EDM | DND | | | | | | | | | | |
| Apr. 1 | @ SJ | 0-0 | 0/0 | 11:16 | | | | | | | | |
| Apr. 4 | vs EDM | 0-0 | 1/1 | 12:43 | | | | | | | | |
| Apr. 6 | vs CGY | 0-0 | 0/0 | 16:05 | | | | | | | | |
| Apr. 8 | vs PHX | DND | | | | | | | | | | |
| Apr. 10 | @ CGY | DND | | | | | | | | | | |
| Apr. 13 | @ COL | DND | | | | | | | | | | |
| Apr. 15 | @ NSH | DND | | | | | | | | | | |
| Apr. 16 | @ STL | 0-0 | 2/-1 | 17:50 | | | | | | | | |
| Apr. 18 | @ DAL | 0-0 | 2/-1 | 15:05 | | | | | | | | |
| Apr. 20 | vs DET | 0-0 | 0/0 | 12:14 | | | | | | | | |
| Apr. 22 | vs CHI | 0-0 | 0/0 | 10:44 | | | | | | | | |
| Apr. 25 | vs ANA | DND | | | | | | | | | | |
| Apr. 27 | @ EDM | 0-0 | 0/-4 | 19:46 | | | | | | | | |



#3

DEFENCE SHOOTS RIGHT 6'0" 206 LBS GRIMSBY, ON JUN. 16, 1981

KEVIN BIEKSA

2012.13 HIGHLIGHTS

MOST GOALS IN A GAME **1**

SIX TIMES – LATEST APR. 4/13 vs EDM

MOST ASSISTS IN A GAME **1**

SIX TIMES – LATEST APR. 27/13 at EDM

MOST POINTS IN A GAME **2**

FEB. 9/13 vs CGY: 1-1-2

HAT TRICKS **0**

GAME-WINNING GOALS **1**

APR. 4/13 vs EDM

POWER PLAY GOALS **2**

LATEST APR. 4/13 vs EDM


SHORTHANDED GOALS **0**

OVERTIME POINTS **0-0-0**

SHOOTOUT RECORD **0/0**

0 GDG

PENALTY SHOT RECORD **0/0**




2012.13 SEASON IN REVIEW

Appeared in 36 games, collecting 12 points (6-6-12) and 48 penalty minutes...Ranked third in goals amongst Canucks defencemen with six and was +6 on the season... Finished first amongst Canucks defencemen and fourth on the team in penalty minutes (48)...Averaged 21:56 TOI per game, which ranked as the third highest average on the team...Finished the season ranked ninth all-time among Canucks defencemen in scoring (48-155-203)...Collected his 200th NHL point with a game-winning, power play goal, Apr. 4/13 vs EDM...Scored the game-tying goal at the 18:59 mark of the third period and recorded a season high 26:14 time on ice, Feb. 19/13 at CHI...Scored goals in back-to-back games on two occasions, Feb. 19-21/13 and Feb. 12-15/13...Recorded his 150th NHL assist, Feb. 9/13 vs CGY...Registered a goal, four hits and five blocked shots, Feb. 4/13 at EDM...Recorded a team-high five shots in the Canucks opening game of the season, Jan. 19/13 vs ANA.

CAREER HIGHLIGHTS

Will be entering his sixth post-season with the Canucks...Has collected 24 points (9-15-24) and 105 penalty minutes in 61 career playoff games...In five games in the 2012 playoffs, scored Vancouver's lone game-winner and tied Alex Burrows for the team lead in shots with 17...Played in 25 postseason games in 2011, registering 10 points (5-5-10)...Notched the game-winning goal of Game 5 of the 2011 Western Conference Final to advance the Canucks to the Stanley Cup Final for only the third time in franchise history, May 24/11 vs SJ...Appeared in 12 playoff games in 2010, recording eight points (3-5-8)...Recorded his first multi-point playoff game (0-2-2) in the Canucks final contest of the 2009 playoffs, May 11/09 at CHI...Registered his first career NHL playoff point, an assist, Apr. 19/09 at STL...Made his NHL playoff debut in 2007 against the Dallas Stars and finished the 2007 playoffs with 20 penalty minutes in nine games...Logged 54:27 of ice time to lead all Canucks players and finished a plus-one, Apr. 11/07 vs Dallas...Recorded 10 points (0-10-10) and 38 penalty minutes in 13 playoff games with the AHL Manitoba Moose for the 2006 post-season...Collected eight assists in the North Division Finals in 2006...Tallied two of his assists in North Division Semi-Finals against Syracuse...Played in all 14 Moose playoff games in 2005...Collected an assist Apr. 29/05 vs St. John's in series-clinching win...Scored a goal in first career pro playoff game Apr. 20/05 at St. John's.

| SEASON | CLUB | LEA | REGULAR SEASON | | | | | PLAYOFFS | | | | |
|-----------------------------|------------------|------------|----------------|-----------|------------|------------|------------|-----------|----------|-----------|-----------|------------|
| | | | GP | G | A | PTS | PIM | GP | G | A | PTS | PIM |
| 2000.01 | Bowling Green | NCAA | 35 | 4 | 9 | 13 | 90 | - | - | - | - | - |
| 2001.02 | Bowling Green | NCAA | 40 | 5 | 10 | 15 | 68 | - | - | - | - | - |
| 2002.03 | Bowling Green | NCAA | 34 | 8 | 17 | 25 | 92 | - | - | - | - | - |
| 2003.04 | Bowling Green | NCAA | 38 | 7 | 15 | 22 | 66 | - | - | - | - | - |
| | Manitoba | AHL | 4 | 0 | 2 | 2 | 2 | - | - | - | - | - |
| 2004.05 | Manitoba | AHL | 80 | 12 | 27 | 39 | 192 | 14 | 1 | 1 | 2 | 52 |
| 2005.06 | Vancouver | NHL | 39 | 0 | 6 | 6 | 77 | - | - | - | - | - |
| | Manitoba | AHL | 23 | 3 | 17 | 20 | 71 | 13 | 0 | 10 | 10 | 38 |
| 2006.07 | Vancouver | NHL | 81 | 12 | 30 | 42 | 134 | 9 | 0 | 0 | 0 | 20 |
| 2007.08 | Vancouver | NHL | 34 | 2 | 10 | 12 | 90 | - | - | - | - | - |
| | Manitoba | AHL | 1 | 0 | 1 | 1 | 2 | - | - | - | - | - |
| 2008.09 | Vancouver | NHL | 72 | 11 | 32 | 43 | 97 | 10 | 0 | 5 | 5 | 14 |
| 2009.10 | Vancouver | NHL | 55 | 3 | 19 | 22 | 85 | 12 | 3 | 5 | 8 | 14 |
| 2010.11 | Vancouver | NHL | 66 | 6 | 16 | 22 | 73 | 25 | 5 | 5 | 10 | 51 |
| 2011.12 | Vancouver | NHL | 78 | 8 | 36 | 44 | 94 | 5 | 1 | 0 | 1 | 6 |
| 2012.13 | Vancouver | NHL | 36 | 6 | 6 | 12 | 48 | | | | | |
| VANCOUVER/NHL TOTALS | | | 461 | 48 | 155 | 203 | 698 | 61 | 9 | 15 | 24 | 105 |



2012.13 GAME BY GAME

| | | | | | | | | | |
|---------|--------|-----|------|-------|---------|--------|---------|------|-------|
| Jan. 19 | vs ANA | 0-0 | 5/-1 | 20:24 | Mar. 19 | vs STL | 0-0 | 0/0 | 22:22 |
| Jan. 20 | vs EDM | 0-0 | 0/0 | 24:28 | Mar. 21 | @ PHX | 0-0 | 2/1 | 23:05 |
| Jan. 23 | vs CGY | 0-0 | 1/-1 | 22:59 | Mar. 23 | @ LA | 0-0 | 2/0 | 21:29 |
| Jan. 25 | @ ANA | 0-0 | 0/0 | 19:38 | Mar. 24 | @ COL | 0-0 | 3/0 | 22:22 |
| Jan. 27 | @ SJ | 0-0 | 2/1 | 18:28 | Mar. 26 | vs CBJ | 0-0 | 2/0 | 24:26 |
| Jan. 28 | @ LA | 0-0 | 2/0 | 24:21 | Mar. 28 | vs COL | 0-0 | 2/-1 | 22:01 |
| Jan. 30 | vs COL | 0-0 | 2/2 | 20:50 | Mar. 30 | @ EDM | 0-0 | 1/-1 | 22:51 |
| Feb. 1 | vs CHI | 0-0 | 0/-1 | 25:25 | Apr. 1 | @ SJ | 0-1 | 5/1 | 23:06 |
| Feb. 4 | @ EDM | 1-0 | 5/0 | 24:45 | Apr. 4 | vs EDM | 1-0 (W) | 2/1 | 22:08 |
| Feb. 7 | @ MIN | 0-0 | 0/1 | 20:14 | Apr. 6 | vs CGY | 0-0 | 3/1 | 22:30 |
| Feb. 9 | vs CGY | 1-1 | 1/3 | 23:55 | Apr. 8 | vs PHX | 0-1 | 4/1 | 21:01 |
| Feb. 12 | vs MIN | 1-0 | 2/1 | 20:18 | Apr. 10 | @ CGY | 0-0 | 3/2 | 24:02 |
| Feb. 15 | vs DAL | 0-0 | 0/1 | 20:20 | Apr. 13 | @ COL | 0-0 | 2/0 | 22:33 |
| Feb. 17 | vs STL | 0-0 | 4/0 | 23:29 | Apr. 15 | @ NSH | 0-1 | 3/-1 | 22:07 |
| Feb. 19 | @ CHI | 1-0 | 3/0 | 26:14 | Apr. 16 | @ STL | INJ | | |
| Feb. 21 | @ DAL | 1-0 | 2/0 | 19:33 | Apr. 18 | @ DAL | INJ | | |
| Feb. 22 | @ NSH | 0-0 | 2/0 | 9:31 | Apr. 20 | vs DET | INJ | | |
| Feb. 24 | @ DET | INJ | | | Apr. 22 | vs CHI | INJ | | |
| Feb. 26 | vs PHX | INJ | | | Apr. 25 | vs ANA | INJ | | |
| Mar. 2 | vs LA | 0-0 | 2/0 | 22:58 | Apr. 27 | @ EDM | 0-1 | 4/-2 | 21:09 |
| Mar. 3 | @ CGY | INJ | | | | | | | |
| Mar. 5 | vs SJ | INJ | | | | | | | |
| Mar. 7 | @ CBJ | INJ | | | | | | | |
| Mar. 10 | @ MIN | INJ | | | | | | | |
| Mar. 12 | @ CBJ | INJ | | | | | | | |
| Mar. 14 | vs NSH | 0-0 | 0/-1 | 20:47 | | | | | |
| Mar. 16 | vs DET | 0-1 | 4/-1 | 20:02 | | | | | |
| Mar. 18 | vs MIN | 0-0 | 2/0 | 24:01 | | | | | |



#7

LEFT WING SHOOTS LEFT 6'0" 212 LBS DETROIT, MI NOV. 24, 1984

DAVID BOOTH

2012.13 HIGHLIGHTS

MOST GOALS IN A GAME 1

MAR. 14/13 vs NSH

MOST ASSISTS IN A GAME 1

TWICE – LATEST MAR. 10/13 at MIN

MOST POINTS IN A GAME 1

THREE TIMES – LATEST MAR. 14/13 vs NSH: 1-0-1

HAT TRICKS 0

GAME-WINNING GOALS 0

POWER PLAY GOALS 0

SHORTHANDED GOALS 0

OVERTIME POINTS 0-0-0

SHOOTOUT RECORD 0/0

0 GDG

PENALTY SHOT RECORD 0/0




2012.13 SEASON IN REVIEW

Recorded 24 hits, three points (1-2-3) and four penalty minutes in 12 games with the Canucks...Scored a goal and added a hit, Mar. 14/13 vs NSH...Registered an assist and was +1, adding two hits, Mar. 10/13 at MIN...Recorded five shots on goal on two occasions, Mar. 7/13 at CBJ and Mar. 3/13 at CGY...Registered first point of the season, an assist, Mar. 2/13 at LA...Collected three shots and recorded five hits for the second consecutive game, Feb. 21/13 at DAL...Played his first game with Vancouver, registering five hits, Feb. 19/13 at CHI.

CAREER HIGHLIGHTS

Made his NHL playoff debut in 2012, registering an assist and 12 hits in five games... Scored a goal in seven games with Team USA during the 2007 World Championship...Contributed two assists as a member of the Rochester Americans in six play-off games in 2007...Won the Mason Cup as CCHA champions with the Michigan State Spartans in 2006...Was the only Spartan in 2006 to record a point in every CCHA Tournament game...Recorded the game-winning goal in the 2006 CCHA Final against Miami...Recorded two assists in a 5-4 loss in the 2006 NCAA Regional Final against Maine...Helped Team USA to its first ever World Junior Championships in 2004...Scored two goals in a 3-1 win over Russia in the gold-medal game at the 2002 IIHF World U18 Championships...Finished the 2002 U18 Championships with four points (2-2-4) in eight games played.

| SEASON | CLUB | LEA | REGULAR SEASON | | | | | PLAYOFFS | | | | |
|-------------------------|-------------------|------------|----------------|------------|-----------|------------|------------|----------|----------|----------|----------|----------|
| | | | GP | G | A | PTS | PIM | GP | G | A | PTS | PIM |
| 2000.01 | Compuware | NAHL | 42 | 17 | 13 | 30 | 44 | - | - | - | - | - |
| 2001.02 | USNTDP U-18 | NAHL | 6 | 1 | 3 | 4 | 18 | - | - | - | - | - |
| 2001.02 | U.S. Jr. National | USHL | 12 | 4 | 3 | 7 | 6 | - | - | - | - | - |
| 2002.03 | Michigan State | CCHA | 39 | 17 | 19 | 36 | 53 | - | - | - | - | - |
| 2003.04 | Michigan State | CCHA | 30 | 8 | 10 | 18 | 30 | - | - | - | - | - |
| 2004.05 | Michigan State | CCHA | 29 | 7 | 9 | 16 | 30 | - | - | - | - | - |
| 2005.06 | Michigan State | CCHA | 36 | 13 | 22 | 35 | 50 | - | - | - | - | - |
| 2006.07 | Rochester | AHL | 25 | 7 | 7 | 14 | 26 | 6 | 0 | 2 | 2 | 4 |
| 2006.07 | Florida | NHL | 48 | 3 | 7 | 10 | 12 | - | - | - | - | - |
| 2007.08 | Florida | NHL | 73 | 22 | 18 | 40 | 26 | - | - | - | - | - |
| 2008.09 | Florida | NHL | 72 | 31 | 29 | 60 | 38 | - | - | - | - | - |
| 2009.10 | Florida | NHL | 28 | 8 | 8 | 16 | 23 | - | - | - | - | - |
| 2010.11 | Florida | NHL | 82 | 23 | 17 | 40 | 26 | - | - | - | - | - |
| 2011.12 | Vancouver | NHL | 56 | 16 | 13 | 29 | 32 | 5 | 0 | 1 | 1 | 0 |
| | Florida | NHL | 6 | 0 | 1 | 1 | 2 | - | - | - | - | - |
| 2012.13 | Vancouver | NHL | 12 | 1 | 2 | 3 | 4 | | | | | |
| VANCOUVER TOTALS | | | 68 | 17 | 15 | 32 | 36 | 5 | 0 | 1 | 1 | 0 |
| NHL TOTALS | | | 377 | 104 | 95 | 199 | 163 | 5 | 0 | 1 | 1 | 0 |



2012.13 GAME BY GAME

| | | | | | | | | |
|---------|--------|-----|------|-------|--|---------|--------|-----|
| Jan. 19 | vs ANA | INJ | | | | Mar. 18 | vs MIN | INJ |
| Jan. 20 | vs EDM | INJ | | | | Mar. 19 | vs STL | INJ |
| Jan. 23 | vs CGY | INJ | | | | Mar. 21 | @ PHX | INJ |
| Jan. 25 | @ ANA | INJ | | | | Mar. 23 | @ LA | INJ |
| Jan. 27 | @ SJ | INJ | | | | Mar. 24 | @ COL | INJ |
| Jan. 28 | @ LA | INJ | | | | Mar. 26 | vs CBJ | INJ |
| Jan. 30 | vs COL | INJ | | | | Mar. 28 | vs COL | INJ |
| Feb. 1 | vs CHI | INJ | | | | Mar. 30 | @ EDM | INJ |
| Feb. 4 | @ EDM | INJ | | | | Apr. 1 | @ SJ | INJ |
| Feb. 7 | @ MIN | INJ | | | | Apr. 4 | vs EDM | INJ |
| Feb. 9 | vs CGY | INJ | | | | Apr. 6 | vs CGY | INJ |
| Feb. 12 | vs MIN | INJ | | | | Apr. 8 | vs PHX | INJ |
| Feb. 15 | vs DAL | INJ | | | | Apr. 10 | @ CGY | INJ |
| Feb. 17 | vs STL | INJ | | | | Apr. 13 | @ COL | INJ |
| Feb. 19 | @ CHI | 0-0 | 0/0 | 10:57 | | Apr. 15 | @ NSH | INJ |
| Feb. 21 | @ DAL | 0-0 | 3/-1 | 12:09 | | Apr. 16 | @ STL | INJ |
| Feb. 22 | @ NSH | 0-0 | 2/0 | 12:30 | | Apr. 18 | @ DAL | INJ |
| Feb. 24 | @ DET | INJ | | | | Apr. 20 | vs DET | INJ |
| Feb. 26 | vs PHX | 0-0 | 2/-1 | 12:56 | | Apr. 22 | vs CHI | INJ |
| Mar. 2 | vs LA | 0-1 | 1/1 | 14:13 | | Apr. 25 | vs ANA | INJ |
| Mar. 3 | @ CGY | 0-0 | 5/-1 | 14:30 | | Apr. 27 | @ EDM | INJ |
| Mar. 5 | vs SJ | 0-0 | 2/0 | 12:25 | | | | |
| Mar. 7 | @ CBJ | 0-0 | 5/0 | 15:18 | | | | |
| Mar. 10 | @ MIN | 0-1 | 1/1 | 15:39 | | | | |
| Mar. 12 | @ CBJ | 0-0 | 3/-1 | 14:12 | | | | |
| Mar. 14 | vs NSH | 1-0 | 2/0 | 12:38 | | | | |
| Mar. 16 | vs DET | 0-0 | 1/-1 | 5:36 | | | | |



#14

LEFT WING SHOOTS LEFT 6'1" 195 LBS PINCOURT, QC APR. 11, 1981

ALEX BURROWS

2012.13 HIGHLIGHTS

MOST GOALS IN A GAME **2**

MAR. 16/13 vs DET

MOST ASSISTS IN A GAME **2**

MAR. 2/13 vs LA

MOST POINTS IN A GAME **2**

SIX TIMES – APR. 6/13 vs CGY: 1-1-2

HAT TRICKS **0**

GAME-WINNING GOALS **2**

LATEST APR. 6/13 vs CGY

POWER PLAY GOALS **1**

FEB. 21/13 at DAL

SHORTHANDED GOALS **0**

OVERTIME POINTS **0-0-0**

SHOOTOUT RECORD **1/7**

0 GDG

PENALTY SHOT RECORD **0/1**

JAN. 25/13 at ANA (Hiller)




2012.13 SEASON IN REVIEW

Appeared in 47 games, collecting 24 points (13-11-24) and 54 penalty minutes...Finished first on the Canucks in goal scoring with 13 goals and seventh in hits (52)...Ranks 24th on the Canucks franchise scoring list (152-142-294) and second all-time in shorthanded goals (16) and tied for ninth with Todd Bertuzzi for most game-winning goals (24)...Collected the game-winning goal and added an assist, Apr. 6/13 vs CGY...Set a franchise record, scoring the quickest goal to start a game at six seconds in to pass Trevor Linden's previous record of nine seconds (Jan. 16/94), Mar. 16/13 vs DET...Had a game-high six shots, an assist and was +1, Feb. 17/13...Finished perfect in the face-off circle (7-0) and recorded three shots, Feb. 4/13 at EDM...Collected a game-high six shots, was +1 and recorded a goal, Jan. 27/13 at SJ...Recorded a game-high five shots and collected an assist, Jan. 25/13 at ANA.

CAREER HIGHLIGHTS

Has appeared in 63 career playoff games, recording 29 points (17-12-29) and 97 penalty minutes over the span of five playoff runs with the Canucks...Shares the club record with Greg Adams for most career overtime playoff goals (3) and is tied for most series-winning goals (2)...Recorded one goal, 10 hits, seven penalty minutes and tied Kevin Bieksa for a team-high 17 shots in five playoff games in the 2012 postseason against the LA Kings...Played in 25 games in the 2011 playoffs, registering 17 points (9-8-17)...Notched the series-winning goal in Game 7 of the Western Conference Quarter-Finals, Apr. 26/11 vs CHI...Collected six points (3-3-6) in 12 games in 2010 and went on a four game scoring streak against Chicago in the Western Conference Semi-Finals, May 5-11...Recorded four points (3-1-4) in the 2009 playoffs...Recorded the series-winning goal in the 2009 Western Conference Quarter-Finals, Apr. 21/09 at STL...Made his first NHL playoffs appearance in 2007 playoffs...Appeared in 11 games with the Canucks, collecting his first NHL playoff goal and 14 penalty minutes...Played in all 13 playoff games with the Manitoba Moose (AHL) in 2006 AHL playoffs, registering 13 points (6-7-13) and 27 penalty minutes and leading the Moose to the North Division finals vs Grand Rapids...Registered three goals and six assists in North Division Finals vs Grand Rapids in 2006 playoffs...Scored three goals and one assist in the North Division Semi-Finals against Syracuse...Played in all 14 playoff games with the Moose in 2005 playoffs, recording three assists and 37 penalty minutes.

| SEASON | CLUB | LEA | REGULAR SEASON | | | | | PLAYOFFS | | | | |
|-----------------------------|-------------|-------|----------------|------------|------------|------------|------------|-----------|-----------|-----------|-----------|-----------|
| | | | GP | G | A | PTS | PIM | GP | G | A | PTS | PIM |
| 2000.01 | Shawinigan | QMJHL | 63 | 16 | 14 | 30 | 105 | 10 | 2 | 1 | 3 | 8 |
| 2001.02 | Shawinigan | QMJHL | 64 | 35 | 35 | 70 | 184 | 10 | 9 | 10 | 19 | 20 |
| 2002.03 | Greenville | ECHL | 53 | 9 | 17 | 26 | 201 | - | - | - | - | - |
| 2003.04 | Baton Rouge | ECHL | 13 | 4 | 2 | 6 | 64 | - | - | - | - | - |
| | Manitoba | AHL | 2 | 0 | 0 | 0 | 0 | - | - | - | - | - |
| 2004.05 | Columbia | ECHL | 64 | 29 | 44 | 73 | 194 | 4 | 2 | 0 | 2 | 28 |
| | Manitoba | AHL | 72 | 9 | 17 | 26 | 107 | 14 | 0 | 3 | 3 | 37 |
| 2005.06 | Columbia | ECHL | 4 | 5 | 1 | 6 | 4 | - | - | - | - | - |
| | Vancouver | NHL | 43 | 7 | 5 | 12 | 61 | - | - | - | - | - |
| 2006.07 | Manitoba | AHL | 33 | 12 | 18 | 30 | 57 | 13 | 6 | 7 | 13 | 27 |
| | Vancouver | NHL | 81 | 3 | 6 | 9 | 93 | 11 | 1 | 0 | 1 | 14 |
| 2007.08 | Vancouver | NHL | 82 | 12 | 19 | 31 | 179 | - | - | - | - | - |
| 2008.09 | Vancouver | NHL | 82 | 28 | 23 | 51 | 150 | 10 | 3 | 1 | 4 | 20 |
| 2009.10 | Vancouver | NHL | 82 | 35 | 32 | 67 | 121 | 12 | 3 | 3 | 6 | 22 |
| 2010.11 | Vancouver | NHL | 72 | 26 | 22 | 48 | 77 | 25 | 9 | 8 | 17 | 34 |
| 2011.12 | Vancouver | NHL | 80 | 28 | 24 | 52 | 90 | 5 | 1 | 0 | 1 | 7 |
| 2012.13 | Vancouver | NHL | 47 | 13 | 11 | 24 | 54 | - | - | - | - | - |
| VANCOUVER/NHL TOTALS | | | 569 | 152 | 142 | 294 | 825 | 63 | 17 | 12 | 29 | 97 |



2012.13 GAME BY GAME

| | | | | | | | | | |
|---------|--------|-----|------|-------|---------|--------|---------|------|-------|
| Jan. 19 | vs ANA | 0-0 | 4/-1 | 14:12 | Mar. 19 | vs STL | 0-0 | 1/1 | 17:50 |
| Jan. 20 | vs EDM | 0-0 | 3/0 | 20:10 | Mar. 21 | @ PHX | 0-0 | 1/0 | 17:35 |
| Jan. 23 | vs CGY | 0-0 | 3/0 | 17:15 | Mar. 23 | @ LA | 0-0 | 0/0 | 18:00 |
| Jan. 25 | @ ANA | 0-1 | 5/0 | 16:33 | Mar. 24 | @ COL | 1-0 (W) | 2/1 | 18:27 |
| Jan. 27 | @ SJ | 1-0 | 6/1 | 14:34 | Mar. 26 | vs CBJ | 0-0 | 2/0 | 20:47 |
| Jan. 28 | @ LA | 1-0 | 4/0 | 21:36 | Mar. 28 | vs COL | 1-1 | 4/2 | 16:19 |
| Jan. 30 | vs COL | 0-0 | 2/0 | 13:51 | Mar. 30 | @ EDM | 0-0 | 2/-1 | 17:18 |
| Feb. 1 | vs CHI | 0-0 | 2/-1 | 17:07 | Apr. 1 | @ SJ | 1-0 | 3/2 | 20:39 |
| Feb. 4 | @ EDM | 0-0 | 3/-1 | 21:38 | Apr. 4 | vs EDM | 0-0 | 2/1 | 18:29 |
| Feb. 7 | @ MIN | 0-1 | 2/1 | 16:51 | Apr. 6 | vs CGY | 1-1 (W) | 4/0 | 20:26 |
| Feb. 9 | vs CGY | 1-1 | 4/2 | 18:52 | Apr. 8 | vs PHX | 0-0 | 2/1 | 17:41 |
| Feb. 12 | vs MIN | 0-0 | 4/0 | 19:53 | Apr. 10 | @ CGY | 1-0 | 3/1 | 18:12 |
| Feb. 15 | vs DAL | 1-0 | 4/1 | 19:41 | Apr. 13 | @ COL | 0-0 | 0/-1 | 17:18 |
| Feb. 17 | vs STL | 0-1 | 6/1 | 23:37 | Apr. 15 | @ NSH | 1-0 | 3/0 | 17:12 |
| Feb. 19 | @ CHI | 0-0 | 4/1 | 21:29 | Apr. 16 | @ STL | 0-0 | 1/0 | 19:58 |
| Feb. 21 | @ DAL | 1-1 | 3/1 | 19:20 | Apr. 18 | @ DAL | 0-0 | 3/-1 | 18:50 |
| Feb. 22 | @ NSH | 0-0 | 1/0 | 16:32 | Apr. 20 | vs DET | 0-0 | 3/0 | 19:57 |
| Feb. 24 | @ DET | 0-1 | 2/2 | 17:27 | Apr. 22 | vs CHI | 0-0 | 4/0 | 18:38 |
| Feb. 26 | vs PHX | 0-0 | 1/0 | 21:44 | Apr. 25 | vs ANA | 0-0 | 4/-1 | 17:29 |
| Mar. 2 | vs LA | 0-2 | 3/2 | 19:26 | Apr. 27 | @ EDM | DND | | |
| Mar. 3 | @ CGY | 0-0 | 5/-2 | 21:15 | | | | | |
| Mar. 5 | vs SJ | 0-1 | 3/0 | 21:57 | | | | | |
| Mar. 7 | @ CBJ | 0-0 | 3/1 | 21:16 | | | | | |
| Mar. 10 | @ MIN | 0-0 | 2/1 | 19:52 | | | | | |
| Mar. 12 | @ CBJ | 0-0 | 4/0 | 22:00 | | | | | |
| Mar. 14 | vs NSH | 0-0 | 6/0 | 19:06 | | | | | |
| Mar. 16 | vs DET | 2-0 | 6/1 | 20:00 | | | | | |
| Mar. 18 | vs MIN | 0-0 | 1/0 | 20:19 | | | | | |



#25

CENTRE SHOOTS LEFT 5'9" 174 LBS VERNON, BC JAN. 2, 1983

ANDREW EBBETT

2012.13 HIGHLIGHTS

MOST GOALS IN A GAME 1

MAR. 14/13 vs NSH

MOST ASSISTS IN A GAME 2

MAR. 14/13 vs NSH

MOST POINTS IN A GAME 3

MAR. 14/13 vs NSH: 1-2-3

HAT TRICKS 0

GAME-WINNING GOALS 0

POWER PLAY GOALS 0

SHORTHANDED GOALS 0

OVERTIME POINTS 0-0-0

SHOOTOUT RECORD 0/0

PENALTY SHOT RECORD 0/0




2012.13 SEASON IN REVIEW

Appeared in his sixth season in the NHL and second season as a Canuck, recording six points (1-5-6) in 28 games and collected 32 points (11-21-32) in 37 games with the Chicago Wolves...Averaged 12:19 TOI per game...Was +1 and won 67% of face-offs, Apr. 4/13 vs EDM...Recorded an assist and was +1 in season high 14:43, Mar. 24/13 at COL...Posted a three-point night for the fourth time in his career, collecting a goal and two assists, Mar. 14/13 vs NSH...Was +1, won 67% of face-offs and recorded two shots, Jan. 25/13 at ANA.

CAREER HIGHLIGHTS

Has appeared in 17 playoff games, collecting three points (1-2-3) over the span of three post-season runs...Appeared in one game of the 2012 Playoffs against LA... Played in three games with the Phoenix Coyotes in 2011 in the Western Conference Quarter-Finals series against Detroit...Collected a goal and two assists with the Minnesota Wild in their 2010 post-season run...Scored 17 points (6-11-17) in 18 playoff games with the Portland Pirates in 2008.

| SEASON | CLUB | LEA | REGULAR SEASON | | | | | PLAYOFFS | | | | |
|-------------------------|------------------|------------|----------------|-----------|-----------|-----------|-----------|-----------|----------|----------|----------|----------|
| | | | GP | G | A | PTS | PIM | GP | G | A | PTS | PIM |
| 2001.02 | Salmon Arm | BCHL | 60 | 45 | 39 | 84 | 54 | - | - | - | - | - |
| 2002.03 | U. of Michigan | CCHA | 43 | 9 | 18 | 27 | 22 | - | - | - | - | - |
| 2003.04 | U. of Michigan | CCHA | 43 | 9 | 28 | 37 | 56 | - | - | - | - | - |
| 2004.05 | U. of Michigan | CCHA | 40 | 6 | 31 | 37 | 28 | - | - | - | - | - |
| 2005.06 | U. of Michigan | CCHA | 41 | 14 | 28 | 42 | 25 | - | - | - | - | - |
| 2006.07 | Binghamton | AHL | 71 | 26 | 39 | 65 | 44 | - | - | - | - | - |
| 2007.08 | Anaheim | NHL | 3 | 0 | 0 | 0 | 2 | - | - | - | - | - |
| | Portland | AHL | 74 | 18 | 54 | 72 | 66 | 18 | 6 | 11 | 17 | 4 |
| 2008.09 | Anaheim | NHL | 48 | 8 | 24 | 32 | 24 | 13 | 1 | 2 | 3 | 8 |
| | Iowa | AHL | 28 | 10 | 19 | 29 | 6 | - | - | - | - | - |
| 2009.10 | Anaheim | NHL | 2 | 0 | 0 | 0 | 0 | - | - | - | - | - |
| | Chicago | NHL | 10 | 1 | 0 | 1 | 2 | - | - | - | - | - |
| | Minnesota | NHL | 49 | 8 | 6 | 14 | 6 | - | - | - | - | - |
| 2010.11 | Phoenix | NHL | 33 | 2 | 3 | 5 | 4 | 3 | 0 | 0 | 0 | 0 |
| | San Antonio | AHL | 37 | 11 | 27 | 38 | 12 | - | - | - | - | - |
| 2011.12 | Vancouver | NHL | 18 | 5 | 1 | 6 | 6 | 1 | 0 | 0 | 0 | 0 |
| 2012.13 | Vancouver | NHL | 28 | 1 | 5 | 6 | 4 | - | - | - | - | - |
| | Chicago | AHL | 37 | 11 | 21 | 32 | 10 | - | - | - | - | - |
| VANCOUVER TOTALS | | | 46 | 6 | 6 | 12 | 10 | 1 | 0 | 0 | 0 | 0 |
| NHL TOTALS | | | 191 | 25 | 39 | 64 | 48 | 17 | 1 | 2 | 3 | 8 |



2012.13 GAME BY GAME

| | | | | | | | | |
|---------|--------|-----|------|-------|---------|--------|-----|------------|
| Jan. 19 | vs ANA | 0-0 | 0/-1 | 13:36 | Mar. 19 | vs STL | DND | |
| Jan. 20 | vs EDM | 0-0 | 0/0 | 11:05 | Mar. 21 | @ PHX | 0-0 | 3/0 15:36 |
| Jan. 23 | vs CGY | DND | | | Mar. 23 | @ LA | 0-0 | 0/0 13:53 |
| Jan. 25 | @ ANA | 0-0 | 2/1 | 12:05 | Mar. 24 | @ COL | 0-1 | 0/1 14:43 |
| Jan. 27 | @ SJ | 0-0 | 1/0 | 13:11 | Mar. 26 | vs CBJ | 0-0 | 2/0 14:09 |
| Jan. 28 | @ LA | DND | | | Mar. 28 | vs COL | 0-0 | 0/0 17:15 |
| Jan. 30 | vs COL | DND | | | Mar. 30 | @ EDM | 0-0 | 1/-1 14:01 |
| Feb. 1 | vs CHI | DND | | | Apr. 1 | @ SJ | 0-0 | 0/-1 7:45 |
| Feb. 4 | @ EDM | DND | | | Apr. 4 | vs EDM | 0-0 | 1/1 9:54 |
| Feb. 7 | @ MIN | DND | | | Apr. 6 | vs CGY | 0-0 | 1/0 13:20 |
| Feb. 9 | vs CGY | DND | | | Apr. 8 | vs PHX | 0-0 | 0/0 7:30 |
| Feb. 12 | vs MIN | 0-0 | 1/0 | 9:16 | Apr. 10 | @ CGY | 0-1 | 0/1 10:17 |
| Feb. 15 | vs DAL | DND | | | Apr. 13 | @ COL | 0-1 | 2/1 12:00 |
| Feb. 17 | vs STL | DND | | | Apr. 15 | @ NSH | 0-0 | 0/0 13:17 |
| Feb. 19 | @ CHI | MIN | | | Apr. 16 | @ STL | 0-0 | 1/0 12:33 |
| Feb. 21 | @ DAL | MIN | | | Apr. 18 | @ DAL | 0-0 | 0/-2 10:03 |
| Feb. 22 | @ NSH | MIN | | | Apr. 20 | vs DET | 0-0 | 1/-1 13:06 |
| Feb. 24 | @ DET | MIN | | | Apr. 22 | vs CHI | 0-0 | 0/0 7:32 |
| Feb. 26 | vs PHX | MIN | | | Apr. 25 | vs ANA | 0-0 | 0/0 11:38 |
| Mar. 2 | vs LA | MIN | | | Apr. 27 | @ EDM | 0-0 | 1/0 16:39 |
| Mar. 3 | @ CGY | MIN | | | | | | |
| Mar. 5 | vs SJ | MIN | | | | | | |
| Mar. 7 | @ CBJ | MIN | | | | | | |
| Mar. 10 | @ MIN | MIN | | | | | | |
| Mar. 12 | @ CBJ | 0-0 | 1/0 | 14:30 | | | | |
| Mar. 14 | vs NSH | 1-2 | 2/2 | 12:14 | | | | |
| Mar. 16 | vs DET | 0-0 | 2/-1 | 12:43 | | | | |
| Mar. 18 | vs MIN | 0-0 | 1/-1 | 11:13 | | | | |



#23

DEFENCE SHOOTS LEFT 6'4" 220 LBS OSTERSUND, SWEDEN APR. 21, 1986

ALEX EDLER

2012.13 HIGHLIGHTS

MOST GOALS IN A GAME 1

EIGHT TIMES – LATEST APR. 20/13 vs DET

MOST ASSISTS IN A GAME 2

MAR. 16/13 vs DET

MOST POINTS IN A GAME 2

THREE TIMES – LATEST MAR. 16/13 vs DET: 0-2-2

HAT TRICKS 0

GAME-WINNING GOALS 0

POWER PLAY GOALS 5

LATEST APR. 20/13 vs DET

SHORTHANDED GOALS 0

OVERTIME POINTS 0-0-0

SHOOTOUT RECORD 0/4

0 GDG

PENALTY SHOT RECORD 0/0



2012.13 SEASON IN REVIEW

Appeared in 45 games with Vancouver, registering 22 points (8-14-22) and 37 penalty minutes...Collected eight goals, ranking tied for eighth amongst NHL defencemen in goals scored...Finished second amongst Canucks defencemen in scoring (8-14-22) and first amongst Canucks defencemen in hits (77)...Ranked first on the team in blocked shots (81) and average TOI/G (23:50)...Ended the season ranked eighth all-time in franchise history amongst Canucks defencemen for scoring (51-155-206), sixth amongst Canucks defencemen for power play goals (26) and tied for seventh with Kevin McCarthy in goals (51)...Recorded his 200th career point, collecting a pair of assists, Mar. 16/13 vs DET...Collected a season high eight shots in a season high 28:34 TOI, Mar. 5/13 vs SJ...Appeared in 400th career game, Feb. 17/13 vs STL...Posted two three-game scoring streaks (1-2-3, Jan. 28-Feb. 1/13 and 1-2-3, Feb. 17-21/13).

CAREER HIGHLIGHTS

Has appeared in 55 playoff games, all with Vancouver, recording 27 points (7-20-27) and 34 penalty minutes...Collected two goals, 15 hits, eight penalty minutes and a team-high 13 blocked shots in five games against the LA Kings in 2012...Recorded 11 points (2-9-11) in 25 games and ranked tied for third for most points from a defenceman in the 2011 playoffs...Established two three-game scoring streaks, Apr. 15-19/11 and May 3-7/11...Notched six points (2-4-6) in 12 playoff games played in 2010...Established a three-game scoring streak (1-2-3) against LA in the 2010 WCQF, Apr. 21-25...Recorded eight points (1-7-8) in 10 playoff games in 2009...Led Canucks defencemen and ranked 13th among NHL defencemen in 2009 playoff scoring...Recorded his first career playoff point (0-1-1), Apr. 15/09 vs STL...Made his first NHL playoffs appearance in 2007, collecting two penalty minutes in three playoff games with the Canucks...Appeared in eight playoff games with the Manitoba Moose (AHL) in 2007, registering two penalty minutes...Played in 12 games for the Kelowna Rockets of the WHL in the 2006 playoffs, collecting eight points (3-5-8) and 12 penalty minutes...Made his senior international debut with Sweden at the 2008 World Championships, recording three points (1-2-3) in eight games.

| SEASON | CLUB | LEA | REGULAR SEASON | | | | | PLAYOFFS | | | | |
|-----------------------------|------------------|------------|----------------|-----------|------------|------------|------------|-----------|----------|-----------|-----------|-----------|
| | | | GP | G | A | PTS | PIM | GP | G | A | PTS | PIM |
| 2003.04 | Jamtland | SWE | 24 | 3 | 6 | 9 | 20 | - | - | - | - | - |
| 2004.05 | MoDo Jr. | SWE | 33 | 8 | 15 | 23 | 40 | 5 | 1 | 0 | 1 | 6 |
| 2005.06 | Kelowna | WHL | 62 | 13 | 40 | 53 | 44 | 12 | 3 | 5 | 8 | 12 |
| 2006.07 | Vancouver | NHL | 22 | 1 | 2 | 3 | 6 | 3 | 0 | 0 | 0 | 2 |
| | Manitoba | AHL | 49 | 5 | 21 | 26 | 28 | 8 | 0 | 0 | 0 | 2 |
| 2007.08 | Vancouver | NHL | 75 | 8 | 12 | 20 | 42 | - | - | - | - | - |
| | Manitoba | AHL | 2 | 0 | 1 | 1 | 0 | - | - | - | - | - |
| 2008.09 | Vancouver | NHL | 80 | 10 | 27 | 37 | 54 | 10 | 1 | 7 | 8 | 6 |
| 2009.10 | Vancouver | NHL | 76 | 5 | 37 | 42 | 40 | 12 | 2 | 4 | 6 | 10 |
| 2010.11 | Vancouver | NHL | 51 | 8 | 25 | 33 | 24 | 25 | 2 | 9 | 11 | 8 |
| 2011.12 | Vancouver | NHL | 82 | 11 | 38 | 49 | 34 | 5 | 2 | 0 | 2 | 8 |
| 2012.13 | Vancouver | NHL | 45 | 8 | 14 | 22 | 37 | | | | | |
| VANCOUVER/NHL TOTALS | | | 431 | 51 | 155 | 206 | 237 | 55 | 7 | 20 | 27 | 34 |



2012.13 GAME BY GAME

| | | | | | | | | | |
|---------|--------|-----|------|-------|---------|--------|-----|------|-------|
| Jan. 19 | vs ANA | 1-1 | 2/-1 | 21:04 | Mar. 19 | vs STL | 0-0 | 0/-1 | 24:43 |
| Jan. 20 | vs EDM | 1-0 | 3/1 | 24:40 | Mar. 21 | @ PHX | 0-1 | 4/1 | 24:11 |
| Jan. 23 | vs CGY | 0-0 | 7/1 | 24:45 | Mar. 23 | @ LA | SUS | | |
| Jan. 25 | @ ANA | 0-1 | 1/0 | 20:46 | Mar. 24 | @ COL | SUS | | |
| Jan. 27 | @ SJ | 0-0 | 1/-2 | 25:41 | Mar. 26 | vs CBJ | 0-0 | 2/0 | 23:45 |
| Jan. 28 | @ LA | 0-1 | 2/0 | 24:52 | Mar. 28 | vs COL | 0-0 | 1/1 | 21:01 |
| Jan. 30 | vs COL | 0-1 | 2/0 | 23:28 | Mar. 30 | @ EDM | 0-0 | 1/-1 | 22:20 |
| Feb. 1 | vs CHI | 1-0 | 3/1 | 24:02 | Apr. 1 | @ SJ | 0-0 | 3/-1 | 25:02 |
| Feb. 4 | @ EDM | 0-0 | 4/-1 | 26:02 | Apr. 4 | vs EDM | 0-0 | 1/0 | 21:19 |
| Feb. 7 | @ MIN | 0-1 | 1/2 | 20:59 | Apr. 6 | vs CGY | 1-0 | 4/2 | 21:32 |
| Feb. 9 | vs CGY | 0-1 | 3/-1 | 20:56 | Apr. 8 | vs PHX | 0-0 | 4/1 | 22:39 |
| Feb. 12 | vs MIN | 0-0 | 2/0 | 24:25 | Apr. 10 | @ CGY | 0-0 | 2/-1 | 23:17 |
| Feb. 15 | vs DAL | 0-0 | 1/-1 | 23:02 | Apr. 13 | @ COL | 0-1 | 2/0 | 22:44 |
| Feb. 17 | vs STL | 0-1 | 2/-1 | 27:00 | Apr. 15 | @ NSH | 0-1 | 3/0 | 22:23 |
| Feb. 19 | @ CHI | 1-0 | 1/1 | 25:42 | Apr. 16 | @ STL | 1-0 | 2/-1 | 24:14 |
| Feb. 21 | @ DAL | 0-1 | 0/0 | 21:57 | Apr. 18 | @ DAL | 0-0 | 4/-3 | 25:39 |
| Feb. 22 | @ NSH | 0-0 | 0/0 | 24:14 | Apr. 20 | vs DET | 1-0 | 3/0 | 27:17 |
| Feb. 24 | @ DET | 0-0 | 2/1 | 22:15 | Apr. 22 | vs CHI | 0-0 | 0/1 | 24:43 |
| Feb. 26 | vs PHX | 0-0 | 1/-1 | 24:22 | Apr. 25 | vs ANA | 0-0 | 4/-1 | 24:37 |
| Mar. 2 | vs LA | 0-0 | 3/1 | 23:45 | Apr. 27 | @ EDM | DND | | |
| Mar. 3 | @ CGY | 0-0 | 3/0 | 23:17 | | | | | |
| Mar. 5 | vs SJ | 0-0 | 8/-2 | 28:34 | | | | | |
| Mar. 7 | @ CBJ | 0-0 | 6/-2 | 26:01 | | | | | |
| Mar. 10 | @ MIN | 0-0 | 2/-1 | 24:04 | | | | | |
| Mar. 12 | @ CBJ | 0-0 | 4/0 | 27:48 | | | | | |
| Mar. 14 | vs NSH | 1-1 | 2/3 | 22:03 | | | | | |
| Mar. 16 | vs DET | 0-2 | 3/0 | 22:42 | | | | | |
| Mar. 18 | vs MIN | 0-0 | 4/0 | 23:18 | | | | | |



#5

DEFENCE SHOOTS LEFT 6'2" 216 LBS WHITE ROCK, BC NOV. 13, 1984

JASON GARRISON

2012.13 HIGHLIGHTS

MOST GOALS IN A GAME 1

EIGHT TIMES – LATEST APR. 25/13 vs ANA

MOST ASSISTS IN A GAME 2

APR. 4/13 vs EDM

MOST POINTS IN A GAME 2

APR. 4/13 vs EDM: 0-2-2

HAT TRICKS 0

GAME-WINNING GOALS 2

LATEST APR. 15/13 at NSH

POWER PLAY GOALS 3

LATEST APR. 25/13 vs ANA

SHORTHANDED GOALS 0

OVERTIME POINTS 0-0-0

SHOOTOUT RECORD 0/0

0 GDG

PENALTY SHOT RECORD 0/0




2012.13 SEASON IN REVIEW

Collected 16 points (8-8-16) and 28 penalty minutes in 47 games in his first season with the Canucks...Averaged 21:41 TOI per game, ranking fourth on the Canucks in this category...Finished tied for eighth among NHL defencemen in goal scoring (8)...Ranked fourth on the team with 58 blocked shots...Led all Canucks in goal scoring against the Avalanche with his third goal of the season series, Apr. 13/13 at COL...Collected two assists for the second time in his career, Apr. 4/13 vs EDM...Had a season high four hits, Mar. 30/13 at EDM...Appeared in his 200th career game, Feb. 7/13 at MIN...Recorded first point as a Canuck with the game-winning goal Jan. 30/13 vs COL...Made Canucks debut collecting two hits Jan. 19/13 vs ANA.

CAREER HIGHLIGHTS

Will be making his Canucks playoff debut...Made his NHL playoff debut in 2012 with the Florida Panthers...Registered three points (1-2-3) and 12 hits in four playoff games in 2012...Made his professional playoff debut with the AHL Rochester Americans in 2010...Led all Americans defencemen and finished second on the team overall in scoring with nine points (2-7-9) in seven games played.

| SEASON | CLUB | LEA | REGULAR SEASON | | | | | PLAYOFFS | | | | |
|-------------------------|------------------|------------|----------------|-----------|-----------|-----------|------------|----------|----------|----------|----------|----------|
| | | | GP | G | A | PTS | PIM | GP | G | A | PTS | PIM |
| 2003.04 | Nanaimo | BCHL | 52 | 7 | 20 | 27 | 31 | 24 | 3 | 10 | 13 | 12 |
| 2004.05 | Nanaimo | BCHL | 57 | 22 | 40 | 62 | 42 | - | - | - | - | - |
| 2005.06 | Minnesota-Duluth | NCAA | 40 | 3 | 9 | 12 | 26 | - | - | - | - | - |
| 2006.07 | Minnesota-Duluth | NCAA | 21 | 1 | 2 | 3 | 16 | - | - | - | - | - |
| 2007.08 | Minnesota-Duluth | NCAA | 26 | 5 | 9 | 14 | 26 | - | - | - | - | - |
| 2008.09 | Florida | NHL | 1 | 0 | 0 | 0 | 0 | - | - | - | - | - |
| | Rochester | AHL | 75 | 8 | 27 | 35 | 68 | - | - | - | - | - |
| 2009.10 | Florida | NHL | 39 | 2 | 6 | 8 | 23 | - | - | - | - | - |
| | Rochester | AHL | 38 | 3 | 16 | 19 | 33 | 7 | 2 | 7 | 9 | 12 |
| 2010.11 | Florida | NHL | 73 | 5 | 13 | 18 | 26 | - | - | - | - | - |
| 2011.12 | Florida | NHL | 77 | 16 | 17 | 33 | 32 | 4 | 1 | 2 | 3 | 0 |
| 2012.13 | Vancouver | NHL | 47 | 8 | 8 | 16 | 28 | - | - | - | - | - |
| VANCOUVER TOTALS | | | 47 | 8 | 8 | 16 | 28 | - | - | - | - | - |
| NHL TOTALS | | | 237 | 31 | 44 | 75 | 109 | 4 | 1 | 2 | 3 | 0 |



2012.13 GAME BY GAME

| | | | | | | | | | |
|---------|--------|---------|------|-------|---------|--------|---------|------|-------|
| Jan. 19 | vs ANA | 0-0 | 3/-1 | 20:53 | Mar. 19 | vs STL | 0-0 | 0/2 | 21:34 |
| Jan. 20 | vs EDM | 0-0 | 1/2 | 24:15 | Mar. 21 | @ PHX | 0-0 | 2/0 | 23:22 |
| Jan. 23 | vs CGY | 0-0 | 2/1 | 23:55 | Mar. 23 | @ LA | 0-0 | 2/0 | 19:43 |
| Jan. 25 | @ ANA | 0-0 | 3/1 | 23:05 | Mar. 24 | @ COL | 1-0 | 4/0 | 18:12 |
| Jan. 27 | @ SJ | 0-0 | 1/-1 | 21:33 | Mar. 26 | vs CBJ | 0-0 | 3/0 | 25:29 |
| Jan. 28 | @ LA | 0-0 | 0/0 | 22:35 | Mar. 28 | vs COL | 0-0 | 1/3 | 20:17 |
| Jan. 30 | vs COL | 1-0 (W) | 1/2 | 20:34 | Mar. 30 | @ EDM | 0-0 | 5/-1 | 20:49 |
| Feb. 1 | vs CHI | 0-0 | 2/-1 | 21:51 | Apr. 1 | @ SJ | 0-0 | 0/1 | 21:04 |
| Feb. 4 | @ EDM | 0-0 | 3/0 | 22:54 | Apr. 4 | vs EDM | 0-2 | 1/2 | 21:24 |
| Feb. 7 | @ MIN | 0-1 | 1/1 | 19:49 | Apr. 6 | vs CGY | 0-1 | 2/1 | 20:33 |
| Feb. 9 | vs CGY | 0-0 | 0/3 | 18:46 | Apr. 8 | vs PHX | 0-0 | 2/1 | 23:04 |
| Feb. 12 | vs MIN | 0-0 | 2/0 | 21:29 | Apr. 10 | @ CGY | 0-1 | 2/0 | 20:27 |
| Feb. 15 | vs DAL | 0-0 | 0/0 | 21:26 | Apr. 13 | @ COL | 1-0 | 6/-1 | 23:02 |
| Feb. 17 | vs STL | 0-0 | 1/0 | 21:42 | Apr. 15 | @ NSH | 1-0 (W) | 2/2 | 19:08 |
| Feb. 19 | @ CHI | 0-0 | 3/-1 | 20:49 | Apr. 16 | @ STL | 0-0 | 2/0 | 25:09 |
| Feb. 21 | @ DAL | 1-0 | 3/0 | 17:34 | Apr. 18 | @ DAL | 0-0 | 1/1 | 23:19 |
| Feb. 22 | @ NSH | 0-0 | 1/0 | 20:09 | Apr. 20 | vs DET | 0-0 | 2/-1 | 26:20 |
| Feb. 24 | @ DET | 0-0 | 0/0 | 20:44 | Apr. 22 | vs CHI | 0-1 | 5/1 | 24:32 |
| Feb. 26 | vs PHX | 1-0 | 5/0 | 21:22 | Apr. 25 | vs ANA | 1-0 | 2/0 | 19:06 |
| Mar. 2 | vs LA | 0-0 | 2/3 | 18:23 | Apr. 27 | @ EDM | DND | | |
| Mar. 3 | @ CGY | 0-0 | 1/-2 | 23:48 | | | | | |
| Mar. 5 | vs SJ | 0-0 | 3/1 | 21:32 | | | | | |
| Mar. 7 | @ CBJ | 0-0 | 1/1 | 24:54 | | | | | |
| Mar. 10 | @ MIN | 0-1 | 0/-1 | 23:35 | | | | | |
| Mar. 12 | @ CBJ | 1-0 | 3/1 | 25:07 | | | | | |
| Mar. 14 | vs NSH | 0-0 | 1/0 | 20:42 | | | | | |
| Mar. 16 | vs DET | 0-0 | 3/-1 | 19:51 | | | | | |
| Mar. 18 | vs MIN | 0-1 | 4/-1 | 19:45 | | | | | |



#2

DEFENCE SHOOTS LEFT 6'0" 202 LBS SMITHERS, BC DEC. 13, 1982

DAN HAMHUIS

2012.13 HIGHLIGHTS

MOST GOALS IN A GAME 1

FOUR TIMES – LATEST APR. 8/13 vs PHX

MOST ASSISTS IN A GAME 1

20 TIMES – LATEST APR. 22/13 vs CHI

MOST POINTS IN A GAME 2

MAR. 2/13 vs LA: 1-1-2

HAT TRICKS 0

GAME-WINNING GOALS 0

POWER PLAY GOALS 0

SHORTHANDED GOALS 1


APR. 8/13 vs PHX

OVERTIME POINTS 0-0-0

SHOOTOUT RECORD 0/0

0 GDG

PENALTY SHOT RECORD 0/0




2012.13 SEASON IN REVIEW

Collected 24 points (4-20-24) and 12 penalty minutes in 47 games in his third season with the Canucks...Averaged 23:23 TOI per game, ranking second on the Canucks in this category...Led Canucks defencemen in scoring (4-20-24) and ranked tied for 20th in the League amongst defencemen...Ranked second on the team with 63 blocked shots and sixth with 20 takeaways...Received the Walter (Babe) Pratt Trophy as the Canucks most outstanding defenceman, as voted by fans...Registered a career high six-game scoring streak, registering six points (2-4-6) including a short-handed goal, Apr. 4-15/13...Posted a season-high five hits in a single game, Apr. 13/13 at COL...Had a three-game scoring streak, registering three assists Feb. 19-22/13... Scored Vancouver's first goal of the 2012.13 campaign, Jan. 19/13 vs ANA.

CAREER HIGHLIGHTS

Has played in 52 career playoff games, collecting 18 points (2-16-18) over the course of seven post-season runs with Vancouver and Nashville...Led all Canucks defencemen and finished tied for second on the Canucks in scoring in the 2012 playoffs, registering three assists...Finished the 2011 playoffs with six points (1-5-6) in 19 games including a career high three assists in a single playoff game, May 18/11 vs SJ...Appeared in six playoff games with Nashville in 2010, registering two assists and leading the Predators in hits with 18...Played in six playoff games in 2008, registering two points (1-1-2), six penalty minutes and finishing second on the team in hits with 16... Established a two-game scoring streak, Apr. 14-16/08 (1-1-2)...Recorded his first goal in the playoffs, on the power play, in Game 4 of the Western Conference Quarter-Finals against DET...Appeared in five playoff games in 2007, recording an assist and finishing second on the team in hits with 16...Registered two points (0-2-2) and 11 hits in five playoff games in 2006, ranking third on the team in average ice time (19:41)...Made his NHL playoff debut in 2004, recording two assists in six playoff games to tie for fifth on the team in playoff scoring...Represented Canada at the 2009 World Championships (silver), 2008 World Championships (silver), 2007 World Championships (gold), 2006 World Championships (led all Canadian defencemen in scoring with 1-4-5), 2002 World Junior Championships (silver) and 2001 World Junior Championships (bronze).

| SEASON | CLUB | LEA | REGULAR SEASON | | | | | PLAYOFFS | | | | |
|-------------------------|------------------|------------|----------------|-----------|------------|------------|------------|-----------|----------|-----------|-----------|-----------|
| | | | GP | G | A | PTS | PIM | GP | G | A | PTS | PIM |
| 1998.99 | Prince George | WHL | 56 | 1 | 3 | 4 | 45 | 7 | 1 | 2 | 3 | 8 |
| 1999.00 | Prince George | WHL | 70 | 10 | 23 | 33 | 140 | 13 | 2 | 3 | 5 | 35 |
| 2000.01 | Prince George | WHL | 62 | 13 | 46 | 60 | 125 | 6 | 2 | 3 | 5 | 15 |
| 2001.02 | Prince George | WHL | 59 | 10 | 50 | 60 | 135 | 7 | 0 | 5 | 5 | 16 |
| 2002.03 | Milwaukee | AHL | 68 | 6 | 21 | 27 | 81 | 6 | 0 | 3 | 3 | 2 |
| 2003.04 | Nashville | NHL | 80 | 7 | 19 | 26 | 57 | 6 | 0 | 2 | 2 | 6 |
| 2004.05 | Milwaukee | AHL | 76 | 13 | 38 | 51 | 85 | 7 | 0 | 2 | 2 | 10 |
| 2005.06 | Nashville | NHL | 82 | 7 | 31 | 38 | 70 | 5 | 0 | 2 | 2 | 2 |
| 2006.07 | Nashville | NHL | 81 | 6 | 14 | 20 | 66 | 5 | 0 | 1 | 1 | 2 |
| 2007.08 | Nashville | NHL | 80 | 4 | 23 | 27 | 66 | 6 | 1 | 1 | 2 | 6 |
| 2008.09 | Nashville | NHL | 82 | 3 | 23 | 26 | 67 | – | – | – | – | – |
| 2009.10 | Nashville | NHL | 78 | 5 | 19 | 24 | 49 | 6 | 0 | 2 | 2 | 2 |
| 2010.11 | Vancouver | NHL | 64 | 6 | 17 | 23 | 34 | 19 | 1 | 5 | 6 | 6 |
| 2011.12 | Vancouver | NHL | 82 | 4 | 32 | 36 | 46 | 5 | 0 | 3 | 3 | 6 |
| 2012.13 | Vancouver | NHL | 47 | 4 | 20 | 24 | 12 | | | | | |
| VANCOUVER TOTALS | | | 193 | 14 | 69 | 83 | 92 | 24 | 1 | 7 | 8 | 8 |
| NHL TOTALS | | | 676 | 46 | 198 | 244 | 467 | 52 | 2 | 16 | 18 | 30 |



2012.13 GAME BY GAME

| | | | | | | | | | |
|---------|--------|-----|------|-------|---------|--------|-----|------|-------|
| Jan. 19 | vs ANA | 1-0 | 1/-1 | 20:27 | Mar. 19 | vs STL | 0-1 | 0/2 | 21:47 |
| Jan. 20 | vs EDM | 0-0 | 1/-1 | 24:39 | Mar. 21 | @ PHX | 0-0 | 2/0 | 24:50 |
| Jan. 23 | vs CGY | 0-1 | 1/-1 | 23:33 | Mar. 23 | @ LA | 0-0 | 0/0 | 23:11 |
| Jan. 25 | @ ANA | 0-1 | 1/0 | 19:27 | Mar. 24 | @ COL | 0-0 | 3/0 | 26:43 |
| Jan. 27 | @ SJ | 0-0 | 1/0 | 21:31 | Mar. 26 | vs CBJ | 0-0 | 1/0 | 24:29 |
| Jan. 28 | @ LA | 0-1 | 2/0 | 23:09 | Mar. 28 | vs COL | 0-1 | 0/3 | 22:07 |
| Jan. 30 | vs COL | 0-1 | 0/0 | 22:08 | Mar. 30 | @ EDM | 0-0 | 0/-1 | 22:04 |
| Feb. 1 | vs CHI | 0-0 | 1/0 | 27:21 | Apr. 1 | @ SJ | 0-0 | 1/1 | 24:16 |
| Feb. 4 | @ EDM | 0-0 | 2/1 | 26:10 | Apr. 4 | vs EDM | 0-1 | 0/2 | 21:25 |
| Feb. 7 | @ MIN | 0-1 | 2/2 | 22:54 | Apr. 6 | vs CGY | 1-0 | 1/0 | 23:12 |
| Feb. 9 | vs CGY | 0-0 | 2/-1 | 21:16 | Apr. 8 | vs PHX | 1-0 | 1/1 | 23:05 |
| Feb. 12 | vs MIN | 0-1 | 1/0 | 22:06 | Apr. 10 | @ CGY | 0-1 | 1/3 | 23:09 |
| Feb. 15 | vs DAL | 0-0 | 2/0 | 21:09 | Apr. 13 | @ COL | 0-1 | 1/-1 | 22:59 |
| Feb. 17 | vs STL | 0-0 | 1/-1 | 22:30 | Apr. 15 | @ NSH | 0-1 | 2/2 | 22:52 |
| Feb. 19 | @ CHI | 0-1 | 1/0 | 23:39 | Apr. 16 | @ STL | 0-0 | 1/0 | 28:33 |
| Feb. 21 | @ DAL | 0-1 | 0/0 | 21:35 | Apr. 18 | @ DAL | 0-0 | 3/0 | 22:08 |
| Feb. 22 | @ NSH | 0-1 | 1/1 | 26:10 | Apr. 20 | vs DET | 0-1 | 0/-1 | 26:51 |
| Feb. 24 | @ DET | 0-0 | 2/-1 | 24:12 | Apr. 22 | vs CHI | 0-1 | 3/1 | 24:40 |
| Feb. 26 | vs PHX | 0-0 | 3/0 | 22:37 | Apr. 25 | vs ANA | 0-0 | 1/0 | 19:00 |
| Mar. 2 | vs LA | 1-1 | 2/3 | 21:21 | Apr. 27 | @ EDM | DND | | |
| Mar. 3 | @ CGY | 0-0 | 3/-2 | 22:55 | | | | | |
| Mar. 5 | vs SJ | 0-1 | 2/2 | 23:29 | | | | | |
| Mar. 7 | @ CBJ | 0-1 | 1/1 | 24:50 | | | | | |
| Mar. 10 | @ MIN | 0-0 | 1/-1 | 25:40 | | | | | |
| Mar. 12 | @ CBJ | 0-0 | 3/0 | 26:09 | | | | | |
| Mar. 14 | vs NSH | 0-0 | 1/-2 | 23:41 | | | | | |
| Mar. 16 | vs DET | 0-0 | 1/-1 | 25:04 | | | | | |
| Mar. 18 | vs MIN | 0-0 | 1/-1 | 22:17 | | | | | |



#36

RIGHT WING SHOOTS RIGHT 6'1" 192 LBS HERLEV, DENMARK MAR. 15, 1986

JANNIK HANSEN

2012.13 HIGHLIGHTS

MOST GOALS IN A GAME **1**

10 TIMES – LATEST APR. 22/13 vs CHI

MOST ASSISTS IN A GAME **2**

THREE TIMES – LATEST APR. 1/13 at SJ

MOST POINTS IN A GAME **3**

MAR. 14/13 vs NSH: 1-2-3

HAT TRICKS **0**

GAME-WINNING GOALS **2**

LATEST MAR. 14/13 vs NSH

POWER PLAY GOALS **1**

APR. 22/13 vs CHI

SHORTHANDED GOALS **0**

OVERTIME POINTS **0-0-0**

SHOOTOUT RECORD **0/1**

0 GDG

PENALTY SHOT RECORD **0/1**

MAR. 16/13 vs DET (Howard)



2012.13 SEASON IN REVIEW

Appeared in 47 games, collecting 27 points (10-17-27) in his sixth NHL season... Ranked tied for fourth on the team in goal scoring with 10 goals... Ranked second amongst Canucks forwards in average shorthanded time on ice per game (2:10)... Was the recipient of the Most Exciting Player Award and the Fred J. Hume Award (Canucks unsung hero), as voted by the fans... Notched his first NHL power play goal, Apr. 22/13 vs CHI... Played his 300th NHL game, collecting an assist, Mar. 21/13 at PHX... Collected points in three consecutive games (1-2-3), Mar. 19-23/13... Registered a career-high three point game (1-2-3), including the game-winner Mar. 14/13 vs NSH... Collected a season high goal scoring streak, tying his career best, with three goals in three consecutive games (3-2-5), Mar. 2-5/13... Had a season high five hits, Feb. 19/13 at CHI... Scored the game-winning goal, Feb. 12/13 vs MIN... Collected two assists in a game for the seventh time in his career in the Canucks season opener, Jan. 19/13 vs ANA.

CAREER HIGHLIGHTS

Has appeared in 54 NHL playoff games, recording 14 points (5-9-14)... Registered a goal and 14 penalty minutes in five games against the LA Kings in 2012... Registered nine points (3-6-9) in 25 playoff games in 2011 and established a three-game assist streak, May 15-20/11... Collected three points (1-2-3) in 12 playoff games with Vancouver in 2010... Played in two playoff games for the Canucks in 2009... Appeared in six playoff games for Manitoba recording four points (2-2-4) in 2007.08... Made NHL debut during the 2007 playoffs against Dallas, recording one point (0-1-1) and four penalty minutes in 10 games... Recorded 13 points (7-6-13) in 12 playoff games for Portland of the WHL in 2005.06... Represented Denmark in the 2004, 2006 and 2008 World Championships appearing in a total of 16 games recording six points (4-2-6) and eight penalty minutes.

| SEASON | CLUB | LEA | REGULAR SEASON | | | | | PLAYOFFS | | | | |
|-----------------------------|------------------|------------|----------------|-----------|-----------|------------|------------|-----------|----------|----------|-----------|-----------|
| | | | GP | G | A | PTS | PIM | GP | G | A | PTS | PIM |
| 2003.04 | Rodovre | DEN | 35 | 12 | 7 | 19 | 48 | - | - | - | - | - |
| 2004.05 | Rodovre | DEN | 32 | 17 | 17 | 34 | 40 | 5 | 3 | 1 | 4 | 24 |
| 2005.06 | Portland | WHL | 62 | 24 | 40 | 64 | 67 | 12 | 7 | 6 | 13 | 16 |
| 2006.07 | Vancouver | NHL | - | - | - | - | - | 10 | 0 | 1 | 1 | 4 |
| | Manitoba | AHL | 72 | 12 | 22 | 34 | 38 | 6 | 0 | 0 | 0 | 2 |
| 2007.08 | Vancouver | NHL | 5 | 0 | 0 | 0 | 2 | - | - | - | - | - |
| | Manitoba | AHL | 50 | 21 | 22 | 43 | 22 | 6 | 2 | 2 | 4 | 0 |
| 2008.09 | Vancouver | NHL | 55 | 6 | 15 | 21 | 37 | 2 | 0 | 0 | 0 | 0 |
| | Manitoba | AHL | 2 | 1 | 0 | 1 | 2 | - | - | - | - | - |
| 2009.10 | Vancouver | NHL | 47 | 9 | 6 | 15 | 18 | 12 | 1 | 2 | 3 | 4 |
| | Manitoba | AHL | 5 | 0 | 2 | 2 | 5 | - | - | - | - | - |
| 2010.11 | Vancouver | NHL | 82 | 9 | 20 | 29 | 32 | 25 | 3 | 6 | 9 | 18 |
| 2011.12 | Vancouver | NHL | 82 | 16 | 23 | 39 | 34 | 5 | 1 | 0 | 1 | 14 |
| 2012.13 | Vancouver | NHL | 47 | 10 | 17 | 27 | 8 | - | - | - | - | - |
| VANCOUVER/NHL TOTALS | | | 318 | 50 | 81 | 131 | 131 | 54 | 5 | 9 | 14 | 40 |



2012.13 GAME BY GAME

| | | | | | | | | | |
|---------|--------|---------|------|-------|---------|--------|-----|------|-------|
| Jan. 19 | vs ANA | 0-2 | 2/0 | 19:19 | Mar. 19 | vs STL | 1-0 | 5/0 | 17:25 |
| Jan. 20 | vs EDM | 0-0 | 1/0 | 18:42 | Mar. 21 | @ PHX | 0-1 | 2/2 | 17:29 |
| Jan. 23 | vs CGY | 0-0 | 2/0 | 17:40 | Mar. 23 | @ LA | 0-1 | 2/1 | 16:45 |
| Jan. 25 | @ ANA | 0-0 | 3/1 | 14:32 | Mar. 24 | @ COL | 0-0 | 0/1 | 17:07 |
| Jan. 27 | @ SJ | 0-1 | 2/1 | 16:38 | Mar. 26 | vs CBJ | 0-0 | 4/0 | 20:25 |
| Jan. 28 | @ LA | 0-0 | 0/0 | 19:21 | Mar. 28 | vs COL | 0-0 | 1/1 | 18:02 |
| Jan. 30 | vs COL | 0-0 | 4/1 | 15:39 | Mar. 30 | @ EDM | 0-0 | 0/0 | 19:00 |
| Feb. 1 | vs CHI | 0-0 | 2/-1 | 18:22 | Apr. 1 | @ SJ | 0-2 | 3/2 | 20:48 |
| Feb. 4 | @ EDM | 1-1 | 4/2 | 18:14 | Apr. 4 | vs EDM | 0-1 | 0/1 | 19:43 |
| Feb. 7 | @ MIN | 1-0 | 3/1 | 13:31 | Apr. 6 | vs CGY | 0-0 | 0/0 | 17:19 |
| Feb. 9 | vs CGY | 0-0 | 4/1 | 17:40 | Apr. 8 | vs PHX | 0-0 | 2/0 | 19:20 |
| Feb. 12 | vs MIN | 1-0 (W) | 5/1 | 15:46 | Apr. 10 | @ CGY | 0-0 | 0/0 | 14:24 |
| Feb. 15 | vs DAL | 0-0 | 1/-2 | 13:43 | Apr. 13 | @ COL | 1-0 | 4/1 | 19:44 |
| Feb. 17 | vs STL | 0-0 | 0/-2 | 17:16 | Apr. 15 | @ NSH | 0-1 | 0/1 | 17:10 |
| Feb. 19 | @ CHI | 0-0 | 3/0 | 19:53 | Apr. 16 | @ STL | 0-0 | 2/-1 | 21:51 |
| Feb. 21 | @ DAL | SUS | | | Apr. 18 | @ DAL | 0-1 | 3/1 | 18:56 |
| Feb. 22 | @ NSH | 0-0 | 2/0 | 17:09 | Apr. 20 | vs DET | 0-0 | 0/-1 | 20:05 |
| Feb. 24 | @ DET | 0-0 | 2/-2 | 14:44 | Apr. 22 | vs CHI | 1-0 | 3/0 | 18:36 |
| Feb. 26 | vs PHX | 0-0 | 2/1 | 15:57 | Apr. 25 | vs ANA | 0-0 | 2/-1 | 14:10 |
| Mar. 2 | vs LA | 1-1 | 1/3 | 16:25 | Apr. 27 | @ EDM | 0-1 | 3/-2 | 17:09 |
| Mar. 3 | @ CGY | 1-1 | 1/2 | 16:52 | | | | | |
| Mar. 5 | vs SJ | 1-0 | 4/1 | 19:15 | | | | | |
| Mar. 7 | @ CBJ | 0-0 | 4/-1 | 17:06 | | | | | |
| Mar. 10 | @ MIN | 0-0 | 2/-2 | 16:14 | | | | | |
| Mar. 12 | @ CBJ | 0-1 | 2/1 | 18:15 | | | | | |
| Mar. 14 | vs NSH | 1-2 (W) | 2/2 | 13:35 | | | | | |
| Mar. 16 | vs DET | 0-0 | 2/-1 | 19:56 | | | | | |
| Mar. 18 | vs MIN | 0-0 | 3/-1 | 17:52 | | | | | |



#20

LEFT WING SHOOTS LEFT 6'0" 193 LBS SMITHTOWN, NY JUN. 2, 1983

CHRIS HIGGINS



2012.13 HIGHLIGHTS

MOST GOALS IN A GAME **1**

10 TIMES – LATEST APR. 4/13 vs EDM

MOST ASSISTS IN A GAME **1**

FIVE TIMES – LATEST APR. 1/13 at SJ

MOST POINTS IN A GAME **2**

APR. 1/13 at SJ : 1-1-2

HAT TRICKS **0**

GAME-WINNING GOALS **1**

FEB. 7/13 at MIN

POWER PLAY GOALS **0**

SHORTHANDED GOALS **0**

OVERTIME POINTS **0-0-0**

SHOOTOUT RECORD **2/3**

0 GDG

PENALTY SHOT RECORD **0/0**


2012.13 SEASON IN REVIEW

Appeared in 41 games, recording 15 points in his third season with the Canucks... Ranked tied for fourth for goals on the team with 10... Ranked first on the team for most takeaways with 36... Had a season high seven shots on goal, Apr. 8/13 vs PHX... Registered a goal and six shots, Apr. 4/13 vs EDM... Re-signed with the Canucks to a four year deal, Apr. 2/13... Collected two points (1-1-2), two block shots, was +2 and had four shots on goal, Apr. 1/13 at SJ... Registered his 250th career point with a goal, Mar. 10/13 at MIN... Achieved a four-game scoring streak, collecting four points (3-1-4), Feb. 24–Mar. 3/13... Scored goals in consecutive games on three occasions, Apr. 1-4/13, Mar. 2-3/13 and Feb. 7-9/13... Scored a goal in his 500th NHL game, Feb. 24/13 at DET... Scored the game-winning goal, Feb. 7/13 at MIN.

CAREER HIGHLIGHTS

Has appeared in 52 career playoff games, collecting 19 points (10-9-19) over the span of five post-season runs with Vancouver and Montreal... Collected 10 hits and 11 shots in five games against the LA Kings in 2012... Recorded eight points (4-4-8) in 25 games in his first playoff year with the Canucks in 2011... Tied the club record for most game-winning goals in a playoff year with three in 2011... Tied for team lead in goals scored and third in points with the Montreal Canadiens in the 2009 playoffs, recording two goals in four games played... Finished fourth on the Canadiens in hits with seven in four games played in 2009... Recorded five points (3-2-5) and 23 hits in 12 games played in the 2008 playoffs with the Canadiens... Finished fourth in team scoring with four points (1-3-4) in six playoff games with Montreal in the 2006 playoffs... Led the AHL Hamilton Bulldogs in playoff goals, registering six points (3-3-6) in four AHL playoff games with Hamilton in 2005... Tied for Hamilton team lead in playoff goals (three) in 2004 AHL playoffs... Recorded six points (3-3-6) in seven games for the United States at the 2002.03 World Junior Championships... Led Team USA in scoring with six points (4-2-6) at the 2001.02 World Junior Championships.

| SEASON | CLUB | LEA | REGULAR SEASON | | | | | PLAYOFFS | | | | |
|-------------------------|-------------------|------------|----------------|------------|------------|------------|------------|-----------|-----------|----------|-----------|----------|
| | | | GP | G | A | PTS | PIM | GP | G | A | PTS | PIM |
| 2001.02 | Yale University | ECAC | 27 | 14 | 17 | 31 | 32 | - | - | - | - | - |
| 2002.03 | Yale University | ECAC | 28 | 20 | 21 | 41 | 41 | - | - | - | - | - |
| 2003.04 | Montreal | NHL | 2 | 0 | 0 | 0 | 0 | - | - | - | - | - |
| | Hamilton | AHL | 67 | 21 | 27 | 48 | 18 | 10 | 3 | 2 | 5 | 0 |
| 2004.05 | Hamilton | AHL | 76 | 28 | 23 | 51 | 33 | 4 | 3 | 3 | 6 | 4 |
| 2005.06 | Montreal | NHL | 80 | 23 | 15 | 38 | 26 | 6 | 1 | 3 | 4 | 0 |
| 2006.07 | Montreal | NHL | 61 | 22 | 16 | 38 | 26 | - | - | - | - | - |
| 2007.08 | Montreal | NHL | 82 | 27 | 25 | 52 | 22 | 12 | 3 | 2 | 5 | 2 |
| 2008.09 | Montreal | NHL | 57 | 12 | 11 | 23 | 22 | 4 | 2 | 0 | 2 | 2 |
| 2009.10 | NY Rangers | NHL | 55 | 6 | 8 | 14 | 32 | - | - | - | - | - |
| | Calgary | NHL | 12 | 2 | 1 | 3 | 0 | - | - | - | - | - |
| 2010.11 | Vancouver | NHL | 14 | 2 | 3 | 5 | 6 | 25 | 4 | 4 | 8 | 2 |
| | Florida | NHL | 48 | 11 | 12 | 23 | 10 | - | - | - | - | - |
| 2011.12 | Vancouver | NHL | 71 | 18 | 26 | 44 | 16 | 5 | 0 | 0 | 0 | 2 |
| 2012.13 | Vancouver | NHL | 41 | 10 | 5 | 15 | 10 | - | - | - | - | - |
| VANCOUVER TOTALS | | | 126 | 30 | 34 | 64 | 32 | 30 | 4 | 4 | 8 | 4 |
| NHL TOTALS | | | 523 | 133 | 122 | 255 | 170 | 52 | 10 | 9 | 19 | 8 |



2012.13 GAME BY GAME

| | | | | | | | | | |
|---------|--------|---------|------|-------|---------|--------|-----|------|-------|
| Jan. 19 | vs ANA | 0-1 | 3/0 | 15:11 | Mar. 19 | vs STL | 0-0 | 0/-2 | 16:10 |
| Jan. 20 | vs EDM | 0-0 | 1/0 | 16:00 | Mar. 21 | @ PHX | INJ | | |
| Jan. 23 | vs CGY | 0-0 | 1/0 | 15:18 | Mar. 23 | @ LA | 0-0 | 0/0 | 17:05 |
| Jan. 25 | @ ANA | 0-0 | 1/0 | 15:28 | Mar. 24 | @ COL | 0-0 | 1/-1 | 20:25 |
| Jan. 27 | @ SJ | 0-0 | 0/1 | 12:43 | Mar. 26 | vs CBJ | 0-0 | 1/0 | 15:53 |
| Jan. 28 | @ LA | 0-1 | 5/0 | 17:56 | Mar. 28 | vs COL | 1-0 | 1/1 | 17:25 |
| Jan. 30 | vs COL | 0-0 | 1/1 | 13:44 | Mar. 30 | @ EDM | 0-0 | 1/-1 | 15:55 |
| Feb. 1 | vs CHI | 0-0 | 1/-1 | 18:05 | Apr. 1 | @ SJ | 1-1 | 4/2 | 19:13 |
| Feb. 4 | @ EDM | 0-1 | 3/0 | 13:23 | Apr. 4 | vs EDM | 1-0 | 6/1 | 19:11 |
| Feb. 7 | @ MIN | 1-0 (W) | 1/1 | 15:47 | Apr. 6 | vs CGY | 0-0 | 1/1 | 16:46 |
| Feb. 9 | vs CGY | 1-0 | 3/0 | 15:32 | Apr. 8 | vs PHX | 0-0 | 7/0 | 18:10 |
| Feb. 12 | vs MIN | 0-0 | 2/0 | 14:52 | Apr. 10 | @ CGY | INJ | | |
| Feb. 15 | vs DAL | 1-0 | 1/-1 | 16:38 | Apr. 13 | @ COL | INJ | | |
| Feb. 17 | vs STL | 0-0 | 1/-1 | 15:24 | Apr. 15 | @ NSH | INJ | | |
| Feb. 19 | @ CHI | 0-0 | 0/-1 | 13:28 | Apr. 16 | @ STL | INJ | | |
| Feb. 21 | @ DAL | 0-0 | 1/-1 | 16:32 | Apr. 18 | @ DAL | INJ | | |
| Feb. 22 | @ NSH | 0-0 | 3/0 | 17:07 | Apr. 20 | vs DET | INJ | | |
| Feb. 24 | @ DET | 1-0 | 2/-1 | 15:07 | Apr. 22 | vs CHI | 0-0 | 2/0 | 14:37 |
| Feb. 26 | vs PHX | 0-1 | 5/1 | 16:49 | Apr. 25 | vs ANA | 0-0 | 4/0 | 14:03 |
| Mar. 2 | vs LA | 1-0 | 1/1 | 17:06 | Apr. 27 | @ EDM | 0-0 | 3/-1 | 16:34 |
| Mar. 3 | @ CGY | 1-0 | 1/2 | 16:00 | | | | | |
| Mar. 5 | vs SJ | 0-0 | 3/1 | 18:03 | | | | | |
| Mar. 7 | @ CBJ | 0-0 | 0/-1 | 17:00 | | | | | |
| Mar. 10 | @ MIN | 1-0 | 3/0 | 16:26 | | | | | |
| Mar. 12 | @ CBJ | 0-0 | 1/0 | 20:28 | | | | | |
| Mar. 14 | vs NSH | 0-0 | 0/-1 | 17:05 | | | | | |
| Mar. 16 | vs DET | 0-0 | 1/-3 | 18:15 | | | | | |
| Mar. 18 | vs MIN | 0-0 | 1/-1 | 16:09 | | | | | |



#9

RIGHT WING SHOOTS RIGHT 6'3" 214 LBS WINDSOR, ON JAN. 24, 1991

ZACK KASSIAN

2012.13 HIGHLIGHTS

MOST GOALS IN A GAME **1**

SEVEN TIMES – LATEST APR. 22/13 vs CHI

MOST ASSISTS IN A GAME **1**

FOUR TIMES – LATEST APR. 27/13 at EDM

MOST POINTS IN A GAME **1**

11 TIMES – LATEST APR. 27/13 at EDM: 0-1-1

HAT TRICKS **0**

GAME-WINNING GOALS **1**

APR. 22/13 vs CHI

POWER PLAY GOALS **2**

LATEST JAN. 30/13 vs COL

SHORTHANDED GOALS **0**

OVERTIME POINTS **0-0-0**

SHOOTOUT RECORD **1/3**

1 GDG

PENALTY SHOT RECORD **0/0**




2012.13 SEASON IN REVIEW

Appeared in 39 games, collecting 11 points (7-4-11) in his second season with the Canucks and 21 points (8-13-21) in 29 games with the Chicago Wolves...Established career highs in games played (39), goals (7) and points (11) in his second NHL season...Ranked fourth on the team in hits with 70 and third in penalty minutes (51)... Notched his first career game-winning goal, Apr. 22/13 vs CHI...Logged a season high 14 penalty minutes and added two hits, Apr. 15/13 at NSH...Scored a goal and added five hits, Apr. 4/13 vs EDM...Registered a three-game point streak with (3-0-3), Jan. 20-25/13...Played his 50th career NHL game Jan. 28/13 at LA, logging a career high 19:20 of time on ice...Scored his first NHL power play goal, Jan. 25/13 vs ANA...Scored in regulation then added his first shootout tally, the game-deciding goal, Jan. 23/13 vs CGY.

CAREER HIGHLIGHTS

Recorded five hits in four games in his NHL playoff debut in the 2012 playoffs... Played three AHL playoff games with the Portland Pirates, recording two penalty minutes in 2011...Skated in 44 OHL playoff games over four post-seasons with the Peterborough Petes (1-2-3 in nine games played) and Windsor Spitfires (13-19-32 in 35 games played)...Won the Memorial Cup with the Windsor Spitfires in 2010...Had 16 points (7-9-16) in 19 games played during the 2010 playoff run to help Windsor secure the J. Ross Robertson Cup as OHL champions...Recorded five points (1-4-5) in four Memorial Cup games as Windsor won the Memorial Cup in 2010...Won a silver medal with Team Canada in the 2011 World Junior Hockey Championships held in Buffalo, NY, where he registered three points (2-1-3) and 27 penalty minutes in five games.

| SEASON | CLUB | LEA | REGULAR SEASON | | | | | PLAYOFFS | | | | |
|-------------------------|------------------|------------|----------------|-----------|-----------|-----------|------------|----------|----------|----------|----------|----------|
| | | | GP | G | A | PTS | PIM | GP | G | A | PTS | PIM |
| 2007.08 | Peterborough | OHL | 58 | 9 | 12 | 21 | 74 | 5 | 1 | 0 | 1 | 2 |
| 2008.09 | Peterborough | OHL | 61 | 24 | 39 | 63 | 136 | 4 | 0 | 2 | 2 | 8 |
| 2009.10 | Peterborough | OHL | 33 | 8 | 19 | 27 | 58 | - | - | - | - | - |
| | Windsor | OHL | 5 | 4 | 0 | 4 | 23 | 19 | 7 | 9 | 16 | 38 |
| 2010.11 | Windsor | OHL | 56 | 26 | 51 | 77 | 67 | 16 | 6 | 10 | 16 | 37 |
| | Portland | AHL | - | - | - | - | - | 3 | 0 | 0 | 0 | 2 |
| 2011.12 | Vancouver | NHL | 17 | 1 | 2 | 3 | 31 | 4 | 0 | 0 | 0 | 2 |
| | Buffalo | NHL | 27 | 3 | 4 | 7 | 20 | - | - | - | - | - |
| | Rochester | AHL | 30 | 15 | 11 | 26 | 31 | - | - | - | - | - |
| 2012.13 | Vancouver | NHL | 39 | 7 | 4 | 11 | 51 | - | - | - | - | - |
| | Chicago | AHL | 29 | 8 | 13 | 21 | 61 | - | - | - | - | - |
| VANCOUVER TOTALS | | | 56 | 8 | 6 | 14 | 82 | 4 | 0 | 0 | 0 | 2 |
| NHL TOTALS | | | 83 | 11 | 10 | 21 | 102 | 4 | 0 | 0 | 0 | 2 |



2012.13 GAME BY GAME

| | | | | | | | | | |
|---------|--------|-----|------|-------|---------|--------|---------|------|-------|
| Jan. 19 | vs ANA | 0-0 | 0/-1 | 11:20 | Mar. 19 | vs STL | 0-0 | 1/0 | 2:48 |
| Jan. 20 | vs EDM | 1-0 | 4/1 | 12:42 | Mar. 21 | @ PHX | INJ | | |
| Jan. 23 | vs CGY | 1-0 | 3/0 | 19:14 | Mar. 23 | @ LA | INJ | | |
| Jan. 25 | @ ANA | 1-0 | 2/0 | 16:47 | Mar. 24 | @ COL | INJ | | |
| Jan. 27 | @ SJ | 0-0 | 3/-1 | 14:42 | Mar. 26 | vs CBJ | INJ | | |
| Jan. 28 | @ LA | 1-0 | 2/1 | 19:20 | Mar. 28 | vs COL | INJ | | |
| Jan. 30 | vs COL | 1-0 | 1/0 | 17:37 | Mar. 30 | @ EDM | INJ | | |
| Feb. 1 | vs CHI | 0-1 | 2/1 | 19:02 | Apr. 1 | @ SJ | MIN | | |
| Feb. 4 | @ EDM | 0-0 | 2/0 | 13:30 | Apr. 4 | vs EDM | 1-0 | 3/1 | 15:36 |
| Feb. 7 | @ MIN | 0-0 | 1/1 | 16:01 | Apr. 6 | vs CGY | 0-0 | 0/0 | 13:10 |
| Feb. 9 | vs CGY | 0-0 | 1/0 | 15:33 | Apr. 8 | vs PHX | 0-0 | 1/1 | 12:57 |
| Feb. 12 | vs MIN | 0-1 | 1/0 | 15:38 | Apr. 10 | @ CGY | 0-0 | 0/0 | 13:53 |
| Feb. 15 | vs DAL | 0-0 | 1/-1 | 16:52 | Apr. 13 | @ COL | 0-0 | 1/0 | 12:39 |
| Feb. 17 | vs STL | 0-0 | 0/-1 | 11:03 | Apr. 15 | @ NSH | 0-0 | 1/0 | 12:18 |
| Feb. 19 | @ CHI | 0-0 | 2/-1 | 10:04 | Apr. 16 | @ STL | 0-0 | 0/0 | 12:04 |
| Feb. 21 | @ DAL | 0-1 | 0/0 | 9:08 | Apr. 18 | @ DAL | 0-0 | 2/-2 | 9:10 |
| Feb. 22 | @ NSH | 0-0 | 0/1 | 11:49 | Apr. 20 | vs DET | 0-0 | 0/0 | 13:19 |
| Feb. 24 | @ DET | 0-0 | 2/-2 | 14:47 | Apr. 22 | vs CHI | 1-0 (W) | 2/0 | 8:44 |
| Feb. 26 | vs PHX | 0-0 | 0/-2 | 6:52 | Apr. 25 | vs ANA | 0-0 | 0/0 | 13:23 |
| Mar. 2 | vs LA | 0-0 | 1/0 | 13:31 | Apr. 27 | @ EDM | 0-1 | 2/0 | 15:18 |
| Mar. 3 | @ CGY | 0-0 | 2/0 | 14:24 | | | | | |
| Mar. 5 | vs SJ | 0-0 | 1/0 | 12:17 | | | | | |
| Mar. 7 | @ CBJ | 0-0 | 2/0 | 16:05 | | | | | |
| Mar. 10 | @ MIN | 0-0 | 2/0 | 15:22 | | | | | |
| Mar. 12 | @ CBJ | 0-0 | 0/-1 | 15:01 | | | | | |
| Mar. 14 | vs NSH | 0-0 | 1/-2 | 11:44 | | | | | |
| Mar. 16 | vs DET | INJ | | | | | | | |
| Mar. 18 | vs MIN | INJ | | | | | | | |



#17

CENTRE SHOOTS RIGHT 6'2" 202 LBS LIVONIA, MI AUG. 31, 1984

RYAN KESLER

2012.13 HIGHLIGHTS

MOST GOALS IN A GAME 2

APR. 15/13 at NSH

MOST ASSISTS IN A GAME 2

TWICE – LATEST APR. 10/13 at CGY

MOST POINTS IN A GAME 2

THREE TIMES – LATEST APR. 15/13 at NSH: 2-0-2

HAT TRICKS 0

GAME-WINNING GOALS 1

APR. 8/13 vs PHX

POWER PLAY GOALS 2

LATEST APR. 15/13 at NSH

SHORTHANDED GOALS 0

OVERTIME POINTS 0-0-0

SHOOTOUT RECORD 0/3

0 GDG

PENALTY SHOT RECORD 0/0




2012.13 SEASON IN REVIEW

Appeared in 17 games, collecting 13 points (4-9-13) and 12 penalty minutes...Ranks 15th and third among active Canucks on Vancouver's all-time scoring list with 350 points (157-193-350)...Moved into 20th on the franchise scoring list for assists, registering his 191st assist and passing Greg Adams (190), Apr. 13/13 at COL...Collected five points (2-3-5) in three consecutive games, Apr. 10-15/13...Returned to the lineup after missing 20 games due to injury, recording his 20th career game-winning goal to tie Sami Salo and Stan Smyl in 11th on the franchise GWG scoring list, Apr. 8/13 vs PHX...Notched his first goal of the season on the power play and played a season high 22:49, Feb. 17/13 vs STL...Returned to the lineup after missing 12 games due to injury, notching his first point of the season (0-1-1), collecting a season high four hits and going 9-3 in the face-off circle, Feb. 15/13 vs DAL.

CAREER HIGHLIGHTS

Has played in 53 career playoff games, recording 36 points (10-26-36) and 71 penalty minutes all with Vancouver...Led all forwards in blocked shots (7) and registered three assists, 10 hits and six penalty minutes in five playoff games in the 2012 post-season...Appeared in 25 playoff games for the Canucks in 2011 and registered 19 points (7-12-19)...Collected two game-winning goals in back-to-back games in the Western Conference Semi-Finals against Nashville, May 3-5...Established a six-game scoring streak, recording 12 points (5-7-12), Apr. 30-May 15...Tied a club record for most power play goals in a playoff game (2), May 3 at NSH...Collected 10 points (1-9-10) in 12 playoff games in 2010...Established a four-game scoring streak (1-5-6) in the 2010 WCQF, Apr. 17-23...Registered four points (2-2-4) and 14 penalty minutes in 10 games in the 2009 post-season...Registered his first career playoff point, an assist, Apr. 17/09 vs STL...Made his NHL playoff debut in 2007 with Vancouver...Suffered a hand injury and missed remainder of 2007 post-season, Apr. 11/07 vs DAL...Played in 14 playoff games with Manitoba (AHL) in 2005, recording nine points (4-5-9) and eight penalty minutes...Registered two points (2-0-2) in six games played and won a silver medal with Team USA at the 2010 Winter Olympic Games...Registered three points (3-0-3) in six games played with Team USA at the World Junior Championships in 2004, including the tying goal in USA's 4-3 gold medal win...Played for Team USA Junior National Team in 2002.03...Ranked second in team scoring at 2003 IIHF World Junior with seven points and earned player of the game honours against Czech Republic and Finland...Was a member of the squad that won the IIHF World Under-18 Championship, receiving the Best Player Award...Won a gold medal at the Under-17 Challenge in 2001.02.

| SEASON | CLUB | LEA | REGULAR SEASON | | | | | PLAYOFFS | | | | |
|-----------------------------|------------------|------------|----------------|------------|------------|------------|------------|-----------|-----------|-----------|-----------|-----------|
| | | | GP | G | A | PTS | PIM | GP | G | A | PTS | PIM |
| 2000.01 | USA U-18 | USDP | 26 | 8 | 20 | 28 | 24 | - | - | - | - | - |
| 2001.02 | USA U-18 | USDP | 46 | 11 | 33 | 44 | 23 | - | - | - | - | - |
| 2002.03 | Ohio State | CCHA | 40 | 11 | 20 | 31 | 44 | - | - | - | - | - |
| 2003.04 | Vancouver | NHL | 28 | 2 | 3 | 5 | 16 | - | - | - | - | - |
| | Manitoba | AHL | 33 | 3 | 8 | 11 | 29 | - | - | - | - | - |
| 2004.05 | Manitoba | AHL | 78 | 30 | 27 | 57 | 105 | 14 | 4 | 5 | 9 | 8 |
| 2005.06 | Vancouver | NHL | 82 | 10 | 13 | 23 | 79 | - | - | - | - | - |
| 2006.07 | Vancouver | NHL | 48 | 6 | 10 | 16 | 40 | 1 | 0 | 0 | 0 | 0 |
| 2007.08 | Vancouver | NHL | 80 | 21 | 16 | 37 | 79 | - | - | - | - | - |
| 2008.09 | Vancouver | NHL | 82 | 26 | 33 | 59 | 61 | 10 | 2 | 2 | 4 | 14 |
| 2009.10 | Vancouver | NHL | 82 | 25 | 50 | 75 | 104 | 12 | 1 | 9 | 10 | 4 |
| 2010.11 | Vancouver | NHL | 82 | 41 | 32 | 73 | 66 | 25 | 7 | 12 | 19 | 47 |
| 2011.12 | Vancouver | NHL | 77 | 22 | 27 | 49 | 56 | 5 | 0 | 3 | 3 | 6 |
| 2012.13 | Vancouver | NHL | 17 | 4 | 9 | 13 | 12 | | | | | |
| VANCOUVER/NHL TOTALS | | | 578 | 157 | 193 | 350 | 513 | 53 | 10 | 26 | 36 | 71 |



2012.13 GAME BY GAME

| | | | | | | | | | | | | |
|---------|--------|---------|------|-------|--|--|--|--|--|--|--|--|
| Jan. 19 | vs ANA | INJ | | | | | | | | | | |
| Jan. 20 | vs EDM | INJ | | | | | | | | | | |
| Jan. 23 | vs CGY | INJ | | | | | | | | | | |
| Jan. 25 | @ ANA | INJ | | | | | | | | | | |
| Jan. 27 | @ SJ | INJ | | | | | | | | | | |
| Jan. 28 | @ LA | INJ | | | | | | | | | | |
| Jan. 30 | vs COL | INJ | | | | | | | | | | |
| Feb. 1 | vs CHI | INJ | | | | | | | | | | |
| Feb. 4 | @ EDM | INJ | | | | | | | | | | |
| Feb. 7 | @ MIN | INJ | | | | | | | | | | |
| Feb. 9 | vs CGY | INJ | | | | | | | | | | |
| Feb. 12 | vs MIN | INJ | | | | | | | | | | |
| Feb. 15 | vs DAL | 0-1 | 4/-1 | 17:27 | | | | | | | | |
| Feb. 17 | vs STL | 1-0 | 2/-2 | 22:49 | | | | | | | | |
| Feb. 19 | @ CHI | 0-0 | 5/1 | 21:08 | | | | | | | | |
| Feb. 21 | @ DAL | 0-2 | 2/-1 | 19:39 | | | | | | | | |
| Feb. 22 | @ NSH | 0-0 | 0/0 | 18:13 | | | | | | | | |
| Feb. 24 | @ DET | 0-0 | 0/-1 | 16:36 | | | | | | | | |
| Feb. 26 | vs PHX | 0-1 | 2/0 | 19:07 | | | | | | | | |
| Mar. 2 | vs LA | INJ | | | | | | | | | | |
| Mar. 3 | @ CGY | INJ | | | | | | | | | | |
| Mar. 5 | vs SJ | INJ | | | | | | | | | | |
| Mar. 7 | @ CBJ | INJ | | | | | | | | | | |
| Mar. 10 | @ MIN | INJ | | | | | | | | | | |
| Mar. 12 | @ CBJ | INJ | | | | | | | | | | |
| Mar. 14 | vs NSH | INJ | | | | | | | | | | |
| Mar. 16 | vs DET | INJ | | | | | | | | | | |
| Mar. 18 | vs MIN | INJ | | | | | | | | | | |
| Mar. 19 | vs STL | INJ | | | | | | | | | | |
| Mar. 21 | @ PHX | INJ | | | | | | | | | | |
| Mar. 23 | @ LA | INJ | | | | | | | | | | |
| Mar. 24 | @ COL | INJ | | | | | | | | | | |
| Mar. 26 | vs CBJ | INJ | | | | | | | | | | |
| Mar. 28 | vs COL | INJ | | | | | | | | | | |
| Mar. 30 | @ EDM | INJ | | | | | | | | | | |
| Apr. 1 | @ SJ | INJ | | | | | | | | | | |
| Apr. 4 | vs EDM | INJ | | | | | | | | | | |
| Apr. 6 | vs CGY | INJ | | | | | | | | | | |
| Apr. 8 | vs PHX | 1-0 (W) | 4/1 | 15:51 | | | | | | | | |
| Apr. 10 | @ CGY | 0-2 | 2/0 | 17:46 | | | | | | | | |
| Apr. 13 | @ COL | 0-1 | 1/-2 | 18:05 | | | | | | | | |
| Apr. 15 | @ NSH | 2-0 | 2/1 | 18:07 | | | | | | | | |
| Apr. 16 | @ STL | 0-0 | 2/0 | 22:51 | | | | | | | | |
| Apr. 18 | @ DAL | 0-1 | 1/1 | 19:01 | | | | | | | | |
| Apr. 20 | vs DET | 0-0 | 2/0 | 21:19 | | | | | | | | |
| Apr. 22 | vs CHI | 0-0 | 3/0 | 19:00 | | | | | | | | |
| Apr. 25 | vs ANA | 0-1 | 2/-1 | 19:42 | | | | | | | | |
| Apr. 27 | @ EDM | 0-0 | 2/-1 | 15:29 | | | | | | | | |



#40

CENTRE SHOOTS RIGHT 6'2" 207 LBS SAINT-LÉONARD, QC MAR. 29, 1985

MAXIM LAPIERRE

2012.13 HIGHLIGHTS

MOST GOALS IN A GAME 1

FOUR TIMES – LATEST APR. 13/13 at COL

MOST ASSISTS IN A GAME 1

SIX TIMES – LATEST APR. 6/13 vs CGY

MOST POINTS IN A GAME 2

MAR. 14/13 VS NSH: 1-1-2

HAT TRICKS 0

GAME-WINNING GOALS 1

APR. 10/13 AT CGY

POWER PLAY GOALS 0

SHORTHANDED GOALS 0

OVERTIME POINTS 0-0-0

SHOOTOUT RECORD 2/3

2 GDG

PENALTY SHOT RECORD 0/0




2012.13 SEASON IN REVIEW

Appeared in 48 games, recording 10 points (4-6-10) and 45 penalty minutes in his third season with Vancouver...Ranked first on the team in hits (116)...Averaged 12:35 ice time per game...Went 50.6% in the face-off circle, ranking third on the team for highest winning percentage...Collected a season high nine hits and collected two blocked shots, Apr. 22/13 vs CHI...Scored in back-to-back games Apr. 10-13/13, registering his first game-winning goal of the season, Apr. 10/13 at CGY...Collected assists in back-to-back games, Apr. 4-6/13...Finished 7-1 in the face-off circle, Mar. 28/13 vs COL...Was the lone scorer, breaking a 0-0 tie with the game-deciding goal in the shootout, Mar. 26/13 vs CBJ... Finished 10-2 in the face-off circle and added two hits, Mar. 21/13 at PHX...Collected two points (1-1-2) and was +2, Mar. 14/13 vs NSH...Registered assists in back-to-back games, Feb. 7-9/13...Registered a game-high five hits and added two penalty minutes in the Canucks first game of the season, Jan. 19/13 vs ANA.

CAREER HIGHLIGHTS

Has collected 13 points (6-7-13) in 65 playoff games over the course of five playoff runs with Vancouver and Montreal...Recorded an assist, 16 penalty minutes and a team leading 20 hits in five games against the LA Kings in the 2012 playoffs...Appeared in 25 playoff games in 2011, recording five points (3-2-5)...Notched the game-winning goal of Game 5 of the Stanley Cup Final, June 10/11 vs BOS...Registered four points (3-1-4) and 20 penalty minutes in 19 games in the 2010 playoffs, helping Montreal to the Eastern Conference Final...Averaged 12:20 TOI per game, finished second on the team in faceoff percentage (55.4%) and led the Canadiens in hits with 49 in 2010...Registered the game-winning goal, two penalty minutes and four hits, May 10/10 vs PIT...Collected 26 PIMs and six hits, averaging 14:55 in four playoff games with Montreal in the 2009 playoffs...Made his NHL playoff debut in 2008, registering three assists in 12 playoff games...Collected an assist, five shots and six hits in his NHL playoff debut, Apr. 10/08 vs BOS...Tallied 12 points (6-6-12) and 41 penalty minutes in 22 AHL playoff games with the Hamilton Bulldogs in 2007, winning the Calder Cup...In the Calder Cup Final, collected five points (1-4-5) in five games, including a goal and assist in a 2-1 championship game win against Hershey... Registered four goals in six AHL first round playoff games against Rochester, including two in the series-winning game, Apr. 28/07.

| SEASON | CLUB | LEA | REGULAR SEASON | | | | | PLAYOFFS | | | | |
|-------------------------|------------------|------------|----------------|-----------|-----------|------------|------------|-----------|----------|----------|-----------|------------|
| | | | GP | G | A | PTS | PIM | GP | G | A | PTS | PIM |
| 2001.02 | Montreal | QMJHL | 9 | 2 | 0 | 2 | 2 | - | - | - | - | - |
| 2002.03 | Montreal | QMJHL | 72 | 22 | 21 | 43 | 55 | 7 | 1 | 3 | 4 | 6 |
| 2003.04 | P.E.I. | QMJHL | 67 | 25 | 36 | 61 | 138 | 11 | 7 | 2 | 9 | 14 |
| 2004.05 | P.E.I. | QMJHL | 69 | 25 | 27 | 52 | 139 | - | - | - | - | - |
| 2005.06 | Montreal | NHL | 1 | 0 | 0 | 0 | 0 | - | - | - | - | - |
| | Hamilton | AHL | 73 | 13 | 23 | 36 | 214 | - | - | - | - | - |
| 2006.07 | Montreal | NHL | 46 | 6 | 6 | 12 | 24 | - | - | - | - | - |
| | Hamilton | AHL | 37 | 11 | 13 | 24 | 59 | 22 | 6 | 6 | 12 | 41 |
| 2007.08 | Montreal | NHL | 53 | 7 | 11 | 18 | 60 | 12 | 0 | 3 | 3 | 6 |
| | Hamilton | AHL | 19 | 7 | 7 | 14 | 63 | - | - | - | - | - |
| 2008.09 | Montreal | NHL | 79 | 15 | 13 | 28 | 76 | 4 | 0 | 0 | 0 | 26 |
| 2009.10 | Montreal | NHL | 76 | 7 | 7 | 14 | 61 | 19 | 3 | 1 | 4 | 20 |
| 2010.11 | Vancouver | NHL | 19 | 1 | 0 | 1 | 8 | 25 | 3 | 2 | 5 | 66 |
| | Anaheim | NHL | 21 | 0 | 3 | 3 | 9 | - | - | - | - | - |
| | Montreal | NHL | 38 | 5 | 3 | 8 | 63 | - | - | - | - | - |
| 2011.12 | Vancouver | NHL | 82 | 9 | 10 | 19 | 130 | 5 | 0 | 1 | 1 | 16 |
| 2012.13 | Vancouver | NHL | 48 | 4 | 6 | 10 | 45 | | | | | |
| VANCOUVER TOTALS | | | 149 | 14 | 16 | 30 | 183 | 30 | 3 | 3 | 6 | 82 |
| NHL TOTALS | | | 463 | 54 | 59 | 113 | 476 | 65 | 6 | 7 | 13 | 134 |



2012.13 GAME BY GAME

| | | | | | | | | | |
|---------|--------|-----|------|-------|---------|--------|---------|------|-------|
| Jan. 19 | vs ANA | 0-0 | 1/0 | 14:54 | Mar. 19 | vs STL | 0-0 | 1/-1 | 15:54 |
| Jan. 20 | vs EDM | 0-0 | 1/1 | 15:07 | Mar. 21 | @ PHX | 0-0 | 1/0 | 10:57 |
| Jan. 23 | vs CGY | 0-0 | 1/0 | 11:28 | Mar. 23 | @ LA | 0-0 | 1/0 | 12:39 |
| Jan. 25 | @ ANA | 0-0 | 1/0 | 12:20 | Mar. 24 | @ COL | 0-0 | 0/0 | 10:52 |
| Jan. 27 | @ SJ | 0-0 | 0/0 | 8:34 | Mar. 26 | vs CBJ | 0-0 | 2/0 | 11:22 |
| Jan. 28 | @ LA | 0-0 | 0/0 | 8:46 | Mar. 28 | vs COL | 0-0 | 3/1 | 13:56 |
| Jan. 30 | vs COL | 1-0 | 2/1 | 12:46 | Mar. 30 | @ EDM | 0-0 | 2/-1 | 12:57 |
| Feb. 1 | vs CHI | 0-0 | 1/0 | 13:13 | Apr. 1 | @ SJ | 0-0 | 0/0 | 14:21 |
| Feb. 4 | @ EDM | 0-0 | 1/0 | 12:10 | Apr. 4 | vs EDM | 0-1 | 1/1 | 12:57 |
| Feb. 7 | @ MIN | 0-1 | 0/1 | 15:31 | Apr. 6 | vs CGY | 0-1 | 1/1 | 11:21 |
| Feb. 9 | vs CGY | 0-1 | 1/1 | 15:41 | Apr. 8 | vs PHX | 0-0 | 1/0 | 8:29 |
| Feb. 12 | vs MIN | 0-0 | 1/0 | 15:06 | Apr. 10 | @ CGY | 1-0 (W) | 3/1 | 12:44 |
| Feb. 15 | vs DAL | 0-0 | 1/0 | 10:54 | Apr. 13 | @ COL | 1-0 | 3/-1 | 11:08 |
| Feb. 17 | vs STL | 0-0 | 0/0 | 9:51 | Apr. 15 | @ NSH | 0-0 | 2/0 | 13:06 |
| Feb. 19 | @ CHI | 0-0 | 3/0 | 10:39 | Apr. 16 | @ STL | 0-0 | 0/0 | 8:13 |
| Feb. 21 | @ DAL | 0-0 | 1/-1 | 12:24 | Apr. 18 | @ DAL | 0-0 | 2/-1 | 11:26 |
| Feb. 22 | @ NSH | 0-1 | 2/1 | 12:38 | Apr. 20 | vs DET | 0-0 | 0/0 | 8:30 |
| Feb. 24 | @ DET | 0-0 | 1/0 | 11:40 | Apr. 22 | vs CHI | 0-0 | 1/-1 | 15:37 |
| Feb. 26 | vs PHX | 0-0 | 2/-2 | 8:46 | Apr. 25 | vs ANA | 0-0 | 1/-1 | 11:28 |
| Mar. 2 | vs LA | 0-0 | 1/0 | 15:54 | Apr. 27 | @ EDM | 0-0 | 2/-4 | 18:00 |
| Mar. 3 | @ CGY | 0-0 | 0/-1 | 15:36 | | | | | |
| Mar. 5 | vs SJ | 0-0 | 0/0 | 14:37 | | | | | |
| Mar. 7 | @ CBJ | 0-0 | 2/0 | 15:50 | | | | | |
| Mar. 10 | @ MIN | 0-0 | 0/-1 | 14:09 | | | | | |
| Mar. 12 | @ CBJ | 0-0 | 0/0 | 7:55 | | | | | |
| Mar. 14 | vs NSH | 1-1 | 2/2 | 13:07 | | | | | |
| Mar. 16 | vs DET | 0-0 | 2/-1 | 14:02 | | | | | |
| Mar. 18 | vs MIN | 0-0 | 0/-1 | 15:00 | | | | | |



#1

GOALTENDER CATCHES LEFT 6'3" 205 LBS MONTREAL, QC APR. 4, 1979

ROBERTO LUONGO

2012.13 HIGHLIGHTS

MOST SHOTS FACED 41

APR. 10/13 at CGY

MOST SAVES IN A GAME 40

APR. 10/13 at CGY


SHUTOUTS 2

LATEST FEB. 22/13 at NSH

SHOOTOUT RECORD 2-3

PENALTY SHOT RECORD 1/1

FEB. 4/13 at EDM (Hall)



2012.13 SEASON IN REVIEW

Appeared in 20 games in net, posting a record of 9-6-3, two shutouts and 2.56 goals-against average...Ranks 17th in League history and second among active goaltenders in wins (747)...Sits 15th all-time and second among active goaltenders in career shutouts (35)...Has appeared in 747 games, ranking 19th in League history for most games played by a goaltender...Holds the franchise record for most wins (233) and shutouts (35)...Played in his 400th game with Vancouver, Mar. 16/13 vs DET...Posted his second shutout of the season and 62nd of his career Feb. 22/13 at NSH, tying Toronto's Turk Broda in 15th on the all-time list...Established a four-game winning streak, Jan. 30-Feb. 12/13, recording a shutout and allowing just four goals against.

CAREER HIGHLIGHTS

Has appeared in 61 career playoff games, posting a record of 32-29 and a GAA of 2.53...Played two playoff games in 2012...Posted a record of 15-10, four shutouts, and a 2.56 goals against average in the 2011 Stanley Cup Playoffs...In 2011, tied Canucks franchise records for most wins (15) and shutouts (4) by a goaltender in a play-off year...Appeared in 12 games during the 2010 Stanley Cup Playoffs, collecting six wins...Posted a record of 6-4, one shutout and a 2.52 GAA in the Canucks 2009 playoff run...Recorded his first career playoff shutout, Apr. 17/09 vs STL...Made NHL playoff debut with the Canucks in 2006.07...Set a League record for most shots faced by a goaltender and most shots faced in his first playoff game (76), tying for the second highest number of saves all-time (72)...Posted a GAA of 1.77 and a record of 5-7 in 12 playoff games...Played in the franchise's longest game in playoff history at 138:06 minutes...Backstopped Canada to a gold medal in the 2010 Winter Olympic Games...Played for Team Canada at the 2006 Winter Olympic Games...Appeared in two games with Team Canada in the World Championships in 2005, posting a 1-0-1 record, 40 saves and one shutout...Won a gold medal with Team Canada at the 2004 World Hockey Championships...Helped Canada win the 2004 World Cup of Hockey, posting a 1-0 record, making 37 saves and recording a .925 save percentage...Won gold medal with Team Canada at the 2003 World Championships in Finland, stopping 37 of 39 shots in the Final...Appeared in six playoff games with Lowell (AHL) in 1999.00, recording a 3-3 record with a 3.01 GAA...Won a silver medal at the 1999 World Junior Championships for Team Canada, posting a 4-2-1 record with a 1.92 GAA and a .942 save percentage...Led Acadie-Bathurst (QMJHL) to a Quebec League title in 1998.99...Won the QMJHL Title with Val d'Or.

REGULAR SEASON

PLAYOFFS

| SEASON | CLUB | LEA | GPI | W | L | T/OT | MIN | GA | SO | GAA | PCT | GPI | W | L | MIN | GA | SO | GAA |
|-------------------------|---------------------|------------|------------|------------|------------|-----------|---------------|--------------|-----------|-------------|-------------|-----------|-----------|-----------|--------------|------------|----------|-------------|
| 1995.96 | Val d'Or | QMJHL | 23 | 6 | 11 | 4 | 1,201 | 74 | 0 | 3.70 | - | 3 | 0 | 1 | 68 | 5 | 0 | 4.41 |
| 1996.97 | Val d'Or | QMJHL | 60 | 32 | 22 | 2 | 3,305 | 171 | 2 | 3.10 | - | 13 | 8 | 5 | 777 | 44 | 0 | 3.40 |
| 1997.98 | Val d'Or | QMJHL | 54 | 27 | 20 | 5 | 3,046 | 157 | 7 | 3.09 | .908 | 17 | 14 | 3 | 1019 | 37 | 2 | 2.18 |
| 1998.99 | Val d'Or | QMJHL | 21 | 6 | 10 | 2 | 1,176 | 77 | 1 | 3.93 | .902 | - | - | - | - | - | - | - |
| | Acadie-Bathurst | QMJHL | 22 | 14 | 7 | 1 | 1,340 | 74 | 0 | 3.31 | .914 | 23 | 16 | 6 | 1400 | 64 | 0 | 2.74 |
| 1999.00 | NY Islanders | NHL | 24 | 7 | 14 | 1 | 1,292 | 70 | 1 | 3.25 | .904 | - | - | - | - | - | - | - |
| | Lowell | AHL | 26 | 10 | 12 | 4 | 1,517 | 74 | 1 | 2.93 | .908 | 6 | 3 | 3 | 359 | 18 | 0 | 3.01 |
| 2000.01 | Florida | NHL | 47 | 12 | 24 | 7 | 2,628 | 107 | 5 | 2.44 | .920 | - | - | - | - | - | - | - |
| | Louisville | AHL | 3 | 1 | 2 | 0 | 178 | 10 | 0 | 3.38 | .917 | - | - | - | - | - | - | - |
| 2001.02 | Florida | NHL | 58 | 16 | 33 | 4 | 3,030 | 140 | 4 | 2.77 | .915 | - | - | - | - | - | - | - |
| 2002.03 | Florida | NHL | 65 | 20 | 34 | 7 | 3,627 | 164 | 6 | 2.71 | .918 | - | - | - | - | - | - | - |
| 2003.04 | Florida | NHL | 72 | 25 | 33 | 14 | 4,252 | 172 | 7 | 2.43 | .931 | - | - | - | - | - | - | - |
| 2004.05 | Did Not Play | | | | | | | | | | | | | | | | | |
| 2005.06 | Florida | NHL | 75 | 35 | 30 | 9 | 4,305 | 213 | 4 | 2.97 | .914 | - | - | - | - | - | - | - |
| 2006.07 | Vancouver | NHL | 76 | 47 | 22 | 6 | 4,490 | 171 | 5 | 2.29 | .921 | 12 | 5 | 7 | 847 | 25 | 0 | 1.77 |
| 2007.08 | Vancouver | NHL | 73 | 35 | 29 | 9 | 4,233 | 168 | 6 | 2.38 | .917 | - | - | - | - | - | - | - |
| 2008.09 | Vancouver | NHL | 54 | 33 | 13 | 7 | 3,181 | 124 | 9 | 2.34 | .920 | 10 | 6 | 4 | 618 | 26 | 1 | 2.52 |
| 2009.10 | Vancouver | NHL | 68 | 40 | 22 | 4 | 3,899 | 167 | 4 | 2.57 | .913 | 12 | 6 | 6 | 707 | 38 | 0 | 3.22 |
| 2010.11 | Vancouver | NHL | 60 | 38 | 15 | 7 | 3,590 | 126 | 4 | 2.11 | .928 | 25 | 15 | 10 | 1,427 | 61 | 4 | 2.56 |
| 2011.12 | Vancouver | NHL | 55 | 31 | 14 | 8 | 3,162 | 127 | 5 | 2.41 | .919 | 2 | 0 | 2 | 117 | 7 | 0 | 3.59 |
| 2012.13 | Vancouver | NHL | 20 | 9 | 6 | 3 | 1,197 | 51 | 2 | 2.56 | .907 | - | - | - | - | - | - | - |
| VANCOUVER TOTALS | | | 406 | 233 | 121 | 44 | 23,752 | 934 | 35 | 2.36 | .983 | 61 | 32 | 29 | 3,717 | 157 | 5 | 2.53 |
| NHL TOTALS | | | 747 | 348 | 289 | 86 | 42,887 | 1,800 | 62 | 2.52 | .919 | 61 | 32 | 29 | 3,717 | 157 | 5 | 2.53 |



2012.13 GAME BY GAME

| | | | | | | | | | |
|---------|--------|------|---|----|---------|--------|------|---|----|
| Jan. 19 | vs ANA | 2/12 | | 33 | Mar. 19 | vs STL | DNP | | |
| Jan. 20 | vs EDM | 2/32 | O | 65 | Mar. 21 | @ PHX | DNP | | |
| Jan. 23 | vs CGY | DNP | | | Mar. 23 | @ LA | DNP | | |
| Jan. 25 | @ ANA | DNP | | | Mar. 24 | @ COL | DNP | | |
| Jan. 27 | @ SJ | DNP | | | Mar. 26 | vs CBJ | DNP | | |
| Jan. 28 | @ LA | 2/28 | O | 65 | Mar. 28 | vs COL | DNP | | |
| Jan. 30 | vs COL | 0/24 | W | 60 | Mar. 30 | @ EDM | 2/22 | | 58 |
| Feb. 1 | vs CHI | 1/28 | W | 65 | Apr. 1 | @ SJ | DNP | | |
| Feb. 4 | @ EDM | 2/25 | W | 65 | Apr. 4 | vs EDM | DNP | | |
| Feb. 7 | @ MIN | DNP | | | Apr. 6 | vs CGY | DNP | | |
| Feb. 9 | vs CGY | DNP | | | Apr. 8 | vs PHX | DNP | | |
| Feb. 12 | vs MIN | 1/26 | W | 60 | Apr. 10 | @ CGY | 1/41 | W | 60 |
| Feb. 15 | vs DAL | DNP | | | Apr. 13 | @ COL | DNP | | |
| Feb. 17 | vs STL | 3/23 | O | 65 | Apr. 15 | @ NSH | 2/38 | W | 60 |
| Feb. 19 | @ CHI | DNP | | | Apr. 16 | @ STL | DNP | | |
| Feb. 21 | @ DAL | DNP | | | Apr. 18 | @ DAL | DNP | | |
| Feb. 22 | @ NSH | 0/23 | W | 60 | Apr. 20 | vs DET | DNP | | |
| Feb. 24 | @ DET | 8/28 | L | 60 | Apr. 22 | vs CHI | DNP | | |
| Feb. 26 | vs PHX | DNP | | | Apr. 25 | vs ANA | 2/29 | L | 59 |
| Mar. 2 | vs LA | DNP | | | Apr. 27 | @ EDM | 7/37 | L | 60 |
| Mar. 3 | @ CGY | 3/24 | L | 59 | | | | | |
| Mar. 5 | vs SJ | DNP | | | | | | | |
| Mar. 7 | @ CBJ | DNP | | | | | | | |
| Mar. 10 | @ MIN | DNP | | | | | | | |
| Mar. 12 | @ CBJ | 1/27 | W | 65 | | | | | |
| Mar. 14 | vs NSH | 4/33 | W | 60 | | | | | |
| Mar. 16 | vs DET | 5/26 | L | 60 | | | | | |
| Mar. 18 | vs MIN | 3/25 | L | 58 | | | | | |



#13

RIGHT WING SHOOTS RIGHT 6'1" 195 LBS MISSISSAUGA, ON APR. 26, 1984

STEVE PINIZZOTTO

2012.13 HIGHLIGHTS

MOST GOALS IN A GAME 0

MOST ASSISTS IN A GAME 0

MOST POINTS IN A GAME 0

HAT TRICKS 0

GAME-WINNING GOALS 0

POWER PLAY GOALS 0

SHORTHANDED GOALS 0

OVERTIME POINTS 0-0-0

SHOOTOUT RECORD 0/0

0 GDG

PENALTY SHOT RECORD 0/0




2012.13 SEASON IN REVIEW

Collected 29 penalty minutes in 12 games with the Canucks in his first NHL season and 12 points (4-8-12) with the Chicago Wolves in 24 games...Averaged 9:59 TOI per game...Recorded a season high five hits and three shots on goal, Apr. 18/13 at DAL...Registered four hits for the second consecutive game, Mar. 16/13 vs DET...Made his NHL debut collecting five penalty minutes and four hits, Mar. 14/13 vs NSH...Dressed in 24 games with the AHL Chicago Wolves, recording 29 penalty minutes...Registered two goals and three shots, Nov. 6/12 at Charlotte...Collected his first point with the Wolves, an assist, Oct. 14/12 vs Rockford...Made his Chicago Wolves debut Oct. 13/12 vs Rockford.

CAREER HIGHLIGHTS

Will be making his NHL playoff debut...In 2010 playoffs, helped the AHL Hershey Bears to their second consecutive Calder Cup championship, finishing tied for third on the team in penalty minutes (33)...Was a member of the Calder Cup winning Hershey Bears in 2009...Finished second on the Bears in penalty minutes in the 2009 playoffs, collecting 28 penalty minutes in 21 playoff games...Scored his first AHL playoff goal, Apr. 18/09 at PHI...Made his AHL playoff debut Apr. 16/08 vs Wilkes-Barre/Scranton Penguins.

| SEASON | CLUB | LEA | REGULAR SEASON | | | | | PLAYOFFS | | | | |
|-----------------------------|------------------|------------|----------------|----------|----------|----------|-----------|----------|---|---|-----|-----|
| | | | GP | G | A | PTS | PIM | GP | G | A | PTS | PIM |
| 2000.01 | Oakville | OPJHL | 5 | 2 | 1 | 3 | 2 | - | - | - | - | - |
| 2001.02 | Oakville | OPJHL | 34 | 10 | 16 | 26 | 40 | - | - | - | - | - |
| 2002.03 | Oakville | OPJHL | 44 | 16 | 24 | 40 | 152 | - | - | - | - | - |
| 2003.04 | Oakville | OPJHL | 3 | 17 | 34 | 51 | 177 | - | - | - | - | - |
| 2004.05 | Oakville | OPJHL | 48 | 33 | 62 | 95 | 86 | - | - | - | - | - |
| 2005.06 | R.I.T. | NCAA | 20 | 7 | 6 | 13 | 32 | - | - | - | - | - |
| 2006.07 | R.I.T. | NCAA | 34 | 13 | 31 | 44 | 76 | - | - | - | - | - |
| | Hershey | AHL | 5 | 0 | 0 | 0 | 4 | - | - | - | - | - |
| 2007.08 | South Carolina | ECHL | 40 | 15 | 17 | 32 | 58 | 10 | 1 | 2 | 3 | 34 |
| | Hershey | AHL | 23 | 0 | 4 | 4 | 12 | 5 | 0 | 0 | 0 | 13 |
| 2008.09 | Hershey | AHL | 45 | 4 | 7 | 11 | 61 | 21 | 3 | 2 | 5 | 28 |
| | South Carolina | ECHL | 11 | 4 | 6 | 10 | 19 | - | - | - | - | - |
| 2009.10 | Hershey | AHL | 69 | 13 | 28 | 41 | 124 | 21 | 5 | 3 | 8 | 33 |
| 2010.11 | Hershey | AHL | 68 | 17 | 25 | 42 | 178 | 6 | 0 | 2 | 4 | 6 |
| 2012.13 | Vancouver | NHL | 12 | 0 | 0 | 0 | 29 | - | - | - | - | - |
| | Chicago | AHL | 24 | 4 | 8 | 12 | 29 | - | - | - | - | - |
| VANCOUVER/NHL TOTALS | | | 12 | 0 | 0 | 0 | 29 | - | - | - | - | - |



2012.13 GAME BY GAME

| | | | | | | | |
|---------|--------|-----|---------|--------|-----|------|-------|
| Jan. 19 | vs ANA | MIN | Mar. 19 | vs STL | 0-0 | 1/-1 | 11:53 |
| Jan. 20 | vs EDM | MIN | Mar. 21 | @ PHX | INJ | | |
| Jan. 23 | vs CGY | MIN | Mar. 23 | @ LA | INJ | | |
| Jan. 25 | @ ANA | MIN | Mar. 24 | @ COL | INJ | | |
| Jan. 27 | @ SJ | MIN | Mar. 26 | vs CBJ | INJ | | |
| Jan. 28 | @ LA | MIN | Mar. 28 | vs COL | 0-0 | 0/0 | 15:19 |
| Jan. 30 | vs COL | MIN | Mar. 30 | @ EDM | 0-0 | 0/-1 | 13:50 |
| Feb. 1 | vs CHI | MIN | Apr. 1 | @ SJ | 0-0 | 0/-1 | 4:33 |
| Feb. 4 | @ EDM | MIN | Apr. 4 | vs EDM | 0-0 | 0/0 | 7:11 |
| Feb. 7 | @ MIN | MIN | Apr. 6 | vs CGY | DND | | |
| Feb. 9 | vs CGY | MIN | Apr. 8 | vs PHX | DND | | |
| Feb. 12 | vs MIN | MIN | Apr. 10 | @ CGY | DND | | |
| Feb. 15 | vs DAL | MIN | Apr. 13 | @ COL | DND | | |
| Feb. 17 | vs STL | MIN | Apr. 15 | @ NSH | 0-0 | 0/0 | 9:05 |
| Feb. 19 | @ CHI | MIN | Apr. 16 | @ STL | DND | | |
| Feb. 21 | @ DAL | MIN | Apr. 18 | @ DAL | 0-0 | 3/0 | 7:28 |
| Feb. 22 | @ NSH | MIN | Apr. 20 | vs DET | 0-0 | 0/0 | 4:20 |
| Feb. 24 | @ DET | MIN | Apr. 22 | vs CHI | DND | | |
| Feb. 26 | vs PHX | MIN | Apr. 25 | vs ANA | DND | | |
| Mar. 2 | vs LA | MIN | Apr. 27 | @ EDM | 0-0 | 3/-2 | 12:02 |
| Mar. 3 | @ CGY | MIN | | | | | |
| Mar. 5 | vs SJ | MIN | | | | | |
| Mar. 7 | @ CBJ | MIN | | | | | |
| Mar. 10 | @ MIN | MIN | | | | | |
| Mar. 12 | @ CBJ | MIN | | | | | |
| Mar. 14 | vs NSH | 0-0 | 1/0 | 11:01 | | | |
| Mar. 16 | vs DET | 0-0 | 0/0 | 10:17 | | | |
| Mar. 18 | vs MIN | 0-0 | 1/-1 | 12:55 | | | |



#21

LEFT WING SHOOTS LEFT 6'0" 182 LBS COCHRANE, AB SEPT. 17, 1985

MASON RAYMOND

2012.13 HIGHLIGHTS

MOST GOALS IN A GAME **2**

JAN. 25/13 at ANA

MOST ASSISTS IN A GAME **1**

12 TIMES – LATEST APR. 27/13 at EDM

MOST POINTS IN A GAME **2**

FOUR TIMES – LATEST MAR. 14/13 vs NSH: 1-1-2

HAT TRICKS **0**

GAME-WINNING GOALS **1**

MAR. 23/13 at LA

POWER PLAY GOALS **4**

LATEST FEB. 17/13 vs STL

SHORTHANDED GOALS **0**

OVERTIME POINTS **0-0-0**

SHOOTOUT RECORD **1/3**

1 GDG

PENALTY SHOT RECORD **0/0**




2012.13 SEASON IN REVIEW

Collected 22 points (10-12-22) and 16 penalty minutes in 46 games in his sixth season with the Canucks...Ranked tied for fourth for most goals (10) on the Canucks...Averaged 15:49 TOI per game...Had a four-game scoring streak, collecting four points (2-2-4), Mar. 19-24/13...Scored the lone goal in a 1-0 victory and added three hits, Mar. 23/13 at LA...Compiled a career best four-game assists streak, collecting five points (1-4-5), Feb. 4-12/13...Tallied two goals on three shots, Jan. 25/13 at ANA.

CAREER HIGHLIGHTS

Has played in 51 career playoff games, recording 16 points (7-9-16) and 14 penalty minutes over the span of four post-season appearances with Vancouver...Registered an assist in five playoff games against LA in the 2012 playoffs...Appeared in 24 games in the 2011 playoffs, recording eight points (2-6-8)...Collected four points (3-1-4) in the 2010 playoffs, including the game-winning goal in the first game of the Western Conference Semi-Final, May 1/10 at CHI...Made his NHL playoff debut with the Canucks in 2009, recording three points (2-1-3) in 10 playoff games...Notched his first career playoff goal in Game 3 of the 2009 Western Conference Semi-Final, May 5/09 at CHI...Recorded his first career playoff point in Game 1 of the 2009 Western Conference Semi-Final, Apr. 30/09 vs CHI...Joined the Manitoba Moose (AHL) following the NCAA season for the 2007 playoffs...Skated in 13 playoff games with Manitoba in 2007, recording one assist.

| SEASON | CLUB | LEA | REGULAR SEASON | | | | | PLAYOFFS | | | | |
|-----------------------------|------------------------|------------|----------------|-----------|-----------|------------|------------|-----------|----------|----------|-----------|-----------|
| | | | GP | G | A | PTS | PIM | GP | G | A | PTS | PIM |
| 2003.04 | Camrose | AJHL | 57 | 27 | 35 | 62 | 32 | - | - | - | - | - |
| 2004.05 | Camrose | AJHL | 55 | 41 | 41 | 82 | 80 | 15 | 8 | 12 | 20 | - |
| 2005.06 | U. of Minnesota-Duluth | NCAA | 40 | 11 | 17 | 28 | 30 | - | - | - | - | - |
| 2006.07 | U. of Minnesota-Duluth | NCAA | 39 | 14 | 32 | 46 | 45 | - | - | - | - | - |
| | Manitoba | AHL | 11 | 2 | 2 | 4 | 6 | 13 | 0 | 1 | 1 | 0 |
| 2007.08 | Vancouver | NHL | 49 | 9 | 12 | 21 | 2 | - | - | - | - | - |
| | Manitoba | AHL | 20 | 7 | 10 | 17 | 6 | - | - | - | - | - |
| 2008.09 | Vancouver | NHL | 72 | 11 | 12 | 23 | 24 | 10 | 2 | 1 | 3 | 2 |
| 2009.10 | Vancouver | NHL | 82 | 25 | 28 | 53 | 48 | 12 | 3 | 1 | 4 | 6 |
| 2010.11 | Vancouver | NHL | 70 | 15 | 24 | 39 | 10 | 24 | 2 | 6 | 8 | 6 |
| 2011.12 | Vancouver | NHL | 55 | 10 | 10 | 20 | 18 | 5 | 0 | 1 | 1 | 0 |
| 2012.13 | Vancouver | NHL | 46 | 10 | 12 | 22 | 16 | | | | | |
| VANCOUVER/NHL TOTALS | | | 374 | 80 | 98 | 178 | 118 | 51 | 7 | 9 | 16 | 14 |



2012.13 GAME BY GAME

| | | | | | | | | | |
|---------|--------|-----|------|-------|---------|--------|---------|------|-------|
| Jan. 19 | vs ANA | 0-0 | 2/-1 | 13:28 | Mar. 19 | vs STL | 0-1 | 1/1 | 17:39 |
| Jan. 20 | vs EDM | 0-0 | 1/1 | 16:29 | Mar. 21 | @ PHX | 0-1 | 2/2 | 17:33 |
| Jan. 23 | vs CGY | 1-0 | 5/0 | 15:19 | Mar. 23 | @ LA | 1-0 (W) | 3/1 | 17:21 |
| Jan. 25 | @ ANA | 2-0 | 3/1 | 17:45 | Mar. 24 | @ COL | 1-0 | 6/1 | 15:59 |
| Jan. 27 | @ SJ | 0-0 | 0/0 | 15:29 | Mar. 26 | vs CBJ | 0-0 | 2/0 | 18:21 |
| Jan. 28 | @ LA | 0-0 | 3/0 | 14:46 | Mar. 28 | vs COL | 0-0 | 1/0 | 16:13 |
| Jan. 30 | vs COL | 0-0 | 0/0 | 14:48 | Mar. 30 | @ EDM | 0-0 | 1/-1 | 15:05 |
| Feb. 1 | vs CHI | 0-0 | 3/1 | 12:50 | Apr. 1 | @ SJ | INJ | | |
| Feb. 4 | @ EDM | 0-1 | 3/1 | 18:45 | Apr. 4 | vs EDM | INJ | | |
| Feb. 7 | @ MIN | 1-1 | 1/1 | 15:14 | Apr. 6 | vs CGY | 0-0 | 1/1 | 14:37 |
| Feb. 9 | vs CGY | 0-1 | 2/1 | 15:07 | Apr. 8 | vs PHX | 0-1 | 1/1 | 13:54 |
| Feb. 12 | vs MIN | 0-1 | 2/1 | 14:48 | Apr. 10 | @ CGY | 1-0 | 3/0 | 16:58 |
| Feb. 15 | vs DAL | 0-0 | 2/-2 | 14:45 | Apr. 13 | @ COL | 0-0 | 1/-1 | 14:17 |
| Feb. 17 | vs STL | 1-0 | 2/-2 | 16:39 | Apr. 15 | @ NSH | 0-1 | 1/0 | 16:20 |
| Feb. 19 | @ CHI | 0-0 | 0/0 | 15:46 | Apr. 16 | @ STL | 0-0 | 0/0 | 15:15 |
| Feb. 21 | @ DAL | 0-0 | 2/0 | 16:53 | Apr. 18 | @ DAL | 0-0 | 2/-3 | 15:13 |
| Feb. 22 | @ NSH | 0-0 | 2/0 | 14:45 | Apr. 20 | vs DET | 0-0 | 0/0 | 17:58 |
| Feb. 24 | @ DET | 0-0 | 0/-1 | 16:17 | Apr. 22 | vs CHI | 0-0 | 2/0 | 17:15 |
| Feb. 26 | vs PHX | 0-0 | 0/-1 | 15:22 | Apr. 25 | vs ANA | 0-0 | 1/-1 | 14:24 |
| Mar. 2 | vs LA | 1-1 | 1/3 | 15:25 | Apr. 27 | @ EDM | 0-1 | 0/-2 | 15:12 |
| Mar. 3 | @ CGY | 0-0 | 1/1 | 15:31 | | | | | |
| Mar. 5 | vs SJ | 0-1 | 1/1 | 18:44 | | | | | |
| Mar. 7 | @ CBJ | 0-0 | 1/-1 | 15:40 | | | | | |
| Mar. 10 | @ MIN | 0-0 | 2/-2 | 14:06 | | | | | |
| Mar. 12 | @ CBJ | 0-0 | 7/1 | 16:30 | | | | | |
| Mar. 14 | vs NSH | 1-1 | 1/3 | 15:32 | | | | | |
| Mar. 16 | vs DET | 0-0 | 1/-2 | 17:05 | | | | | |
| Mar. 18 | vs MIN | 0-0 | 3/-1 | 14:34 | | | | | |



#15

CENTRE SHOOTS LEFT 5'9" 184 LBS OTTAWA, ON MAY 4, 1983

DEREK ROY

2012.13 HIGHLIGHTS

MOST GOALS IN A GAME 1

SEVEN TIMES – LATEST APR. 27/13 at EDM

MOST ASSISTS IN A GAME 2

THREE TIMES – LATEST MAR. 25/13 vs MIN

MOST POINTS IN A GAME 3

MAR. 3/13 vs STL: 1-2-3

HAT TRICKS 0

GAME-WINNING GOALS 1

MAR. 3/13 vs STL

POWER PLAY GOALS 2

LATEST APR. 27/13 at EDM

SHORTHANDED GOALS 0

OVERTIME POINTS 0-1-1

SHOOTOUT RECORD 0/2

0 GDG

PENALTY SHOT RECORD 0/0




2012.13 SEASON IN REVIEW

Collected 28 points (7-21-28) and six penalty minutes in 42 games with the Canucks and Dallas Stars...Recorded six points (3-3-6) in 12 games with Vancouver...Registered 22 points (4-18-22) in 30 games with Dallas...Registered his first multi-point game with Vancouver, recording a goal and an assist, Apr. 15/13 at NSH...Collected an assist in his Canucks debut, Apr. 4/13 vs EDM...Was acquired by Vancouver in exchange for Kevin Connauton and a 2013 2nd round selection, Apr. 3/13...Had a four-game scoring streak, collecting six points (1-5-6), Mar. 23-Mar. 31/13...Collected the game-winning goal and added two assists, Mar. 3/13 vs STL...Compiled a five-game scoring streak, recording six points (1-5-6), Jan. 24-Feb. 12/13...Recorded an assist in his Stars debut, Jan. 19/13 vs PHX.

CAREER HIGHLIGHTS

Has appeared in 41 NHL playoff games, all with the Buffalo Sabres, recording 25 points (7-18-25) and a plus-10 plus/minus rating...Registered one assist in one game against the Philadelphia Flyers in the 2011 playoffs...Recorded two points (0-2-2) in six games against the Boston Bruins in the 2010 playoffs...Appeared in 16 games in the 2007 playoffs, recording seven points (2-5-7) including a goal nine second in Game 4 of the Eastern Conference Final against the Ottawa Senators...Made his NHL playoff debut, collecting 15 points (5-10-15) in 18 games during the 2006 playoffs...Registered a playoff career high five points (2-3-5) in Game 1 against the Ottawa Senators May 5/06...Made his professional playoff debut with the AHL Rochester Americans in the 2004 playoffs, collecting 14 points (6-8-14) in 16 games to help the Americans to the Western Conference Final...Led the Kitchener Rangers to the 2003 Memorial Cup, registering 32 points (9-23-32) in 21 games and earning Memorial Cup MVP honours...Earned a silver medal with Canada in the 2003 IIHF World Junior Championships, registering three points (1-2-3) in six games...Earned a silver medal with Canada at the 2008 World Championships, recording 10 points (5-5-10) in nine games, including a hat trick in an 8-2 win over Norway.

| SEASON | CLUB | LEA | REGULAR SEASON | | | | | PLAYOFFS | | | | |
|-------------------------|------------------|------------|----------------|------------|------------|------------|------------|-----------|----------|-----------|-----------|-----------|
| | | | GP | G | A | PTS | PIM | GP | G | A | PTS | PIM |
| 1999.00 | Kitchener | OHL | 66 | 34 | 53 | 87 | 44 | 5 | 4 | 1 | 5 | 6 |
| 2000.01 | Kitchener | OHL | 65 | 42 | 39 | 81 | 114 | - | - | - | - | - |
| 2001.02 | Kitchener | OHL | 62 | 43 | 46 | 89 | 92 | 4 | 1 | 2 | 3 | 2 |
| 2002.03 | Kitchener | OHL | 49 | 28 | 50 | 78 | 73 | 21 | 9 | 23 | 32 | 14 |
| 2003.04 | Buffalo | NHL | 49 | 9 | 10 | 19 | 12 | - | - | - | - | - |
| | Rochester | AHL | 26 | 10 | 16 | 26 | 20 | 16 | 6 | 8 | 14 | 18 |
| 2004.05 | Rochester | AHL | 67 | 16 | 45 | 61 | 60 | 9 | 6 | 5 | 11 | 6 |
| 2005.06 | Buffalo | NHL | 70 | 18 | 28 | 46 | 57 | 18 | 5 | 10 | 15 | 16 |
| | Rochester | AHL | 8 | 7 | 13 | 20 | 10 | - | - | - | - | - |
| 2006.07 | Buffalo | NHL | 75 | 21 | 42 | 63 | 60 | 16 | 2 | 5 | 7 | 14 |
| 2007.08 | Buffalo | NHL | 78 | 32 | 49 | 81 | 46 | - | - | - | - | - |
| 2008.09 | Buffalo | NHL | 82 | 28 | 42 | 70 | 38 | - | - | - | - | - |
| 2009.10 | Buffalo | NHL | 80 | 26 | 43 | 69 | 48 | 6 | 0 | 2 | 2 | 4 |
| 2010.11 | Buffalo | NHL | 35 | 10 | 25 | 35 | 16 | 1 | 0 | 1 | 1 | 0 |
| 2011.12 | Buffalo | NHL | 80 | 17 | 27 | 44 | 54 | - | - | - | - | - |
| 2012.13 | Vancouver | NHL | 12 | 3 | 3 | 6 | 2 | - | - | - | - | - |
| | Dallas | NHL | 30 | 4 | 18 | 22 | 4 | - | - | - | - | - |
| VANCOUVER TOTALS | | | 12 | 3 | 3 | 6 | 2 | - | - | - | - | - |
| NHL TOTALS | | | 591 | 168 | 287 | 455 | 337 | 41 | 7 | 18 | 25 | 34 |



2012.13 GAME BY GAME

| | | | | | | | | | |
|---------|--------|---------|------|-------|-----------------------------------|--------|-----|------|-------|
| Jan. 19 | vs PHX | 0-1 | 3/1 | 17:52 | Mar. 20 | @ COL | 0-0 | 1/-2 | 18:39 |
| Jan. 20 | @ MIN | 0-0 | 0/0 | 21:30 | Mar. 21 | @ LA | 0-0 | 3/0 | 19:23 |
| Jan. 22 | @ DET | 0-0 | 7/-1 | 20:27 | Mar. 23 | vs COL | 1-1 | 4/1 | 19:24 |
| Jan. 24 | vs CHI | 0-1 | 0/1 | 19:17 | Mar. 25 | vs MIN | 0-2 | 1/0 | 17:15 |
| Jan. 26 | vs STL | INJ | | | Mar. 29 | vs MIN | 0-1 | 2/0 | 20:17 |
| Jan. 28 | @ CBJ | INJ | | | Mar. 31 | vs LA | 0-1 | 1/-1 | 17:54 |
| Jan. 29 | @ DET | INJ | | | Apr. 1 | vs ANA | 0-0 | 1/-2 | 17:32 |
| Feb. 1 | vs PHX | INJ | | | ACQUIRED BY VANCOUVER FROM DALLAS | | | | |
| Feb. 2 | @ PHX | INJ | | | Apr. 4 | vs EDM | 0-1 | 2/1 | 17:54 |
| Feb. 4 | @ COL | 0-1 | 2/1 | 21:00 | Apr. 6 | vs CGY | 0-0 | 1/0 | 15:15 |
| Feb. 6 | @ EDM | 1-0 | 3/0 | 19:25 | Apr. 8 | vs PHX | 0-0 | 1/1 | 18:18 |
| Feb. 8 | vs ANA | 0-2 | 4/0 | 21:01 | Apr. 10 | @ CGY | 0-0 | 2/1 | 16:29 |
| Feb. 12 | @ EDM | 0-1 | 3/1 | 17:03 | Apr. 13 | @ COL | 0-0 | 1/-2 | 15:34 |
| Feb. 13 | @ CGY | 0-0 | 0/-2 | 17:49 | Apr. 15 | @ NSH | 1-1 | 2/2 | 16:47 |
| Feb. 15 | @ VAN | 0-1 | 3/0 | 20:38 | Apr. 16 | @ STL | 0-0 | 1/0 | 21:36 |
| Feb. 17 | vs CGY | 0-1 | 5/1 | 18:58 | Apr. 18 | @ DAL | 1-0 | 3/1 | 17:52 |
| Feb. 21 | vs VAN | 0-0 | 3/0 | 18:09 | Apr. 20 | vs DET | 0-1 | 0/-1 | 19:00 |
| Feb. 23 | vs SJ | 0-0 | 3/0 | 19:17 | Apr. 22 | vs CHI | 0-0 | 2/0 | 16:06 |
| Feb. 25 | @ NSH | 0-0 | 0/1 | 16:14 | Apr. 25 | vs ANA | 0-0 | 1/-1 | 15:59 |
| Feb. 26 | @ CBJ | 1-1 | 6/2 | 18:48 | Apr. 27 | @ EDM | 1-0 | 4/-1 | 21:02 |
| Feb. 28 | vs EDM | 0-0 | 0/0 | 16:16 | | | | | |
| Mar. 3 | vs STL | 1-2 (W) | 2/2 | 17:45 | | | | | |
| Mar. 7 | @ LA | 0-1 | 0/0 | 19:14 | | | | | |
| Mar. 9 | @ PHX | 0-0 | 0/0 | 18:19 | | | | | |
| Mar. 12 | vs NSH | 0-0 | 3/0 | 21:02 | | | | | |
| Mar. 14 | vs ANA | 0-0 | 3/-1 | 25:14 | | | | | |
| Mar. 16 | vs CHI | 0-0 | 1/0 | 16:32 | | | | | |
| Mar. 18 | vs CGY | 1-1 | 1/1 | 16:52 | | | | | |



#35

GOALTENDER CATCHES LEFT 6'2" 195 LBS MARBLEHEAD, MA MAR. 18, 1986

CORY SCHNEIDER

2012.13 HIGHLIGHTS

MOST SHOTS FACED 43

FEB. 19/13 at CHI

MOST SAVES IN A GAME 40

FEB. 19/13 at CHI

SHUTOUTS 5

LATEST APR. 8/13 vs PHX

SHOOTOUT RECORD 3-3

PENALTY SHOT RECORD 0/0



2012.13 SEASON IN REVIEW

Appeared in 30 games for Vancouver, posting a record of 17-9-4, five shutouts and a 2.11 goals-against average...Finished the season ranked tied for first in the League in shutouts and fifth in save percentage (.927)...Finished the season ranked first in overall GAA (2.11), sixth in wins (55) and 11th in games played (98) in franchise history...Was voted the Canucks MVP by fans, earning the Cyclone Taylor Trophy for the first time in his career...Recorded 50th career win, stopping 32 of 33 shots faced Mar. 28/13 vs COL...Secured a 1-0 shutout victory after finishing perfect in a shootout, regulation and overtime, Mar. 26 vs CBJ...Posted a shutout against the defending Stanley Cup Champion LA Kings, Mar. 23/13 at LA...Compiled a six-game winning streak, allowing only six goals in that span, Mar. 19-28/13...Stopped 40 of a season high 43 shots faced in an overtime loss, Feb. 19/13 at CHI...Stopped all 30 shots faced to record his first shutout of the season, Jan. 25/13 at ANA.

CAREER HIGHLIGHTS

Has appeared in eight playoff games in two playoff seasons, all with Vancouver, posting a franchise best 1.91 GAA and .940 save percentage...Compiled a 1-2 record, 1.31 goals against average and .960 save percentage in three games with Vancouver in 2012...Appeared in his first post-season run in 2011, playing in five NHL playoff games and posting a 2.58 goals against average and a .915 save percentage...Played in six Calder Cup playoff games, finishing 2-4 with a .905 save percentage in 2010 with the Manitoba Moose...Led the Manitoba Moose to the Calder Cup Final in 2009 with a 14-7 record in 22 playoff games...Finished the 2009 playoffs with a .922 save percentage...Played in six Calder Cup playoff games in 2008, registering a 1.92 GAA and .938 save percentage with Manitoba...In 2007, helped Boston College capture its second Lamoriello Trophy (Hockey East Championship) in three years...Helped Boston advance to the NCAA Final...In 2005, helped Boston College capture a record-setting sixth team Lamoriello Trophy and helped Boston earn an appearance in the NCAA final tournament...Made 26 saves in the final to help secure the Lamoriello Trophy for Boston College...Made 39 saves in a double-overtime semifinal win against the Maine Black Bears...Represented Team USA at the 2006 World Junior Championships, 2005 World Junior Championships, 2004 IIHF World U18 Championships (silver) and 2003 U18 Junior World Cup (gold).

REGULAR SEASON

PLAYOFFS

| SEASON | CLUB | LEA | GPI | W | L | T/OT | MIN | GA | SO | GAA | PCT | GPI | W | L | MIN | GA | SO | GAA |
|-----------------------------|------------------|------------|-----------|-----------|-----------|----------|--------------|------------|----------|-------------|-------------|----------|----------|----------|------------|-----------|----------|-------------|
| 2004.05 | Boston College | NCAA | 18 | 13 | 1 | 4 | 1,102 | 35 | 1 | 1.90 | .916 | - | - | - | - | - | - | - |
| 2005.06 | Boston College | NCAA | 39 | 24 | 13 | 2 | 2,362 | 83 | 8 | 2.11 | .930 | - | - | - | - | - | - | - |
| 2006.07 | Boston College | NCAA | 42 | 29 | 12 | 1 | 2,517 | 90 | 6 | 2.15 | .925 | - | - | - | - | - | - | - |
| 2007.08 | Manitoba | AHL | 36 | 21 | 12 | 2 | 2,054 | 78 | 3 | 2.28 | .916 | 6 | 1 | 4 | 375 | 12 | 0 | 1.92 |
| 2008.09 | Vancouver | NHL | 8 | 2 | 4 | 1 | 355 | 20 | 0 | 3.38 | .877 | - | - | - | - | - | - | - |
| | Manitoba | AHL | 40 | 28 | 10 | 1 | 2,324 | 79 | 5 | 2.04 | .930 | 22 | 14 | 7 | 1,315 | 47 | 0 | 2.15 |
| 2009.10 | Vancouver | NHL | 2 | 0 | 1 | 0 | 79 | 5 | 0 | 3.80 | .915 | - | - | - | - | - | - | - |
| | Manitoba | AHL | 60 | 35 | 23 | 12 | 3,557 | 149 | 4 | 2.51 | .919 | 6 | 2 | 4 | 366 | 19 | 0 | 3.12 |
| 2010.11 | Vancouver | NHL | 25 | 16 | 4 | 2 | 1,372 | 51 | 1 | 2.23 | .929 | 5 | 0 | 0 | 163 | 7 | 0 | 2.58 |
| 2011.12 | Vancouver | NHL | 33 | 20 | 8 | 1 | 1,833 | 60 | 3 | 1.96 | .937 | 3 | 1 | 2 | 183 | 4 | 0 | 1.31 |
| 2012.13 | Vancouver | NHL | 30 | 17 | 9 | 4 | 1,733 | 61 | 5 | 2.11 | .927 | - | - | - | - | - | - | - |
| VANCOUVER/NHL TOTALS | | | 98 | 55 | 26 | 8 | 5,372 | 197 | 9 | 2.20 | .927 | 8 | 1 | 2 | 346 | 11 | 0 | 1.91 |



2012.13 GAME BY GAME

| | | | | | | | | | |
|---------|--------|------|---|----|---------|--------|------|---|----|
| Jan. 19 | vs ANA | 5/14 | L | 27 | Mar. 19 | vs STL | 2/34 | W | 59 |
| Jan. 20 | vs EDM | DNP | | | Mar. 21 | @ PHX | 1/34 | W | 60 |
| Jan. 23 | vs CGY | 2/36 | W | 65 | Mar. 23 | @ LA | 0/20 | W | 60 |
| Jan. 25 | @ ANA | 0/30 | W | 60 | Mar. 24 | @ COL | 2/28 | W | 60 |
| Jan. 27 | @ SJ | 4/27 | L | 60 | Mar. 26 | vs CBJ | 0/17 | W | 65 |
| Jan. 28 | @ LA | DNP | | | Mar. 28 | vs COL | 1/33 | W | 60 |
| Jan. 30 | vs COL | DNP | | | Mar. 30 | @ EDM | 2/2 | L | 2 |
| Feb. 1 | vs CHI | DNP | | | Apr. 1 | @ SJ | 3/35 | L | 59 |
| Feb. 4 | @ EDM | DNP | | | Apr. 4 | vs EDM | 0/23 | W | 59 |
| Feb. 7 | @ MIN | 1/23 | W | 60 | Apr. 6 | vs CGY | 2/38 | W | 60 |
| Feb. 9 | vs CGY | 1/34 | W | 60 | Apr. 8 | vs PHX | 0/19 | W | 60 |
| Feb. 12 | vs MIN | DNP | | | Apr. 10 | @ CGY | INJ | | |
| Feb. 15 | vs DAL | 4/29 | L | 59 | Apr. 13 | @ COL | 4/26 | L | 60 |
| Feb. 17 | vs STL | DNP | | | Apr. 15 | @ NSH | DNP | | |
| Feb. 19 | @ CHI | 3/43 | O | 64 | Apr. 16 | @ STL | 1/36 | O | 65 |
| Feb. 21 | @ DAL | 3/25 | W | 60 | Apr. 18 | @ DAL | 5/30 | L | 60 |
| Feb. 22 | @ NSH | DNP | | | Apr. 20 | vs DET | 1/34 | W | 65 |
| Feb. 24 | @ DET | DNP | | | Apr. 22 | vs CHI | 1/25 | W | 59 |
| Feb. 26 | vs PHX | 3/21 | L | 59 | Apr. 25 | vs ANA | INJ | | |
| Mar. 2 | vs LA | 2/30 | W | 60 | Apr. 27 | @ EDM | INJ | | |
| Mar. 3 | @ CGY | DNP | | | | | | | |
| Mar. 5 | vs SJ | 2/30 | O | 65 | | | | | |
| Mar. 7 | @ CBJ | 2/27 | O | 64 | | | | | |
| Mar. 10 | @ MIN | 4/32 | L | 58 | | | | | |
| Mar. 12 | @ CBJ | DNP | | | | | | | |
| Mar. 14 | vs NSH | DNP | | | | | | | |
| Mar. 16 | vs DET | DNP | | | | | | | |
| Mar. 18 | vs MIN | DNP | | | | | | | |



#22

LEFT WING SHOOTS LEFT 6'2" 182 LBS ÖRNSKÖLDSVIK, SWEDEN SEPT. 26, 1980

DANIEL SEDIN

2012.13 HIGHLIGHTS

MOST GOALS IN A GAME **2**

FEB. 24/13 at DET

MOST ASSISTS IN A GAME **3**

APR. 6/13 vs CGY

MOST POINTS IN A GAME **3**

TWICE – LATEST APR. 6/13 vs CGY: 0-3-3

HAT TRICKS **0**

GAME-WINNING GOALS **3**

LATEST MAR. 28/13 vs COL

POWER PLAY GOALS **3**

LATEST APR. 10/13 at CGY

SHORTHANDED GOALS **0**

OVERTIME POINTS **0-1-1**

SHOOTOUT RECORD **0/1**

0 GDG

PENALTY SHOT RECORD **0/0**




2012.13 SEASON IN REVIEW

Finished second on the Canucks in scoring with 40 points (12-28-40) in 47 games... Finished the season ranked second in points (291-467-758), first in game-winning goals (63), second in power play goals (106) and third in games played (906) in franchise history... Passed Markus Naslund (346-410-756) to become the Canucks second highest scorer all-time, Apr. 22/13 vs CHI... Became the 19th Swedish born NHL player to reach 900 NHL games played, Apr. 13/13 at COL... Collected a season-high three assists as he passed Stan Smyl (896 GP) on the franchise's all-time games played list, dressing in his 897th game with Vancouver, Apr. 6/13 vs CGY... Recorded three points (1-2-3) to move into third place on the all-time scoring list with his 734th point with Vancouver, passing Trevor Linden (733), Feb. 19/13 at CHI... Had a four-game scoring streak, registering seven points (2-5-7), Feb. 15-21/13... Started the season with a four-game scoring streak, collecting six points (2-4-6), Jan. 19-25/13.

CAREER HIGHLIGHTS

Enters the 2013 playoffs needing three points to pass Pavel Bure in third on the all-time playoff scoring list for the Canucks... Has played in 92 career playoff games, recording 64 points (23-41-64)... Returned for Games 4 and 5 of the 2012 playoffs, registering two assists against the LA Kings... Collected 20 points (9-11-20) in 25 playoff games in 2011... Shares the club record with Alex Burrows for most series-winning goals (2)... Appeared in 12 playoff games in 2010, recording 14 points (5-9-14), which included two-game winning goals... Registered the series-winning goal in the Western Conference Semi-Finals, May 9/11 at NSH... Tied a franchise record for most power play goals in a playoff year (5) and most power play goals in a game (2)... Notched the series-winning goal in the 2010 Western Conference Quarter-Finals, Apr. 25/10 at LA... Tied a club record for most points (3) in a period during a playoff game, Apr. 21/10 at LA... Collected 10 points (4-6-10) in 10 playoff games in 2009... Tied for the team lead in post-season scoring (4-6-10)... Set a career high for most goals (2) in a playoff game, May 11/09 at CHI... Played in 12 playoff games in 2007, recording five points (2-3-5) and four penalty minutes... Assisted on the OT game-winner in Game 1, ending the longest overtime stretch in Canucks history, Apr. 11/07 vs DAL... Helped lead the Canucks to the Western Conference Semi-Finals in 2003, recording six points (1-5-6) and eight penalty minutes in 14 games... Helped the Canucks advance to the playoffs for the first time in five years during his first season with Vancouver in 2000.01 where he played in all four games and recorded three points (1-2-3)... Played for Team Sweden at the Winter Olympics in 2010 and 2006 (gold)... Played for Team Sweden at the World Hockey Championships in 2005 (4th), 2001 (bronze), 2000 and 1999 (bronze)... Represented Sweden at the World Junior Hockey Championships in 2000, 1999 and 1998.

| | | REGULAR SEASON | | | | | PLAYOFFS | | | | | |
|-----------------------------|------------------|----------------|------------|------------|------------|------------|------------|-----------|-----------|-----------|-----------|-----------|
| SEASON | CLUB | LEA | GP | G | A | PTS | PIM | GP | G | A | PTS | PIM |
| 1997.98 | MoDo | Sweden | 45 | 4 | 8 | 12 | 26 | 9 | 0 | 0 | 0 | 2 |
| 1998.99 | MoDo | Sweden | 50 | 21 | 21 | 42 | 20 | 13 | 4 | 8 | 12 | 14 |
| 1999.00 | MoDo | Sweden | 50 | 19 | 26 | 45 | 28 | 13 | 8 | 6 | 14 | 18 |
| 2000.01 | Vancouver | NHL | 75 | 20 | 14 | 34 | 24 | 4 | 1 | 2 | 3 | 0 |
| 2001.02 | Vancouver | NHL | 79 | 9 | 23 | 32 | 32 | 6 | 0 | 1 | 1 | 0 |
| 2002.03 | Vancouver | NHL | 79 | 14 | 17 | 31 | 34 | 14 | 1 | 5 | 6 | 8 |
| 2003.04 | Vancouver | NHL | 82 | 18 | 36 | 54 | 18 | 7 | 1 | 2 | 3 | 0 |
| 2004.05 | MoDo | Sweden | 49 | 13 | 20 | 33 | 40 | 6 | 0 | 3 | 3 | 6 |
| 2005.06 | Vancouver | NHL | 82 | 22 | 49 | 71 | 34 | - | - | - | - | - |
| 2006.07 | Vancouver | NHL | 81 | 36 | 48 | 84 | 36 | 12 | 2 | 3 | 5 | 4 |
| 2007.08 | Vancouver | NHL | 82 | 29 | 45 | 74 | 50 | - | - | - | - | - |
| 2008.09 | Vancouver | NHL | 82 | 31 | 51 | 82 | 36 | 10 | 4 | 6 | 10 | 8 |
| 2009.10 | Vancouver | NHL | 63 | 29 | 56 | 85 | 28 | 12 | 5 | 9 | 14 | 12 |
| 2010.11 | Vancouver | NHL | 82 | 41 | 63 | 104 | 32 | 25 | 9 | 11 | 20 | 32 |
| 2011.12 | Vancouver | NHL | 72 | 30 | 37 | 67 | 40 | 2 | 0 | 2 | 2 | 0 |
| 2012.13 | Vancouver | NHL | 47 | 12 | 28 | 40 | 18 | | | | | |
| VANCOUVER/NHL TOTALS | | | 906 | 291 | 467 | 758 | 382 | 92 | 23 | 41 | 64 | 64 |



2012.13 GAME BY GAME

| | | | | | | | | | |
|---------|--------|---------|------|-------|---------|--------|---------|------|-------|
| Jan. 19 | vs ANA | 1-1 | 3/-1 | 17:36 | Mar. 19 | vs STL | 1-1 | 2/1 | 19:33 |
| Jan. 20 | vs EDM | 0-1 | 4/0 | 21:04 | Mar. 21 | @ PHX | 0-0 | 3/0 | 14:44 |
| Jan. 23 | vs CGY | 0-1 | 2/1 | 20:39 | Mar. 23 | @ LA | 0-0 | 1/0 | 19:39 |
| Jan. 25 | @ ANA | 1-1 (W) | 1/0 | 16:51 | Mar. 24 | @ COL | 0-0 | 3/-1 | 17:58 |
| Jan. 27 | @ SJ | 0-0 | 0/-2 | 18:10 | Mar. 26 | vs CBJ | 0-0 | 4/0 | 22:13 |
| Jan. 28 | @ LA | 0-0 | 2/1 | 20:36 | Mar. 28 | vs COL | 1-1 (W) | 3/2 | 17:08 |
| Jan. 30 | vs COL | 0-0 | 5/0 | 18:00 | Mar. 30 | @ EDM | 0-0 | 0/-1 | 16:24 |
| Feb. 1 | vs CHI | 0-0 | 3/0 | 20:50 | Apr. 1 | @ SJ | 0-0 | 5/0 | 20:03 |
| Feb. 4 | @ EDM | 0-1 | 4/1 | 21:10 | Apr. 4 | vs EDM | 0-1 | 4/1 | 19:46 |
| Feb. 7 | @ MIN | 1-0 | 1/1 | 15:42 | Apr. 6 | vs CGY | 0-3 | 1/0 | 18:43 |
| Feb. 9 | vs CGY | 0-2 | 3/2 | 17:34 | Apr. 8 | vs PHX | 0-0 | 6/0 | 19:42 |
| Feb. 12 | vs MIN | 0-0 | 3/0 | 20:21 | Apr. 10 | @ CGY | 1-0 | 5/1 | 18:14 |
| Feb. 15 | vs DAL | 1-1 | 3/2 | 19:10 | Apr. 13 | @ COL | 0-1 | 0/0 | 18:56 |
| Feb. 17 | vs STL | 0-1 | 4/1 | 21:37 | Apr. 15 | @ NSH | 0-2 | 3/0 | 17:13 |
| Feb. 19 | @ CHI | 1-2 | 6/1 | 20:52 | Apr. 16 | @ STL | 0-1 | 6/-1 | 19:37 |
| Feb. 21 | @ DAL | 0-1 | 1/1 | 17:54 | Apr. 18 | @ DAL | 0-0 | 4/-1 | 17:47 |
| Feb. 22 | @ NSH | 0-0 | 1/0 | 16:07 | Apr. 20 | vs DET | 0-0 | 2/0 | 21:57 |
| Feb. 24 | @ DET | 2-0 | 3/0 | 16:19 | Apr. 22 | vs CHI | 1-1 | 4/2 | 17:06 |
| Feb. 26 | vs PHX | 0-1 | 3/0 | 20:06 | Apr. 25 | vs ANA | 0-0 | 2/-1 | 18:21 |
| Mar. 2 | vs LA | 1-0 (W) | 3/2 | 17:30 | Apr. 27 | @ EDM | DND | | |
| Mar. 3 | @ CGY | 0-0 | 3/-1 | 18:13 | | | | | |
| Mar. 5 | vs SJ | 0-1 | 3/0 | 21:50 | | | | | |
| Mar. 7 | @ CBJ | 0-1 | 1/0 | 20:28 | | | | | |
| Mar. 10 | @ MIN | 0-0 | 5/0 | 18:54 | | | | | |
| Mar. 12 | @ CBJ | 0-0 | 4/0 | 22:05 | | | | | |
| Mar. 14 | vs NSH | 0-0 | 0/-1 | 17:25 | | | | | |
| Mar. 16 | vs DET | 0-1 | 3/2 | 21:29 | | | | | |
| Mar. 18 | vs MIN | 0-1 | 6/0 | 20:24 | | | | | |



#33

CENTRE SHOOTS LEFT 6'2" 190 LBS ÖRNSKÖLDSVIK, SWEDEN SEPT. 26, 1980

HENRIK SEDIN

2012.13 HIGHLIGHTS

MOST GOALS IN A GAME 1

11 TIMES – LATEST APR. 6/13 vs CGY

MOST ASSISTS IN A GAME 2

10 TIMES – LATEST APR. 22/13 vs CHI

MOST POINTS IN A GAME 3

APR. 6/13 vs CGY: 1-2-3

HAT TRICKS 0

GAME-WINNING GOALS 1

FEB. 21/13 at DAL

POWER PLAY GOALS 1

MAR. 18/13 vs MIN

SHORTHANDED GOALS 1

APR. 6/13 vs CGY

OVERTIME POINTS 0-1-1

SHOOTOUT RECORD 0/0

0 GDG

PENALTY SHOT RECORD 1/1

MAR. 14/13 vs NSH (Mason)




2012.13 SEASON IN REVIEW

Appeared in 48 games, collecting 45 points (11-34-45)...Ranked first on the Canucks in scoring and 20th in the NHL...Enters the postseason having played 629 consecutive games, holding the seventh longest ironman streak in League history...Ranks first in Canucks history for points (792) and assists (610), ranks second for games played (940) and tied for third for game-winning goals (33)...Received the Cyrus H. McLean Award as the Canucks regular season leading scorer...Became the 76th player in NHL history to reach 600 assists, Apr. 6/13 vs CGY...Collected a season high seven-game scoring streak (4-5-9), Feb. 24-Mar. 10/13...Moved into first in franchise scoring recording his 757th point and passing Markus Naslund (346-410-756), Feb. 15/13 vs DAL...Became the 18th Swedish born NHL player to play 900 NHL games, reaching the milestone Feb. 1/13 vs CHI...Moved into second in franchise history for most games played (897), passing Stan Smyl (896 GP), Jan. 27/13 at SJ.

CAREER HIGHLIGHTS

Has recorded 71 points (22-49-71) in 95 NHL playoff games, all with Vancouver...Led the Canucks in scoring with five points (2-3-5) in five playoff games against the LA Kings in the 2012 playoffs...Led the Canucks in scoring and ranked second in the League with 22 points (3-19-22) in 25 games played in 2011...Set a franchise record in 2011 for most points (12) and assists (11) in a series (Western Conference Final against San Jose)...Established a club record for longest assist streak in a playoff year at six games (1-12-13), May 9-24/11...Set a franchise record for most assists (4) and tied for most points (4) in a playoff game, May 22/11 vs SJ...Established a club record for most assists in a period (3, 2nd), May 22/11 vs SJ...Collected 14 points (3-11-14) in 12 playoff games in 2010, including one game-winning goal, Apr. 21/10 at LA...Notched 10 points in 10 games during the 2009 playoffs, ranking tied for first on the team for scoring in the 2009 Playoffs...Ended the longest playoff game in franchise history with a quadruple overtime goal in Game 1 of the first round in 2007...Won gold with Team Sweden at the 2006 Winter Olympic Games...Helped the Canucks advance to the playoffs for the first time in five years in first season as a Canuck in 2000.01...Recorded seven goals and 17 assists (7-17-24) in 33 career playoff games in the Swedish Elite League...Played for Team Sweden at the 2000 and 2001 World Hockey Championships...Was named Co-MVP of the SEL in 1998.99, sharing the award with his brother, Daniel...Represented Sweden at the World Junior Hockey Championships in 1997.98, 1998.99 and 1999.00.

| SEASON | CLUB | LEA | REGULAR SEASON | | | | | PLAYOFFS | | | | |
|-----------------------------|------------------|------------|----------------|------------|------------|------------|------------|-----------|-----------|-----------|-----------|-----------|
| | | | GP | G | A | PTS | PIM | GP | G | A | PTS | PIM |
| 1997.98 | MoDo | Sweden | 39 | 1 | 4 | 5 | 8 | 7 | 0 | 0 | 0 | 0 |
| 1998.99 | MoDo | Sweden | 49 | 12 | 22 | 34 | 32 | 13 | 2 | 8 | 10 | 6 |
| 1999.00 | MoDo | Sweden | 50 | 9 | 38 | 47 | 22 | 13 | 5 | 9 | 14 | 2 |
| 2000.01 | Vancouver | NHL | 82 | 9 | 20 | 29 | 38 | 4 | 0 | 4 | 4 | 0 |
| 2001.02 | Vancouver | NHL | 82 | 16 | 20 | 36 | 36 | 6 | 3 | 0 | 3 | 0 |
| 2002.03 | Vancouver | NHL | 78 | 8 | 31 | 39 | 38 | 14 | 3 | 2 | 5 | 8 |
| 2003.04 | Vancouver | NHL | 76 | 11 | 31 | 42 | 32 | 7 | 2 | 2 | 4 | 2 |
| 2004.05 | MoDo | Sweden | 44 | 14 | 22 | 36 | 50 | 6 | 1 | 3 | 4 | 6 |
| 2005.06 | Vancouver | NHL | 82 | 18 | 57 | 75 | 56 | - | - | - | - | - |
| 2006.07 | Vancouver | NHL | 82 | 10 | 71 | 81 | 66 | 12 | 2 | 2 | 4 | 14 |
| 2007.08 | Vancouver | NHL | 82 | 15 | 61 | 76 | 56 | - | - | - | - | - |
| 2008.09 | Vancouver | NHL | 82 | 22 | 60 | 82 | 48 | 10 | 4 | 6 | 10 | 2 |
| 2009.10 | Vancouver | NHL | 82 | 29 | 83 | 112 | 48 | 12 | 3 | 11 | 14 | 6 |
| 2010.11 | Vancouver | NHL | 82 | 19 | 75 | 94 | 40 | 25 | 3 | 19 | 22 | 16 |
| 2011.12 | Vancouver | NHL | 82 | 14 | 67 | 81 | 52 | 5 | 2 | 3 | 5 | 4 |
| 2012.13 | Vancouver | NHL | 48 | 11 | 34 | 45 | 24 | | | | | |
| VANCOUVER/NHL TOTALS | | | 940 | 182 | 610 | 792 | 534 | 95 | 22 | 49 | 71 | 52 |



2012.13 GAME BY GAME

| | | | | | | | | | |
|---------|--------|---------|------|-------|---------|--------|-----|------|-------|
| Jan. 19 | vs ANA | 0-1 | 0/-1 | 16:58 | Mar. 19 | vs STL | 0-1 | 2/1 | 20:02 |
| Jan. 20 | vs EDM | 0-1 | 3/2 | 21:09 | Mar. 21 | @ PHX | 0-0 | 0/0 | 18:11 |
| Jan. 23 | vs CGY | 0-0 | 0/1 | 22:39 | Mar. 23 | @ LA | 0-0 | 0/0 | 18:30 |
| Jan. 25 | @ ANA | 0-2 | 2/0 | 18:42 | Mar. 24 | @ COL | 0-1 | 1/-1 | 19:22 |
| Jan. 27 | @ SJ | 0-0 | 2/-2 | 19:35 | Mar. 26 | vs CBJ | 0-0 | 2/0 | 20:33 |
| Jan. 28 | @ LA | 0-0 | 0/1 | 21:43 | Mar. 28 | vs COL | 1-1 | 1/2 | 17:15 |
| Jan. 30 | vs COL | 0-0 | 1/1 | 19:47 | Mar. 30 | @ EDM | 0-0 | 3/-1 | 17:28 |
| Feb. 1 | vs CHI | 0-1 | 0/1 | 21:55 | Apr. 1 | @ SJ | 0-0 | 0/-1 | 20:58 |
| Feb. 4 | @ EDM | 0-1 | 3/1 | 22:26 | Apr. 4 | vs EDM | 1-1 | 2/1 | 20:35 |
| Feb. 7 | @ MIN | 0-0 | 0/1 | 18:57 | Apr. 6 | vs CGY | 1-2 | 1/1 | 19:41 |
| Feb. 9 | vs CGY | 0-2 | 2/2 | 17:06 | Apr. 8 | vs PHX | 0-0 | 2/0 | 19:45 |
| Feb. 12 | vs MIN | 0-0 | 3/0 | 20:10 | Apr. 10 | @ CGY | 0-2 | 0/1 | 19:26 |
| Feb. 15 | vs DAL | 0-2 | 3/2 | 19:47 | Apr. 13 | @ COL | 0-1 | 1/1 | 18:30 |
| Feb. 17 | vs STL | 1-1 | 5/1 | 22:39 | Apr. 15 | @ NSH | 0-2 | 0/0 | 16:44 |
| Feb. 19 | @ CHI | 0-2 | 0/1 | 21:07 | Apr. 16 | @ STL | 0-1 | 0/-1 | 20:43 |
| Feb. 21 | @ DAL | 1-0 (W) | 1/1 | 20:34 | Apr. 18 | @ DAL | 0-0 | 0/-1 | 17:32 |
| Feb. 22 | @ NSH | 0-0 | 3/0 | 17:42 | Apr. 20 | vs DET | 0-0 | 1/0 | 21:22 |
| Feb. 24 | @ DET | 0-2 | 2/0 | 15:48 | Apr. 22 | vs CHI | 0-2 | 1/2 | 18:54 |
| Feb. 26 | vs PHX | 1-0 | 3/0 | 21:35 | Apr. 25 | vs ANA | 0-1 | 1/-1 | 17:40 |
| Mar. 2 | vs LA | 0-2 | 2/2 | 18:37 | Apr. 27 | @ EDM | 0-0 | 0/0 | 0:22 |
| Mar. 3 | @ CGY | 0-1 | 3/-1 | 20:04 | | | | | |
| Mar. 5 | vs SJ | 1-0 | 4/0 | 22:42 | | | | | |
| Mar. 7 | @ CBJ | 1-0 | 2/0 | 21:39 | | | | | |
| Mar. 10 | @ MIN | 1-0 | 2/1 | 18:51 | | | | | |
| Mar. 12 | @ CBJ | 0-0 | 1/0 | 22:21 | | | | | |
| Mar. 14 | vs NSH | 1-1 | 1/0 | 17:49 | | | | | |
| Mar. 16 | vs DET | 0-0 | 2/2 | 22:40 | | | | | |
| Mar. 18 | vs MIN | 1-0 | 2/0 | 20:06 | | | | | |



#29

LEFT WING SHOOTS LEFT 6'5" 228 LBS ROME, NY SEPT. 28, 1987

TOM SESTITO

2012.13 HIGHLIGHTS

MOST GOALS IN A GAME **2**

FEB. 5/13 vs TB

MOST ASSISTS IN A GAME **0**

MOST POINTS IN A GAME **2**

FEB. 5/13 vs TB: 2-0-2

HAT TRICKS **0**

GAME-WINNING GOALS **1**

FEB. 5/13 vs TB

POWER PLAY GOALS **0**

SHORTHANDED GOALS **0**

OVERTIME POINTS **0-0-0**

SHOOTOUT RECORD **0/0**

0 GDG

PENALTY SHOT RECORD **0/0**



2012.13 SEASON IN REVIEW

Appeared in 30 games, collecting three points (3-0-3) and 65 penalty minutes...Split the season between Vancouver (1-0-1 and 53 PIM in 23 GP) and the Philadelphia Flyers (2-0-2 and 12 PIM in 7 GP)...Notched his first goal as a Canuck, Apr. 27/13 at EDM...Collected a season high 17 PIM, Apr. 6/13 vs CGY...Played a season high 9:18, Mar. 30/13 at EDM...Made Canucks debut collecting three hits and five PIM, Mar. 2/13 vs LA...Was claimed off waivers by Vancouver, Mar. 1/13...Collected two goals, including the game-winner, Feb. 5/13 vs TB.

CAREER HIGHLIGHTS

Will make his NHL playoff debut this season...Made his professional playoff debut with the AHL Syracuse Crunch in 2008, registering three points (3-0-3) and a team-high 57 penalty minutes in nine playoff games...Scored the overtime game-winning goal in Game 3 of the Western Conference Quarter-finals at Manitoba on Apr. 22/08...Collected 17 points (11-6-17) and 57 penalty minutes in 19 playoff games with the OHL Plymouth Whalers as they won the 2007 OHL championship...Registered seven points (2-5-7) in five Memorial Cup games, tying for the scoring lead in the tournament in 2007...Recorded seven points (5-2-7) and 29 penalty minutes in 13 playoff games in 2006 with Plymouth.

| | | | REGULAR SEASON | | | | | PLAYOFFS | | | | |
|-------------------------|---------------------|------------|----------------|----------|----------|----------|------------|----------|----|---|-----|-----|
| SEASON | CLUB | LEA | GP | G | A | PTS | PIM | GP | G | A | PTS | PIM |
| 2004.05 | Plymouth | OHL | 35 | 1 | 3 | 4 | 88 | - | - | - | - | - |
| 2005.06 | Plymouth | OHL | 57 | 10 | 10 | 20 | 176 | 13 | 5 | 2 | 7 | 29 |
| 2006.07 | Plymouth | OHL | 60 | 42 | 22 | 64 | 135 | 19 | 11 | 6 | 17 | 57 |
| 2007.08 | Columbus | NHL | 1 | 0 | 0 | 0 | 17 | - | - | - | - | - |
| | Syracuse | AHL | 66 | 7 | 16 | 23 | 202 | 9 | 3 | 0 | 3 | 57 |
| 2008.09 | Syracuse | AHL | 52 | 8 | 12 | 20 | 168 | - | - | - | - | - |
| 2009.10 | Columbus | NHL | 3 | 0 | 0 | 0 | 7 | - | - | - | - | - |
| | Syracuse | AHL | 36 | 10 | 7 | 17 | 138 | - | - | - | - | - |
| 2010.11 | Columbus | NHL | 9 | 2 | 2 | 4 | 40 | - | - | - | - | - |
| | Adirondack | AHL | 11 | 2 | 1 | 3 | 45 | - | - | - | - | - |
| | Springfield | AHL | 46 | 11 | 21 | 32 | 192 | - | - | - | - | - |
| 2011.12 | Philadelphia | NHL | 14 | 0 | 1 | 1 | 83 | - | - | - | - | - |
| | Adirondack | AHL | 34 | 9 | 8 | 17 | 120 | - | - | - | - | - |
| 2012.13 | Vancouver | NHL | 23 | 1 | 0 | 1 | 53 | - | - | - | - | - |
| | Philadelphia | NHL | 7 | 2 | 0 | 2 | 12 | - | - | - | - | - |
| | Adirondack | AHL | 1 | 0 | 0 | 0 | 2 | - | - | - | - | - |
| | Sheffield | EIHL | 17 | 8 | 11 | 19 | 69 | - | - | - | - | - |
| VANCOUVER TOTALS | | | 23 | 1 | 0 | 1 | 53 | - | - | - | - | - |
| NHL TOTALS | | | 57 | 5 | 3 | 8 | 212 | - | - | - | - | - |



2012.13 GAME BY GAME

| | | | | | | | | | | | | |
|----------------------------------|--------|---------|------|------|--|--|--|---------|--------|-----|------|-------|
| Jan. 19 | vs PIT | DND | | | | | | Mar. 12 | @ CBJ | 0-0 | 0/0 | 4:29 |
| Jan. 20 | @ BUF | DND | | | | | | Mar. 14 | vs NSH | DND | | |
| Jan. 22 | @ NJ | DND | | | | | | Mar. 16 | vs DET | 0-0 | 0/0 | 3:40 |
| Jan. 24 | vs NYR | 0-0 | 0/0 | 7:02 | | | | Mar. 18 | vs MIN | 0-0 | 0/0 | 8:42 |
| Jan. 26 | @ FLA | DND | | | | | | Mar. 19 | vs STL | 0-0 | 0/1 | 5:45 |
| Jan. 27 | vs TB | 0-0 | 0/0 | 5:12 | | | | Mar. 21 | @ PHX | 0-0 | 2/0 | 8:13 |
| Jan. 29 | @ NYR | 0-0 | 0/0 | 5:02 | | | | Mar. 23 | @ LA | 0-0 | 0/0 | 8:12 |
| Feb. 1 | @ WSH | DND | | | | | | Mar. 24 | @ COL | 0-0 | 0/0 | 6:36 |
| Feb. 2 | vs CAR | 0-0 | 0/0 | 3:56 | | | | Mar. 26 | vs CBJ | 0-0 | 1/0 | 6:49 |
| Feb. 5 | vs TB | 2-0 (W) | 2/2 | 8:08 | | | | Mar. 28 | vs COL | 0-0 | 0/0 | 7:53 |
| Feb. 7 | vs FLA | 0-0 | 0/0 | 4:18 | | | | Mar. 30 | @ EDM | 0-0 | 1/0 | 9:18 |
| Feb. 9 | vs CAR | DND | | | | | | Apr. 1 | @ SJ | 0-0 | 0/-1 | 5:14 |
| Feb. 11 | @ TOR | 0-0 | 1/-1 | 6:47 | | | | Apr. 4 | vs EDM | 0-0 | 2/0 | 5:14 |
| Feb. 12 | @ WPG | DND | | | | | | Apr. 6 | vs CGY | 0-0 | 0/0 | 3:15 |
| Feb. 15 | @ NJ | DND | | | | | | Apr. 8 | vs PHX | DND | | |
| Feb. 16 | @ MTL | DND | | | | | | Apr. 10 | @ CGY | 0-0 | 2/0 | 5:53 |
| Feb. 18 | @ NYI | DND | | | | | | Apr. 13 | @ COL | 0-0 | 0/1 | 8:37 |
| Feb. 20 | @ PIT | DND | | | | | | Apr. 15 | @ NSH | DND | | |
| Feb. 21 | vs FLA | DND | | | | | | Apr. 16 | @ STL | 0-0 | 0/0 | 3:51 |
| Feb. 23 | vs WPG | MIN | | | | | | Apr. 18 | @ DAL | DND | | |
| Feb. 25 | vs TOR | MIN | | | | | | Apr. 20 | vs DET | DND | | |
| Feb. 27 | vs WSH | MIN | | | | | | Apr. 22 | vs CHI | 0-0 | 0/-1 | 6:51 |
| CLAIMED OFF-WAIVERS BY VANCOUVER | | | | | | | | Apr. 25 | vs ANA | DND | | |
| Mar. 2 | vs LA | 0-0 | 1/-1 | 7:03 | | | | Apr. 27 | @ EDM | 1-0 | 1/0 | 11:29 |
| Mar. 3 | @ CGY | 0-0 | 0/-1 | 6:52 | | | | | | | | |
| Mar. 5 | vs SJ | 0-0 | 0/-1 | 6:55 | | | | | | | | |
| Mar. 7 | @ CBJ | 0-0 | 1/0 | 5:25 | | | | | | | | |
| Mar. 10 | @ MIN | 0-0 | 0/0 | 6:11 | | | | | | | | |



#8

DEFENCE SHOOTS RIGHT 6'2" 185 LBS TORONTO, ON DEC. 20, 1989

CHRIS TANEV

2012.13 HIGHLIGHTS

MOST GOALS IN A GAME 1

TWICE – LATEST MAR. 21/13 at PHX

MOST ASSISTS IN A GAME 1

FIVE TIMES – LATEST MAR. 24/13 AT COL

MOST POINTS IN A GAME 1

SEVEN TIMES – LATEST MAR. 24/13 AT COL: 0-1

HAT TRICKS 0

GAME-WINNING GOALS 1

FEB. 4/13 at EDM

POWER PLAY GOALS 0

SHORTHANDED GOALS 0

OVERTIME POINTS 1-0-1

SHOOTOUT RECORD 0/0

0 GDG

PENALTY SHOT RECORD 0/0




2012.13 SEASON IN REVIEW

Appeared in 38 games, collecting seven points (2-5-7) and was +4 in his third NHL season with Vancouver...Averaged 17:17 TOI per game and ranked third on the Canucks for blocked shots (61)...Scored his second goal of the season, Mar. 21/13 at PHX...Played a season high 24:32, blocking two shots and recording two hits, Mar. 7/13 at CBJ...Had a season high five blocked shots, Mar. 2/13 vs LA...Scored his first career NHL goal in overtime, Feb.14/13 at EDM...Recorded his first assist of the season, Jan. 28/13 at LA...Finished +2 and added two hits and two shots, Jan. 25/13 at ANA.

CAREER HIGHLIGHTS

Finished fourth on the team in blocked shots (8) and finished with an even plus/minus rating in five playoff games in 2012...Skated in five NHL playoff games with Vancouver in 2011, including three Stanley Cup Final games against Boston...In 2010, helped the R.I.T. Tigers of the Atlantic Hockey Association (AHA) to their first appearance in the NCAA Tournament and the Frozen Four Semi-Final...Registered the game's opening goal in a 2-1 victory over No. 2 ranked Denver, Mar. 26/10 at the NCAA Regional Semi-Final...Helped R.I.T. advance to the conference championship, defeating the Sacred Heart Pioneers in the final to advance to the 2010 NCAA tournament.

| SEASON | CLUB | LEA | REGULAR SEASON | | | | | PLAYOFFS | | | | |
|-----------------------------|------------------|------------|----------------|----------|----------|-----------|-----------|-----------|----------|----------|----------|----------|
| | | | GP | G | A | PTS | PIM | GP | G | A | PTS | PIM |
| 2006.07 | Durham | OPJHL | 40 | 0 | 9 | 9 | 8 | - | - | - | - | - |
| 2007.08 | Durham | OPJHL | 19 | 1 | 6 | 7 | 12 | - | - | - | - | - |
| | Stouffville | OPJHL | 4 | 0 | 0 | 0 | 0 | - | - | - | - | - |
| 2008.09 | Markham | OPJHL | 26 | 1 | 9 | 10 | 12 | - | - | - | - | - |
| | Markham | OPJHL | 50 | 4 | 37 | 41 | 33 | - | - | - | - | - |
| 2009.10 | R.I.T. | AHA | 41 | 10 | 18 | 28 | 4 | - | - | - | - | - |
| 2010.11 | Vancouver | NHL | 29 | 0 | 1 | 1 | 0 | 5 | 0 | 0 | 0 | 0 |
| | Manitoba | AHL | 39 | 1 | 8 | 9 | 16 | 14 | 1 | 2 | 3 | 4 |
| 2011.12 | Vancouver | NHL | 25 | 0 | 2 | 2 | 10 | 5 | 0 | 0 | 0 | 0 |
| | Chicago | AHL | 34 | 0 | 14 | 14 | 6 | - | - | - | - | - |
| 2012.13 | Vancouver | NHL | 38 | 2 | 5 | 7 | 10 | - | - | - | - | - |
| | Chicago | AHL | 29 | 2 | 10 | 12 | 6 | - | - | - | - | - |
| VANCOUVER/NHL TOTALS | | | 92 | 2 | 8 | 10 | 12 | 10 | 0 | 0 | 0 | 0 |



2012.13 GAME BY GAME

| | | | | | | | | | |
|---------|--------|---------|------|-------|---------|--------|-----|------|-------|
| Jan. 19 | vs ANA | 0-0 | 1/-1 | 18:22 | Mar. 19 | vs STL | 0-0 | 0/-1 | 16:20 |
| Jan. 20 | vs EDM | 0-0 | 2/0 | 16:00 | Mar. 21 | at PHX | 1-0 | 1/1 | 14:40 |
| Jan. 23 | vs CGY | 0-0 | 0/0 | 17:26 | Mar. 23 | at LA | 0-0 | 0/1 | 18:31 |
| Jan. 25 | at ANA | 0-0 | 2/2 | 18:30 | Mar. 24 | at COL | 0-1 | 0/1 | 19:33 |
| Jan. 27 | at SJ | 0-0 | 1/0 | 16:02 | Mar. 26 | vs CBJ | 0-0 | 0/0 | 15:50 |
| Jan. 28 | at LA | 0-1 | 0/1 | 16:18 | Mar. 28 | vs COL | 0-0 | 1/1 | 17:42 |
| Jan. 30 | vs COL | 0-0 | 0/0 | 16:34 | Mar. 30 | at EDM | 0-0 | 1/-1 | 16:24 |
| Feb. 1 | vs CHI | 0-0 | 0/0 | 15:08 | Apr. 1 | at SJ | 0-0 | 1/-2 | 15:16 |
| Feb. 4 | at EDM | 1-0 (W) | 1/2 | 14:16 | Apr. 4 | vs EDM | 0-0 | 0/0 | 16:52 |
| Feb. 7 | at MIN | 0-0 | 0/0 | 17:43 | Apr. 6 | vs CGY | 0-0 | 0/0 | 16:09 |
| Feb. 9 | vs CGY | 0-1 | 0/1 | 15:18 | Apr. 8 | vs PHX | INJ | | |
| Feb. 12 | vs MIN | 0-0 | 0/0 | 14:01 | Apr. 10 | at CGY | INJ | | |
| Feb. 15 | vs DAL | 0-0 | 0/-1 | 15:36 | Apr. 13 | at COL | INJ | | |
| Feb. 17 | vs STL | 0-0 | 0/-1 | 14:33 | Apr. 15 | at NSH | INJ | | |
| Feb. 19 | at CHI | 0-0 | 0/0 | 14:37 | Apr. 16 | at STL | INJ | | |
| Feb. 21 | at DAL | 0-0 | 0/0 | 18:22 | Apr. 18 | at DAL | INJ | | |
| Feb. 22 | at NSH | 0-0 | 0/1 | 19:45 | Apr. 20 | vs DET | INJ | | |
| Feb. 24 | at DET | 0-0 | 1/-1 | 19:10 | Apr. 22 | vs CHI | INJ | | |
| Feb. 26 | vs PHX | 0-1 | 0/0 | 20:39 | Apr. 25 | vs ANA | INJ | | |
| Mar. 2 | vs LA | 0-0 | 0/1 | 19:19 | Apr. 27 | at EDM | INJ | | |
| Mar. 3 | at CGY | 0-0 | 0/1 | 17:09 | | | | | |
| Mar. 5 | vs SJ | 0-0 | 1/0 | 20:42 | | | | | |
| Mar. 7 | at CBJ | 0-0 | 2/-2 | 24:32 | | | | | |
| Mar. 10 | at MIN | 0-0 | 0/0 | 17:29 | | | | | |
| Mar. 12 | at CBJ | 0-0 | 2/-1 | 23:23 | | | | | |
| Mar. 14 | vs NSH | 0-1 | 0/3 | 17:37 | | | | | |
| Mar. 16 | vs DET | 0-0 | 1/0 | 14:58 | | | | | |
| Mar. 18 | vs MIN | 0-0 | 2/-1 | 16:13 | | | | | |



#32

RIGHT WING SHOOTS RIGHT 6'2" 210 LBS WINNIPEG, MB AUG. 5, 1988

DALE WEISE

2012.13 HIGHLIGHTS

MOST GOALS IN A GAME 1

THREE TIMES – LATEST APR. 6/13 vs CGY

MOST ASSISTS IN A GAME 2

MAR. 14/13 vs NSH

MOST POINTS IN A GAME 2

MAR. 14/13 vs NSH: 0-2-2

HAT TRICKS 0

GAME-WINNING GOALS 2

LATEST MAR. 19/13 vs STL

POWER PLAY GOALS 0

SHORTHANDED GOALS 0

OVERTIME POINTS 0-0-0

SHOOTOUT RECORD 0/0

0 GDG

PENALTY SHOT RECORD 0/0




2012.13 SEASON IN REVIEW

Appeared in 40 games, collecting six points (3-3-6) and 43 penalty minutes...Ranked second on the team for hits (84)...Recorded a season high five hits on two occasions, Mar. 23/13 at LA and Jan. 27/13 at SJ...Scored the game-winning goal and had four hits and three shots, Mar. 19/13 vs STL...Collected a career high two points (0-2-2), Mar. 14/13 vs NSH...Appeared in his 100th NHL game, registering three hits, Mar. 5/13 vs SJ...Scored the game-winning goal, Feb. 22/13 at NSH...Logged a career high 14:27 of ice time on opening night, registering four hits, Jan.19/13 vs ANA.

CAREER HIGHLIGHTS

Made his NHL playoff debut in 2012 with Vancouver, dressing in two playoff games and registering four hits...Played in five playoff games with the Connecticut Whale in 2011, registering two goals and an assist (2-1-3) to tie for fifth on the team in scoring and third in goals scored...Tallied three goals and added an assist (3-1-4) in six playoff games with the Hartford Wolf Pack in 2009 to rank tied for first on the team in goals and second in points...Tied for the team lead in playoff goals and was second in points, recording seven goals and six assists (7-6-13) in 12 playoff games with the Swift Current Broncos (WHL) in 2008...Finished the 2008 playoffs tied for second in penalty minutes with 20 through 12 games.

| SEASON | CLUB | LEA | REGULAR SEASON | | | | | PLAYOFFS | | | | |
|-------------------------|-------------------|------------|----------------|----------|----------|-----------|------------|----------|----------|----------|----------|----------|
| | | | GP | G | A | PTS | PIM | GP | G | A | PTS | PIM |
| 2005.06 | Swift Current | WHL | 53 | 4 | 14 | 18 | 57 | 4 | 0 | 0 | 0 | 2 |
| 2006.07 | Swift Current | WHL | 67 | 18 | 25 | 43 | 94 | 6 | 0 | 1 | 1 | 8 |
| 2007.08 | Swift Current | WHL | 53 | 29 | 21 | 50 | 84 | 12 | 7 | 6 | 13 | 20 |
| 2008.09 | Hartford | AHL | 74 | 11 | 12 | 23 | 64 | 6 | 3 | 1 | 4 | 2 |
| 2009.10 | Hartford | AHL | 73 | 28 | 22 | 50 | 114 | - | - | - | - | - |
| 2010.11 | NY Rangers | NHL | 10 | 0 | 0 | 0 | 19 | - | - | - | - | - |
| | Hartford/CT | AHL | 47 | 18 | 20 | 38 | 73 | 5 | 2 | 1 | 3 | 8 |
| 2011.12 | Vancouver | NHL | 68 | 4 | 4 | 8 | 81 | 2 | 0 | 0 | 0 | 0 |
| 2012.13 | Vancouver | NHL | 40 | 3 | 3 | 6 | 43 | | | | | |
| VANCOUVER TOTALS | | | 108 | 7 | 7 | 14 | 124 | 2 | 0 | 0 | 0 | 0 |
| NHL TOTALS | | | 118 | 7 | 7 | 14 | 143 | 2 | 0 | 0 | 0 | 0 |




2012.13 GAME BY GAME

| | | | | | | | | | |
|---------|--------|---------|------|-------|---------|--------|---------|------|-------|
| Jan. 19 | vs ANA | 0-0 | 1/-1 | 14:27 | Mar. 19 | vs STL | 1-0 (W) | 3/1 | 11:45 |
| Jan. 20 | vs EDM | 0-0 | 2/-1 | 10:43 | Mar. 21 | @ PHX | 0-0 | 2/0 | 12:41 |
| Jan. 23 | vs CGY | 0-0 | 3/0 | 9:09 | Mar. 23 | @ LA | 0-0 | 1/0 | 13:02 |
| Jan. 25 | @ ANA | 0-0 | 1/0 | 10:41 | Mar. 24 | @ COL | INJ | | |
| Jan. 27 | @ SJ | 0-0 | 3/0 | 12:33 | Mar. 26 | vs CBJ | INJ | | |
| Jan. 28 | @ LA | 0-0 | 0/0 | 9:57 | Mar. 28 | vs COL | INJ | | |
| Jan. 30 | vs COL | 0-0 | 1/0 | 11:09 | Mar. 30 | @ EDM | INJ | | |
| Feb. 1 | vs CHI | 0-0 | 0/0 | 9:33 | Apr. 1 | @ SJ | INJ | | |
| Feb. 4 | @ EDM | 0-0 | 0/0 | 6:27 | Apr. 4 | vs EDM | INJ | | |
| Feb. 7 | @ MIN | 0-0 | 3/0 | 8:07 | Apr. 6 | vs CGY | 1-0 | 1/1 | 7:50 |
| Feb. 9 | vs CGY | 0-0 | 1/0 | 10:11 | Apr. 8 | vs PHX | 0-0 | 1/0 | 7:39 |
| Feb. 12 | vs MIN | 0-0 | 0/0 | 7:06 | Apr. 10 | @ CGY | 0-0 | 0/0 | 10:10 |
| Feb. 15 | vs DAL | 0-1 | 1/1 | 7:57 | Apr. 13 | @ COL | 0-0 | 0/0 | 9:47 |
| Feb. 17 | vs STL | 0-0 | 0/0 | 8:18 | Apr. 15 | @ NSH | 0-0 | 0/-1 | 10:58 |
| Feb. 19 | @ CHI | 0-0 | 1/0 | 6:27 | Apr. 16 | @ STL | 0-0 | 0/0 | 6:08 |
| Feb. 21 | @ DAL | 0-0 | 1/0 | 10:54 | Apr. 18 | @ DAL | 0-0 | 2/-1 | 8:18 |
| Feb. 22 | @ NSH | 1-0 (W) | 2/1 | 9:34 | Apr. 20 | vs DET | 0-0 | 0/0 | 7:22 |
| Feb. 24 | @ DET | 0-0 | 0/0 | 10:48 | Apr. 22 | vs CHI | DND | | |
| Feb. 26 | vs PHX | 0-0 | 0/-2 | 6:27 | Apr. 25 | vs ANA | DND | | |
| Mar. 2 | vs LA | 0-0 | 0/-1 | 7:57 | Apr. 27 | @ EDM | 0-0 | 0/-2 | 14:14 |
| Mar. 3 | @ CGY | 0-0 | 0/-1 | 6:13 | | | | | |
| Mar. 5 | vs SJ | 0-0 | 0/-1 | 8:45 | | | | | |
| Mar. 7 | @ CBJ | 0-0 | 1/0 | 7:42 | | | | | |
| Mar. 10 | @ MIN | 0-0 | 0/0 | 9:46 | | | | | |
| Mar. 12 | @ CBJ | 0-0 | 0/0 | 8:14 | | | | | |
| Mar. 14 | vs NSH | 0-2 | 0/2 | 10:15 | | | | | |
| Mar. 16 | vs DET | 0-0 | 2/-2 | 12:01 | | | | | |
| Mar. 18 | vs MIN | 0-0 | 2/0 | 10:58 | | | | | |



IN THE SYSTEM



STEVEN ANTHONY


LEFT WING **SHOOTS LEFT**
6'2" **192 LBS**
HALIFAX, NS **MAR. 21, 1991**

Acquired: Vancouver's seventh round choice, 187th overall in the 2009 NHL Entry Draft.

REGULAR SEASON

PLAYOFFS

| SEASON | CLUB | LEA | GP | G | A | PTS | PIM | GP | G | A | PTS | PIM |
|---------|------------|-------|----|----|----|-----|-----|----|---|---|-----|-----|
| 2007.08 | Saint John | QMJHL | 55 | 6 | 8 | 14 | 38 | 10 | 1 | 1 | 2 | 2 |
| 2008.09 | Saint John | QMJHL | 67 | 19 | 29 | 48 | 47 | 4 | 1 | 2 | 3 | 4 |
| 2009.10 | Saint John | QMJHL | 61 | 18 | 23 | 41 | 28 | 5 | 0 | 0 | 0 | 6 |
| 2010.11 | Saint John | QMJHL | 61 | 23 | 37 | 60 | 23 | 14 | 5 | 7 | 12 | 12 |
| 2011.12 | Kalamazoo | ECHL | 34 | 8 | 12 | 20 | 28 | - | - | - | - | - |
| 2012.13 | Kalamazoo | ECHL | 41 | 3 | 8 | 11 | 10 | - | - | - | - | - |



DARREN ARCHIBALD


LEFT WING **SHOOTS LEFT**
6'3" **212 LBS**
NEWMARKET, ON **FEB. 9, 1990**

Acquired: Signed as a free agent, December 13, 2010.

REGULAR SEASON

PLAYOFFS

| SEASON | CLUB | LEA | GP | G | A | PTS | PIM | GP | G | A | PTS | PIM |
|---------|-------------|-------|----|----|----|-----|-----|----|----|---|-----|-----|
| 2007.08 | Stouffville | OPJHL | 49 | 21 | 27 | 48 | 46 | - | - | - | - | - |
| 2008.09 | Barrie | OHL | 68 | 25 | 24 | 49 | 35 | 5 | 4 | 3 | 7 | 2 |
| 2009.10 | Barrie | OHL | 57 | 26 | 33 | 59 | 62 | 16 | 5 | 5 | 10 | 16 |
| 2010.11 | Barrie | OHL | 24 | 18 | 12 | 30 | 21 | - | - | - | - | - |
| 2010.11 | Niagara | OHL | 37 | 23 | 13 | 36 | 30 | 14 | 10 | 4 | 14 | 6 |
| 2011.12 | Chicago | AHL | 20 | 1 | 0 | 1 | 10 | - | - | - | - | - |
| | Kalamazoo | ECHL | 49 | 14 | 31 | 45 | 59 | 14 | 2 | 4 | 6 | 21 |
| 2012.13 | Chicago | AHL | 55 | 12 | 10 | 22 | 47 | - | - | - | - | - |
| | Kalamazoo | ECHL | 18 | 6 | 7 | 13 | 29 | - | - | - | - | - |



JOE CANNATA

GOALTENDER **CATCHES LEFT**
6'1" **200 LBS**
WAKEFIELD, MA **JAN. 2, 1990**

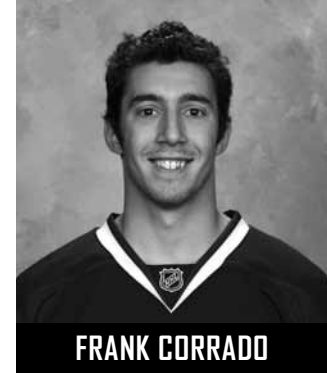
Acquired: Vancouver's sixth round choice, 173rd overall in the 2009 NHL Entry Draft.

REGULAR SEASON

PLAYOFFS

| SEASON | CLUB | LEA | GPI | MIN | GA | SO | GAA | W | L | OT/SOL | PCT | GPI | MIN | GA | SO | GAA | W | L | PCT |
|---------|-------------|------|-----|-------|----|----|------|----|----|--------|------|-----|-----|----|----|-----|---|---|-----|
| 2007.08 | USNTDP U-18 | NAHL | 5 | 307 | 12 | 0 | 2.35 | 3 | 1 | 1 | .914 | - | - | - | - | - | - | - | - |
| 2008.09 | Merrimack | NCAA | 23 | 1,353 | 53 | 2 | 2.35 | 7 | 11 | 4 | .918 | - | - | - | - | - | - | - | - |
| 2009.10 | Merrimack | NCAA | 24 | 1,362 | 69 | 2 | 3.04 | 10 | 13 | 1 | .902 | - | - | - | - | - | - | - | - |
| 2010.11 | Merrimack | NCAA | 39 | 2,251 | 93 | 1 | 2.48 | 25 | 10 | 4 | .911 | - | - | - | - | - | - | - | - |
| 2011.12 | Merrimack | NCAA | 36 | 2,179 | 79 | 2 | 2.18 | 17 | 12 | 7 | .925 | - | - | - | - | - | - | - | - |
| | Chicago | AHL | 1 | 60 | 2 | 0 | 2.00 | 1 | 0 | 0 | .950 | - | - | - | - | - | - | - | - |
| 2012.13 | Chicago | AHL | 14 | 747 | 33 | 2 | 2.65 | 6 | 6 | 0 | .912 | - | - | - | - | - | - | - | - |
| | Kalamazoo | ECHL | 7 | 419 | 23 | 2 | 3.29 | 3 | 4 | 0 | .905 | - | - | - | - | - | - | - | - |

| SEASON | CLUB | LEA | REGULAR SEASON | | | | | PLAYOFFS | | | | |
|-----------------------------|------------------|------------|----------------|----------|----------|----------|----------|----------|---|---|-----|-----|
| | | | GP | G | A | PTS | PIM | GP | G | A | PTS | PIM |
| 2009.10 | Sudbury | OHL | 63 | 1 | 8 | 9 | 46 | 4 | 0 | 1 | 1 | 0 |
| 2010.11 | Sudbury | OHL | 67 | 4 | 26 | 30 | 94 | 8 | 1 | 4 | 5 | 8 |
| 2011.12 | Chicago | AHL | 4 | 0 | 1 | 1 | 0 | 2 | 0 | 0 | 0 | 0 |
| | Sudbury | OHL | 60 | 3 | 23 | 26 | 81 | 4 | 0 | 0 | 0 | 12 |
| 2012.13 | Vancouver | NHL | 3 | 0 | 0 | 0 | 0 | | | | | |
| | Chicago | AHL | 3 | 0 | 2 | 2 | 0 | - | - | - | - | - |
| | Sudbury | OHL | 41 | 6 | 21 | 27 | 44 | - | - | - | - | - |
| | Kitchener | OHL | 28 | 1 | 17 | 18 | 45 | 10 | 1 | 1 | 2 | 6 |
| VANCOUVER/NHL TOTALS | | | 3 | 0 | 0 | 0 | 0 | - | - | - | - | - |




FRANK CORRADO

DEFENCE **SHOOTS RIGHT**
6'2" **191 LBS**
TORONTO, ON **MAR. 26, 1993**

Acquired: Vancouver's fifth round choice, 150th overall in the 2011 NHL Entry Draft.

| SEASON | CLUB | LEA | REGULAR SEASON | | | | | PLAYOFFS | | | | |
|-------------------------|------------------|------------|----------------|----------|----------|----------|-----------|----------|----|---|-----|-----|
| | | | GP | G | A | PTS | PIM | GP | G | A | PTS | PIM |
| 2001.02 | Rouyn-Noranda | QMJHL | 65 | 14 | 10 | 24 | 115 | 4 | 1 | 1 | 2 | 9 |
| 2002.03 | Rouyn-Noranda | QMJHL | 64 | 15 | 18 | 33 | 233 | 4 | 0 | 0 | 0 | 4 |
| 2003.04 | Rouyn-Noranda | QMJHL | 58 | 20 | 21 | 41 | 199 | 11 | 2 | 2 | 4 | 24 |
| 2004.05 | Rouyn-Noranda | QMJHL | 56 | 27 | 16 | 43 | 206 | 10 | 1 | 4 | 5 | 25 |
| 2005.06 | Chicago | AHL | 3 | 0 | 0 | 0 | 7 | - | - | - | - | - |
| | Gwinnett | ECHL | 65 | 33 | 27 | 60 | 187 | 17 | 10 | 6 | 16 | 38 |
| 2006.07 | Chicago | AHL | 54 | 3 | 6 | 9 | 118 | 6 | 0 | 1 | 1 | 2 |
| 2007.08 | Chicago | AHL | 23 | 2 | 1 | 3 | 30 | 1 | 0 | 1 | 1 | 0 |
| | Gwinnett | ECHL | 10 | 2 | 5 | 7 | 46 | 8 | 3 | 6 | 9 | 10 |
| 2008.09 | Manitoba | AHL | 78 | 21 | 26 | 47 | 158 | 22 | 4 | 8 | 12 | 18 |
| 2009.10 | Vancouver | NHL | 1 | 0 | 0 | 0 | 2 | - | - | - | - | - |
| | Manitoba | AHL | 67 | 19 | 15 | 34 | 144 | 6 | 3 | 6 | 9 | 17 |
| 2010.11 | Vancouver | NHL | 12 | 0 | 0 | 0 | 10 | - | - | - | - | - |
| | Manitoba | AHL | 53 | 11 | 16 | 27 | 104 | 13 | 1 | 3 | 4 | 31 |
| 2011.12 | Calgary | NHL | 10 | 0 | 0 | 0 | 25 | - | - | - | - | - |
| | Abbotsford | AHL | 59 | 3 | 11 | 14 | 114 | 7 | 1 | 0 | 1 | 21 |
| 2012.13 | Chicago | AHL | 52 | 4 | 4 | 8 | 118 | - | - | - | - | - |
| VANCOUVER TOTALS | | | 13 | 0 | 0 | 0 | 12 | - | - | - | - | - |
| NHL TOTALS | | | 23 | 0 | 0 | 0 | 37 | - | - | - | - | - |

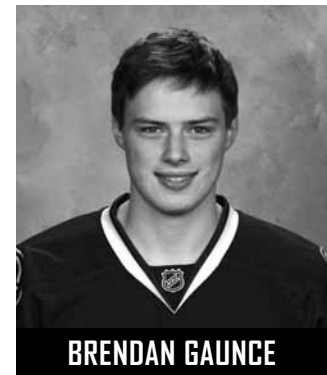


GUILAUME DESBIENS

RIGHT WING **SHOOTS RIGHT**
6'3" **205 LBS**
ALMA, QC **APR. 20, 1985**

Acquired: Signed as a free agent July 30, 2012.

| SEASON | CLUB | LEA | REGULAR SEASON | | | | | PLAYOFFS | | | | |
|---------|------------|------|----------------|----|----|-----|-----|----------|---|---|-----|-----|
| | | | GP | G | A | PTS | PIM | GP | G | A | PTS | PIM |
| 2009.10 | Markham | OJHL | 1 | 0 | 0 | 0 | 0 | - | - | - | - | - |
| 2010.11 | Belleville | OHL | 65 | 11 | 25 | 36 | 40 | 4 | 0 | 0 | 0 | 4 |
| 2011.12 | Belleville | OHL | 68 | 28 | 40 | 68 | 68 | 6 | 1 | 2 | 3 | 2 |
| 2012.13 | Belleville | OHL | 60 | 33 | 27 | 60 | 44 | | | | | |

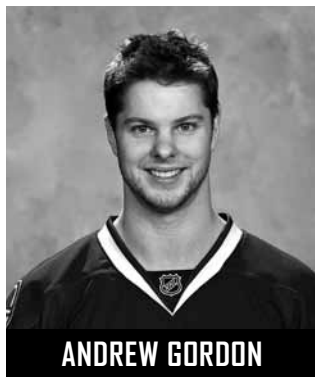


BRENDAN GAUNCE

CENTRE **SHOOTS LEFT**
6'2" **205 LBS**
MARKHAM, ON **MAR. 25, 1994**

Acquired: Vancouver's first round choice, 26th overall in the 2012 NHL Entry Draft.

IN THE SYSTEM



ANDREW GORDON


RIGHT WING **SHOOTS RIGHT**
6'0" **194 LBS**
HALIFAX, NS **DEC. 13, 1985**

Acquired: From Anaheim in exchange for Sebastien Erixon, February 27, 2012.

REGULAR SEASON

PLAYOFFS

| SEASON | CLUB | LEA | GP | G | A | PTS | PIM | GP | G | A | PTS | PIM |
|-------------------------|-------------------|------------|-----------|----------|----------|----------|----------|----|----|---|-----|-----|
| 2002.03 | Notre Dame | SJHL | 58 | 20 | 27 | 47 | 12 | - | - | - | - | - |
| 2003.04 | Notre Dame | SJHL | 55 | 20 | 44 | 64 | 12 | - | - | - | - | - |
| 2004.05 | St. Cloud State | WCHA | 38 | 9 | 8 | 17 | 6 | - | - | - | - | - |
| 2005.06 | St. Cloud State | WCHA | 42 | 20 | 20 | 40 | 22 | - | - | - | - | - |
| 2006.07 | St. Cloud State | WCHA | 40 | 22 | 23 | 45 | 16 | - | - | - | - | - |
| 2007.08 | Hershey | AHL | 58 | 16 | 35 | 51 | 39 | 5 | 3 | 2 | 5 | 2 |
| | South Carolina | ECHL | 11 | 8 | 6 | 14 | 6 | 9 | 5 | 3 | 8 | 8 |
| 2008.09 | Washington | NHL | 1 | 0 | 0 | 0 | 0 | - | - | - | - | - |
| | Hershey | AHL | 80 | 21 | 24 | 45 | 47 | 22 | 6 | 4 | 10 | 6 |
| 2009.10 | Washington | NHL | 2 | 0 | 0 | 0 | 0 | - | - | - | - | - |
| | Hershey | AHL | 79 | 37 | 34 | 71 | 57 | 17 | 13 | 7 | 20 | 2 |
| 2010.11 | Washington | NHL | 9 | 1 | 1 | 2 | 0 | - | - | - | - | - |
| | Hershey | AHL | 50 | 28 | 29 | 57 | 24 | 2 | 0 | 1 | 1 | 6 |
| 2011.12 | Anaheim | NHL | 37 | 2 | 3 | 5 | 6 | - | - | - | - | - |
| | Syracuse | AHL | 19 | 3 | 5 | 8 | 10 | - | - | - | - | - |
| | Chicago | AHL | 10 | 2 | 1 | 3 | 10 | - | - | - | - | - |
| 2012.13 | Vancouver | NHL | 6 | 0 | 0 | 0 | 0 | - | - | - | - | - |
| | Chicago | AHL | 54 | 19 | 13 | 32 | 49 | - | - | - | - | - |
| VANCOUVER TOTALS | | | 6 | 0 | 0 | 0 | 0 | - | - | - | - | - |
| NHL TOTALS | | | 55 | 3 | 4 | 7 | 6 | - | - | - | - | - |



NICKLAS JENSEN


RIGHT WING **SHOOTS LEFT**
6'3" **186 LBS**
HERNING, DNK **MAR. 6, 1993**

Acquired: Vancouver's first round choice, 29th overall in the 2011 NHL Entry Draft.

REGULAR SEASON

PLAYOFFS

| SEASON | CLUB | LEA | GP | G | A | PTS | PIM | GP | G | A | PTS | PIM |
|-----------------------------|------------------|------------|----------|----------|----------|----------|----------|----|---|---|-----|-----|
| 2009.10 | Herning | Denma | 34 | 12 | 14 | 26 | 28 | - | - | - | - | - |
| 2010.11 | Oshawa | OHL | 61 | 29 | 29 | 58 | 42 | 10 | 7 | 4 | 11 | 2 |
| 2011.12 | Chicago | AHL | 6 | 4 | 0 | 4 | 6 | 2 | 2 | 0 | 2 | 0 |
| | Oshawa | OHL | 57 | 25 | 33 | 58 | 29 | 6 | 1 | 4 | 5 | 0 |
| 2012.13 | Vancouver | NHL | 2 | 0 | 0 | 0 | 0 | - | - | - | - | - |
| | AIK | SEL | 50 | 17 | 6 | 23 | 16 | - | - | - | - | - |
| | Chicago | AHL | 20 | 2 | 2 | 4 | 8 | - | - | - | - | - |
| VANCOUVER/NHL TOTALS | | | 2 | 0 | 0 | 0 | 0 | - | - | - | - | - |



DEREK JOSLIN

DEFENCE **SHOOTS LEFT**
6'1" **210 LBS**
RICHMOND HILL, ON **MAR. 17, 1987**

Acquired: Signed as a free agent, July 5, 2012.

REGULAR SEASON


PLAYOFFS

| SEASON | CLUB | LEA | GP | G | A | PTS | PIM | GP | G | A | PTS | PIM |
|-------------------------|------------------|------------|------------|----------|-----------|-----------|-----------|----|---|---|-----|-----|
| 2003.04 | Aurora | OPJHL | 36 | 4 | 12 | 16 | 48 | - | - | - | - | - |
| 2003.04 | Ottawa | OHL | 7 | 0 | 0 | 0 | 4 | - | - | - | - | - |
| 2004.05 | Ottawa | OHL | 68 | 6 | 24 | 30 | 44 | 21 | 0 | 3 | 3 | 24 |
| 2005.06 | Ottawa | OHL | 68 | 11 | 37 | 48 | 40 | 6 | 1 | 5 | 6 | 10 |
| | Cleveland | AHL | 2 | 0 | 0 | 0 | 0 | - | - | - | - | - |
| 2006.07 | Worcester | AHL | 3 | 0 | 0 | 0 | 0 | 4 | 0 | 0 | 0 | 2 |
| | Ottawa | OHL | 68 | 11 | 38 | 49 | 66 | 5 | 1 | 4 | 5 | 4 |
| 2007.08 | Worcester | AHL | 80 | 10 | 24 | 34 | 44 | - | - | - | - | - |
| 2008.09 | San Jose | NHL | 12 | 0 | 0 | 0 | 6 | - | - | - | - | - |
| | Worcester | AHL | 63 | 11 | 19 | 30 | 40 | 12 | 0 | 2 | 2 | 8 |
| 2009.10 | San Jose | NHL | 24 | 0 | 3 | 3 | 12 | - | - | - | - | - |
| | Worcester | AHL | 55 | 5 | 27 | 32 | 29 | 11 | 4 | 1 | 5 | 4 |
| 2010.11 | San Jose | NHL | 17 | 1 | 3 | 4 | 8 | - | - | - | - | - |
| | Carolina | NHL | 17 | 1 | 4 | 5 | 2 | - | - | - | - | - |
| 2011.12 | Carolina | NHL | 44 | 2 | 2 | 4 | 35 | - | - | - | - | - |
| | Charlotte | AHL | 4 | 0 | 3 | 3 | 0 | - | - | - | - | - |
| 2012.13 | Vancouver | NHL | 2 | 0 | 0 | 0 | 0 | - | - | - | - | - |
| | Chicago | AHL | 53 | 2 | 8 | 10 | 40 | - | - | - | - | - |
| | Worcester | AHL | 13 | 2 | 4 | 6 | 7 | - | - | - | - | - |
| VANCOUVER TOTALS | | | 2 | 0 | 0 | 0 | 0 | - | - | - | - | - |
| NHL TOTALS | | | 116 | 4 | 12 | 16 | 63 | - | - | - | - | - |

REGULAR SEASON

PLAYOFFS

| SEASON | CLUB | LEA | GPI | MIN | GA | SO | GAA | W | L | OT/SOL | PCT | GPI | MIN | GA | SO | GAA | W | L | PCT |
|---------|------------|--------|-----|-------|-----|----|------|-----|-----|--------|------|-----|-----|----|----|------|-----|-----|------|
| 2004.05 | Djurgarden | SWE-JE | 1 | 60 | 6 | 0 | 6.00 | n/a | n/a | n/a | .872 | - | - | - | - | - | - | - | - |
| 2005.06 | Djurgarden | SWE-JE | 18 | 1,095 | 32 | 3 | 1.75 | n/a | n/a | n/a | .930 | - | - | - | - | - | - | - | - |
| 2006.07 | Leksands | SWE-JE | 18 | 1,056 | 56 | 0 | 3.18 | n/a | n/a | n/a | .909 | - | - | - | - | - | - | - | - |
| | Leksands | SWE-AI | 2 | 78 | 4 | 0 | 3.08 | n/a | n/a | n/a | .867 | - | - | - | - | - | - | - | - |
| 2007.08 | Leksands | SWE-JE | 18 | 1,077 | 49 | 4 | 2.73 | n/a | n/a | n/a | .909 | 3 | 179 | 8 | 0 | 2.68 | n/a | n/a | .925 |
| | Leksands | SWE-AI | 24 | 1,441 | 45 | 4 | 1.87 | n/a | n/a | n/a | .923 | - | - | - | - | - | - | - | - |
| 2008.09 | Leksands | SWE-JE | 2 | 120 | 4 | 1 | 2.00 | n/a | n/a | n/a | .900 | - | - | - | - | - | - | - | - |
| | Leksands | SWE-AI | 32 | 1,905 | 64 | 4 | 2.02 | n/a | n/a | n/a | .930 | 6 | 355 | 14 | 0 | 2.37 | n/a | n/a | .903 |
| 2009.10 | Brynas | SWE-JE | 6 | 359 | 21 | 0 | 3.51 | n/a | n/a | n/a | .884 | - | - | - | - | - | - | - | - |
| | Brynas | SWE-E | 14 | 808 | 36 | 0 | 2.67 | 5 | 7 | 1 | .911 | 2 | 78 | 2 | 0 | 1.53 | n/a | n/a | .946 |
| 2010.11 | Manitoba | AHL | 53 | 3,135 | 118 | 5 | 2.26 | 38 | 21 | 4 | .926 | - | - | - | - | - | - | - | - |
| 2011.12 | Chicago | AHL | 43 | 2,544 | 96 | 4 | 2.26 | 20 | 19 | 3 | .926 | - | - | - | - | - | - | - | - |
| 2012.13 | Chicago | AHL | 13 | 760 | 38 | 0 | 3.00 | 7 | 4 | 1 | .899 | - | - | - | - | - | - | - | - |



EDDIE LACK

GOALTENDER **CATCHES RIGHT**
6'4" **197 LBS**
NORRTALJE, SWE **JAN. 5, 1988**

Acquired: Signed as a free agent, April 6, 2010.

REGULAR SEASON

PLAYOFFS

| SEASON | CLUB | LEA | GP | G | A | PTS | PIM | GP | G | A | PTS | PIM |
|---------|------------------------|-------|----|----|----|-----|-----|----|---|---|-----|-----|
| 2007.08 | Oakville | OPJHL | 31 | 9 | 13 | 22 | 51 | - | - | - | - | - |
| 2008.09 | Oakville | OJHL | 47 | 19 | 23 | 42 | 74 | - | - | - | - | - |
| 2009.10 | Oakville | OJHL | 16 | 8 | 9 | 17 | 16 | - | - | - | - | - |
| 2010.11 | Lake Superior State U. | CCHA | 38 | 4 | 4 | 8 | 40 | - | - | - | - | - |
| 2011.12 | Lake Superior State U. | CCHA | 38 | 9 | 6 | 15 | 59 | - | - | - | - | - |
| 2012.13 | Chicago | AHL | 13 | 0 | 0 | 0 | 6 | - | - | - | - | - |
| | Lake Superior State U. | CCHA | 32 | 8 | 8 | 16 | 111 | - | - | - | - | - |



KELLAN LAIN


FORWARD **SHOOTS LEFT**
6'6" **222 LBS**
OAKVILLE, ON **AUG. 11, 1989**

Acquired: Signed as a free agent, March 16, 2013.

REGULAR SEASON

PLAYOFFS

| SEASON | CLUB | LEA | GP | G | A | PTS | PIM | GP | G | A | PTS | PIM |
|---------|----------------|------|----|----|----|-----|-----|----|---|---|-----|-----|
| 2004.05 | Sioux Falls | USHL | 60 | 14 | 23 | 37 | 8 | - | - | - | - | - |
| 2005.06 | U. of Denver | NCAA | 37 | 7 | 10 | 17 | 24 | - | - | - | - | - |
| 2006.07 | U. of Denver | NCAA | 37 | 5 | 12 | 17 | 20 | - | - | - | - | - |
| 2007.08 | U. of Denver | NCAA | 40 | 4 | 18 | 22 | 65 | - | - | - | - | - |
| 2008.09 | U. of Denver | NCAA | 38 | 4 | 21 | 25 | 39 | - | - | - | - | - |
| 2009.10 | Manchester | AHL | 44 | 4 | 6 | 10 | 16 | 2 | 0 | 0 | 0 | 2 |
| | Ontario | ECHL | 1 | 0 | 0 | 0 | 0 | - | - | - | - | - |
| 2010.11 | Manchester | AHL | 67 | 3 | 17 | 20 | 32 | 7 | 0 | 1 | 1 | 4 |
| 2011.12 | Manchester | AHL | 69 | 13 | 28 | 41 | 45 | 4 | 1 | 2 | 3 | 8 |
| 2012.13 | Chicago Wolves | AHL | 2 | 0 | 0 | 0 | 0 | - | - | - | - | - |




PATRICK MULLEN

DEFENCE **SHOOTS RIGHT**
5'10" **184 LBS**
BOSTON, MA **MAY 6, 1986**

Acquired: Signed as a free agent, July 5, 2012.

IN THE SYSTEM



ADAM POLASEK


DEFENCE **SHOOTS LEFT**
6'3" **207 LBS**
OSTRAVA, CZE **JUL. 12, 1991**

Acquired: Vancouver's fifth round choice, 145th overall in the 2010 NHL Entry Draft.

REGULAR SEASON

PLAYOFFS

| SEASON | CLUB | LEA | GP | G | A | PTS | PIM | GP | G | A | PTS | PIM |
|---------|-----------|-------|----|----|----|-----|-----|----|---|---|-----|-----|
| 2009.10 | P.E.I. | QMJHL | 66 | 13 | 28 | 41 | 91 | 5 | 0 | 0 | 0 | 2 |
| 2010.11 | P.E.I. | QMJHL | 61 | 7 | 32 | 39 | 59 | 5 | 0 | 0 | 0 | 8 |
| 2011.12 | Chicago | AHL | 46 | 1 | 8 | 9 | 27 | - | - | - | - | - |
| 2012.13 | Chicago | AHL | 24 | 1 | 7 | 8 | 27 | - | - | - | - | - |
| | Kalamazoo | ECHL | 34 | 4 | 4 | 8 | 37 | - | - | - | - | - |



ANTON RODIN


LEFT WING **SHOOTS LEFT**
6'0" **175 LBS**
STOCKHOLM, SWE **NOV. 21, 1990**

Acquired: Vancouver's second round choice, 53rd overall in the 2009 NHL Entry Draft.

REGULAR SEASON

PLAYOFFS

| SEASON | CLUB | LEA | GP | G | A | PTS | PIM | GP | G | A | PTS | PIM |
|---------|------------|-------|----|---|----|-----|-----|----|---|---|-----|-----|
| 2008.09 | Oskarshamn | SWE-1 | 6 | 0 | 0 | 0 | 2 | - | - | - | - | - |
| 2009.10 | Brynäs | SEL | 36 | 1 | 4 | 5 | 8 | 5 | 1 | 0 | 1 | 4 |
| | Mora | SWE-1 | 8 | 2 | 2 | 4 | 0 | - | - | - | - | - |
| 2010.11 | Brynäs | SEL | 53 | 7 | 19 | 26 | 16 | 5 | 1 | 1 | 2 | 0 |
| 2011.12 | Chicago | AHL | 58 | 7 | 17 | 24 | 16 | - | - | - | - | - |
| 2012.13 | Chicago | AHL | 49 | 4 | 10 | 14 | 22 | - | - | - | - | - |



YANN SAUVE

DEFENCE **SHOOTS LEFT**
6'3" **213 LBS**
MONTREAL, QC **FEB. 18, 1990**


Acquired: Vancouver's second round choice, 41st overall in the 2008 NHL Entry Draft.

REGULAR SEASON

PLAYOFFS

| SEASON | CLUB | LEA | GP | G | A | PTS | PIM | GP | G | A | PTS | PIM |
|----------------|-----------------------------|------------|----------|----------|----------|----------|----------|----|---|----|-----|-----|
| 2006.07 | Saint John | QMJHL | 60 | 2 | 13 | 15 | 75 | - | - | - | - | - |
| 2007.08 | Saint John | QMJHL | 69 | 6 | 15 | 21 | 92 | 14 | 1 | 2 | 3 | 23 |
| 2008.09 | Saint John | QMJHL | 61 | 5 | 25 | 30 | 64 | 4 | 0 | 2 | 2 | 8 |
| 2009.10 | Saint John | QMJHL | 61 | 7 | 29 | 36 | 65 | 21 | 5 | 10 | 15 | 36 |
| 2010.11 | Vancouver | NHL | 5 | 0 | 0 | 0 | 0 | - | - | - | - | - |
| | Manitoba | AHL | 39 | 3 | 11 | 14 | 24 | - | - | - | - | - |
| 2011.12 | Chicago | AHL | 70 | 3 | 6 | 9 | 78 | 3 | 0 | 1 | 1 | 2 |
| 2012.13 | Chicago | AHL | 17 | 0 | 2 | 2 | 10 | - | - | - | - | - |
| | Kalamazoo | ECHL | 32 | 10 | 9 | 19 | 40 | - | - | - | - | - |
| | VANCOUVER/NHL TOTALS | | 5 | 0 | 0 | 0 | 0 | - | - | - | - | - |

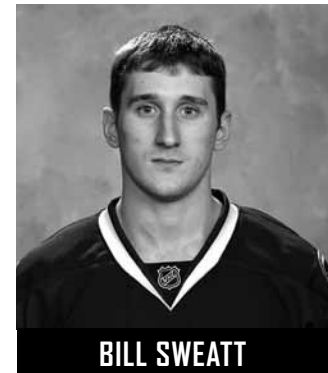
| SEASON | CLUB | LEA | REGULAR SEASON | | | | | PLAYOFFS | | | | |
|-----------------------------|--------------------|------------|----------------|----------|----------|----------|----------|----------|---|---|-----|-----|
| | | | GP | G | A | PTS | PIM | GP | G | A | PTS | PIM |
| 2004.05 | U.S. National U-18 | NAHL | 41 | 7 | 9 | 16 | 12 | - | - | - | - | - |
| 2005.06 | U.S. National U-18 | NAHL | 17 | 10 | 15 | 25 | 4 | - | - | - | - | - |
| 2006.07 | Colorado College | NCAA | 30 | 9 | 17 | 26 | 18 | - | - | - | - | - |
| 2007.08 | Colorado College | NCAA | 37 | 10 | 17 | 27 | 38 | - | - | - | - | - |
| 2008.09 | Colorado College | NCAA | 37 | 12 | 11 | 23 | 28 | - | - | - | - | - |
| 2009.10 | Colorado College | NCAA | 39 | 15 | 18 | 33 | 18 | - | - | - | - | - |
| 2010.11 | Manitoba | AHL | 80 | 19 | 27 | 46 | 28 | - | - | - | - | - |
| 2011.12 | Chicago | AHL | 76 | 21 | 23 | 44 | 18 | 5 | 1 | 1 | 2 | 0 |
| 2012.13 | Vancouver | NHL | 31 | 3 | 6 | 9 | 4 | - | - | - | - | - |
| | Chicago | AHL | 42 | 12 | 21 | 33 | 14 | - | - | - | - | - |
| VANCOUVER/NHL TOTALS | | | 31 | 3 | 6 | 9 | 4 | - | - | - | - | - |



JORDAN SCHROEDER
 CENTRE SHOOTS LEFT
 5'9" 180 LBS
 PRIOR LAKE, MN SEPT. 29, 1990

Acquired: Vancouver's first round choice, 22nd overall in the 2009 NHL Entry Draft.


| SEASON | CLUB | LEA | REGULAR SEASON | | | | | PLAYOFFS | | | | |
|-----------------------------|--------------------|------------|----------------|----------|----------|----------|----------|----------|---|---|-----|-----|
| | | | GP | G | A | PTS | PIM | GP | G | A | PTS | PIM |
| 2004.05 | U.S. National U-18 | NAHL | 41 | 7 | 9 | 16 | 12 | - | - | - | - | - |
| 2005.06 | U.S. National U-18 | NAHL | 17 | 10 | 15 | 25 | 4 | - | - | - | - | - |
| 2006.07 | Colorado College | NCAA | 30 | 9 | 17 | 26 | 18 | - | - | - | - | - |
| 2007.08 | Colorado College | NCAA | 37 | 10 | 17 | 27 | 38 | - | - | - | - | - |
| 2008.09 | Colorado College | NCAA | 37 | 12 | 11 | 23 | 28 | - | - | - | - | - |
| 2009.10 | Colorado College | NCAA | 39 | 15 | 18 | 33 | 18 | - | - | - | - | - |
| 2010.11 | Manitoba | AHL | 80 | 19 | 27 | 46 | 28 | - | - | - | - | - |
| 2011.12 | Vancouver | NHL | 2 | 0 | 0 | 0 | 0 | - | - | - | - | - |
| | Chicago | AHL | 67 | 16 | 17 | 33 | 22 | - | - | - | - | - |
| 2012.13 | Vancouver | NHL | 1 | 0 | 0 | 0 | 0 | - | - | - | - | - |
| | Chicago | AHL | 66 | 15 | 21 | 36 | 12 | - | - | - | - | - |
| VANCOUVER/NHL TOTALS | | | 3 | 0 | 0 | 0 | 0 | - | - | - | - | - |



BILL SWEATT
 LEFT WING SHOOTS LEFT
 6'0" 190 LBS
 ELBURN, IL SEPT. 21, 1988

Acquired: Signed as a free agent August 19, 2010.


| SEASON | CLUB | LEA | REGULAR SEASON | | | | | PLAYOFFS | | | | |
|-------------------|---------------------|------------|----------------|-----------|-----------|------------|------------|-----------|----------|----------|----------|-----------|
| | | | GP | G | A | PTS | PIM | GP | G | A | PTS | PIM |
| 1997.98 | Red Deer | WHL | 35 | 0 | 3 | 3 | 55 | 2 | 0 | 0 | 0 | 0 |
| 1998.99 | Red Deer | WHL | 70 | 5 | 23 | 28 | 258 | 9 | 0 | 1 | 1 | 24 |
| 1999.00 | Red Deer | WHL | 71 | 8 | 30 | 38 | 221 | 4 | 0 | 1 | 1 | 16 |
| 2000.01 | Red Deer | WHL | 72 | 21 | 44 | 65 | 180 | 22 | 3 | 13 | 16 | 43 |
| 2001.02 | Philadelphia | AHL | 74 | 1 | 13 | 14 | 88 | 5 | 0 | 2 | 2 | 14 |
| 2002.03 | Philadelphia | NHL | 24 | 2 | 1 | 3 | 27 | 8 | 0 | 1 | 1 | 9 |
| | Philadelphia | AHL | 48 | 4 | 8 | 12 | 122 | - | - | - | - | - |
| 2003.04 | Philadelphia | NHL | 23 | 3 | 2 | 5 | 25 | - | - | - | - | - |
| | Chicago | NHL | 23 | 2 | 10 | 12 | 58 | - | - | - | - | - |
| | Philadelphia | AHL | 26 | 1 | 6 | 7 | 120 | - | - | - | - | - |
| 2004.05 | Norfolk | AHL | 52 | 3 | 10 | 13 | 164 | - | - | - | - | - |
| 2005.06 | Chicago | NHL | 76 | 6 | 18 | 24 | 116 | - | - | - | - | - |
| 2006.07 | Chicago | NHL | 46 | 1 | 6 | 7 | 53 | - | - | - | - | - |
| 2007.08 | Chicago | NHL | 26 | 2 | 7 | 9 | 44 | - | - | - | - | - |
| | Philadelphia | NHL | 28 | 1 | 5 | 6 | 27 | - | - | - | - | - |
| | Calgary | NHL | 21 | 0 | 2 | 2 | 39 | 7 | 0 | 0 | 0 | 4 |
| 2008.09 | Calgary | NHL | 45 | 1 | 6 | 7 | 108 | 6 | 0 | 1 | 1 | 4 |
| 2009.10 | Phoenix | NHL | 62 | 4 | 8 | 12 | 60 | - | - | - | - | - |
| 2010.11 | Edmonton | NHL | 62 | 2 | 12 | 14 | 74 | - | - | - | - | - |
| 2011.12 | San Jose | NHL | 25 | 1 | 3 | 4 | 33 | - | - | - | - | - |
| 2012.13 | Chicago | AHL | 34 | 5 | 5 | 10 | 66 | - | - | - | - | - |
| NHL TOTALS | | | 461 | 25 | 80 | 105 | 664 | 21 | 0 | 2 | 2 | 17 |



JIM VANDERMEER
 DEFENCE SHOOTS LEFT
 6'1" 208 LBS
 CAROLINE, AB FEB. 21, 1980

Acquired: Signed as a free agent, January 14, 2013.

IN THE SYSTEM



STEVEN ANTHONY


LEFT WING **SHOOTS LEFT**
6'2" **192 LBS**
HALIFAX, NS **MAR. 21, 1991**

Acquired: Vancouver's seventh round choice, 187th overall in the 2009 NHL Entry Draft.

REGULAR SEASON

PLAYOFFS

| SEASON | CLUB | LEA | GP | G | A | PTS | PIM | GP | G | A | PTS | PIM |
|---------|------------|-------|----|----|----|-----|-----|----|---|---|-----|-----|
| 2007.08 | Saint John | QMJHL | 55 | 6 | 8 | 14 | 38 | 10 | 1 | 1 | 2 | 2 |
| 2008.09 | Saint John | QMJHL | 67 | 19 | 29 | 48 | 47 | 4 | 1 | 2 | 3 | 4 |
| 2009.10 | Saint John | QMJHL | 61 | 18 | 23 | 41 | 28 | 5 | 0 | 0 | 0 | 6 |
| 2010.11 | Saint John | QMJHL | 61 | 23 | 37 | 60 | 23 | 14 | 5 | 7 | 12 | 12 |
| 2011.12 | Kalamazoo | ECHL | 34 | 8 | 12 | 20 | 28 | - | - | - | - | - |
| 2012.13 | Kalamazoo | ECHL | 41 | 3 | 8 | 11 | 10 | - | - | - | - | - |



DARREN ARCHIBALD


LEFT WING **SHOOTS LEFT**
6'3" **212 LBS**
NEWMARKET, ON **FEB. 9, 1990**

Acquired: Signed as a free agent, December 13, 2010.

REGULAR SEASON

PLAYOFFS

| SEASON | CLUB | LEA | GP | G | A | PTS | PIM | GP | G | A | PTS | PIM |
|---------|-------------|-------|----|----|----|-----|-----|----|----|---|-----|-----|
| 2007.08 | Stouffville | OPJHL | 49 | 21 | 27 | 48 | 46 | - | - | - | - | - |
| 2008.09 | Barrie | OHL | 68 | 25 | 24 | 49 | 35 | 5 | 4 | 3 | 7 | 2 |
| 2009.10 | Barrie | OHL | 57 | 26 | 33 | 59 | 62 | 16 | 5 | 5 | 10 | 16 |
| 2010.11 | Barrie | OHL | 24 | 18 | 12 | 30 | 21 | - | - | - | - | - |
| 2010.11 | Niagara | OHL | 37 | 23 | 13 | 36 | 30 | 14 | 10 | 4 | 14 | 6 |
| 2011.12 | Chicago | AHL | 20 | 1 | 0 | 1 | 10 | - | - | - | - | - |
| | Kalamazoo | ECHL | 49 | 14 | 31 | 45 | 59 | 14 | 2 | 4 | 6 | 21 |
| 2012.13 | Chicago | AHL | 55 | 12 | 10 | 22 | 47 | - | - | - | - | - |
| | Kalamazoo | ECHL | 18 | 6 | 7 | 13 | 29 | - | - | - | - | - |



JOE CANNATA

GOALTENDER **CATCHES LEFT**
6'1" **200 LBS**
WAKEFIELD, MA **JAN. 2, 1990**

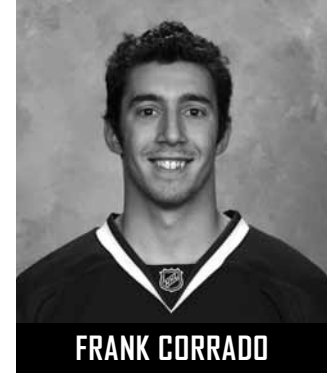
Acquired: Vancouver's sixth round choice, 173rd overall in the 2009 NHL Entry Draft.

REGULAR SEASON

PLAYOFFS

| SEASON | CLUB | LEA | GPI | MIN | GA | SO | GAA | W | L | OT/SOL | PCT | GPI | MIN | GA | SO | GAA | W | L | PCT |
|---------|-------------|------|-----|-------|----|----|------|----|----|--------|------|-----|-----|----|----|-----|---|---|-----|
| 2007.08 | USNTDP U-18 | NAHL | 5 | 307 | 12 | 0 | 2.35 | 3 | 1 | 1 | .914 | - | - | - | - | - | - | - | - |
| 2008.09 | Merrimack | NCAA | 23 | 1,353 | 53 | 2 | 2.35 | 7 | 11 | 4 | .918 | - | - | - | - | - | - | - | - |
| 2009.10 | Merrimack | NCAA | 24 | 1,362 | 69 | 2 | 3.04 | 10 | 13 | 1 | .902 | - | - | - | - | - | - | - | - |
| 2010.11 | Merrimack | NCAA | 39 | 2,251 | 93 | 1 | 2.48 | 25 | 10 | 4 | .911 | - | - | - | - | - | - | - | - |
| 2011.12 | Merrimack | NCAA | 36 | 2,179 | 79 | 2 | 2.18 | 17 | 12 | 7 | .925 | - | - | - | - | - | - | - | - |
| | Chicago | AHL | 1 | 60 | 2 | 0 | 2.00 | 1 | 0 | 0 | .950 | - | - | - | - | - | - | - | - |
| 2012.13 | Chicago | AHL | 14 | 747 | 33 | 2 | 2.65 | 6 | 6 | 0 | .912 | - | - | - | - | - | - | - | - |
| | Kalamazoo | ECHL | 7 | 419 | 23 | 2 | 3.29 | 3 | 4 | 0 | .905 | - | - | - | - | - | - | - | - |

| SEASON | CLUB | LEA | REGULAR SEASON | | | | | PLAYOFFS | | | | |
|-----------------------------|------------------|------------|----------------|----------|----------|----------|----------|----------|---|---|-----|-----|
| | | | GP | G | A | PTS | PIM | GP | G | A | PTS | PIM |
| 2009.10 | Sudbury | OHL | 63 | 1 | 8 | 9 | 46 | 4 | 0 | 1 | 1 | 0 |
| 2010.11 | Sudbury | OHL | 67 | 4 | 26 | 30 | 94 | 8 | 1 | 4 | 5 | 8 |
| 2011.12 | Chicago | AHL | 4 | 0 | 1 | 1 | 0 | 2 | 0 | 0 | 0 | 0 |
| | Sudbury | OHL | 60 | 3 | 23 | 26 | 81 | 4 | 0 | 0 | 0 | 12 |
| 2012.13 | Vancouver | NHL | 3 | 0 | 0 | 0 | 0 | | | | | |
| | Chicago | AHL | 3 | 0 | 2 | 2 | 0 | - | - | - | - | - |
| | Sudbury | OHL | 41 | 6 | 21 | 27 | 44 | - | - | - | - | - |
| | Kitchener | OHL | 28 | 1 | 17 | 18 | 45 | 10 | 1 | 1 | 2 | 6 |
| VANCOUVER/NHL TOTALS | | | 3 | 0 | 0 | 0 | 0 | - | - | - | - | - |




FRANK CORRADO

DEFENCE **SHOOTS RIGHT**
6'2" **191 LBS**
TORONTO, ON **MAR. 26, 1993**

Acquired: Vancouver's fifth round choice, 150th overall in the 2011 NHL Entry Draft.

| SEASON | CLUB | LEA | REGULAR SEASON | | | | | PLAYOFFS | | | | |
|-------------------------|------------------|------------|----------------|----------|----------|----------|-----------|----------|----|---|-----|-----|
| | | | GP | G | A | PTS | PIM | GP | G | A | PTS | PIM |
| 2001.02 | Rouyn-Noranda | QMJHL | 65 | 14 | 10 | 24 | 115 | 4 | 1 | 1 | 2 | 9 |
| 2002.03 | Rouyn-Noranda | QMJHL | 64 | 15 | 18 | 33 | 233 | 4 | 0 | 0 | 0 | 4 |
| 2003.04 | Rouyn-Noranda | QMJHL | 58 | 20 | 21 | 41 | 199 | 11 | 2 | 2 | 4 | 24 |
| 2004.05 | Rouyn-Noranda | QMJHL | 56 | 27 | 16 | 43 | 206 | 10 | 1 | 4 | 5 | 25 |
| 2005.06 | Chicago | AHL | 3 | 0 | 0 | 0 | 7 | - | - | - | - | - |
| | Gwinnett | ECHL | 65 | 33 | 27 | 60 | 187 | 17 | 10 | 6 | 16 | 38 |
| 2006.07 | Chicago | AHL | 54 | 3 | 6 | 9 | 118 | 6 | 0 | 1 | 1 | 2 |
| 2007.08 | Chicago | AHL | 23 | 2 | 1 | 3 | 30 | 1 | 0 | 1 | 1 | 0 |
| | Gwinnett | ECHL | 10 | 2 | 5 | 7 | 46 | 8 | 3 | 6 | 9 | 10 |
| 2008.09 | Manitoba | AHL | 78 | 21 | 26 | 47 | 158 | 22 | 4 | 8 | 12 | 18 |
| 2009.10 | Vancouver | NHL | 1 | 0 | 0 | 0 | 2 | - | - | - | - | - |
| | Manitoba | AHL | 67 | 19 | 15 | 34 | 144 | 6 | 3 | 6 | 9 | 17 |
| 2010.11 | Vancouver | NHL | 12 | 0 | 0 | 0 | 10 | - | - | - | - | - |
| | Manitoba | AHL | 53 | 11 | 16 | 27 | 104 | 13 | 1 | 3 | 4 | 31 |
| 2011.12 | Calgary | NHL | 10 | 0 | 0 | 0 | 25 | - | - | - | - | - |
| | Abbotsford | AHL | 59 | 3 | 11 | 14 | 114 | 7 | 1 | 0 | 1 | 21 |
| 2012.13 | Chicago | AHL | 52 | 4 | 4 | 8 | 118 | - | - | - | - | - |
| VANCOUVER TOTALS | | | 13 | 0 | 0 | 0 | 12 | - | - | - | - | - |
| NHL TOTALS | | | 23 | 0 | 0 | 0 | 37 | - | - | - | - | - |

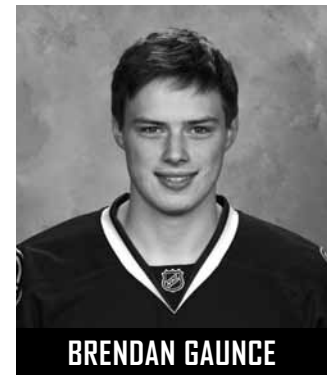


GUILAUME DESBIENS

RIGHT WING **SHOOTS RIGHT**
6'3" **205 LBS**
ALMA, QC **APR. 20, 1985**

Acquired: Signed as a free agent July 30, 2012.

| SEASON | CLUB | LEA | REGULAR SEASON | | | | | PLAYOFFS | | | | |
|---------|------------|------|----------------|----|----|-----|-----|----------|---|---|-----|-----|
| | | | GP | G | A | PTS | PIM | GP | G | A | PTS | PIM |
| 2009.10 | Markham | OJHL | 1 | 0 | 0 | 0 | 0 | - | - | - | - | - |
| 2010.11 | Belleville | OHL | 65 | 11 | 25 | 36 | 40 | 4 | 0 | 0 | 0 | 4 |
| 2011.12 | Belleville | OHL | 68 | 28 | 40 | 68 | 68 | 6 | 1 | 2 | 3 | 2 |
| 2012.13 | Belleville | OHL | 60 | 33 | 27 | 60 | 44 | | | | | |

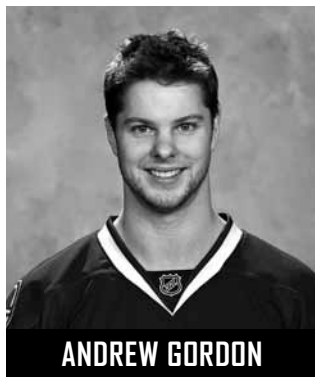


BRENDAN GAUNCE

CENTRE **SHOOTS LEFT**
6'2" **205 LBS**
MARKHAM, ON **MAR. 25, 1994**

Acquired: Vancouver's first round choice, 26th overall in the 2012 NHL Entry Draft.

IN THE SYSTEM



ANDREW GORDON


RIGHT WING **SHOOTS RIGHT**
6'0" **194 LBS**
HALIFAX, NS **DEC. 13, 1985**

Acquired: From Anaheim in exchange for Sebastien Erixon, February 27, 2012.

REGULAR SEASON

PLAYOFFS

| SEASON | CLUB | LEA | GP | G | A | PTS | PIM | GP | G | A | PTS | PIM |
|-------------------------|-------------------|------------|-----------|----------|----------|----------|----------|----|----|---|-----|-----|
| 2002.03 | Notre Dame | SJHL | 58 | 20 | 27 | 47 | 12 | - | - | - | - | - |
| 2003.04 | Notre Dame | SJHL | 55 | 20 | 44 | 64 | 12 | - | - | - | - | - |
| 2004.05 | St. Cloud State | WCHA | 38 | 9 | 8 | 17 | 6 | - | - | - | - | - |
| 2005.06 | St. Cloud State | WCHA | 42 | 20 | 20 | 40 | 22 | - | - | - | - | - |
| 2006.07 | St. Cloud State | WCHA | 40 | 22 | 23 | 45 | 16 | - | - | - | - | - |
| 2007.08 | Hershey | AHL | 58 | 16 | 35 | 51 | 39 | 5 | 3 | 2 | 5 | 2 |
| | South Carolina | ECHL | 11 | 8 | 6 | 14 | 6 | 9 | 5 | 3 | 8 | 8 |
| 2008.09 | Washington | NHL | 1 | 0 | 0 | 0 | 0 | - | - | - | - | - |
| | Hershey | AHL | 80 | 21 | 24 | 45 | 47 | 22 | 6 | 4 | 10 | 6 |
| 2009.10 | Washington | NHL | 2 | 0 | 0 | 0 | 0 | - | - | - | - | - |
| | Hershey | AHL | 79 | 37 | 34 | 71 | 57 | 17 | 13 | 7 | 20 | 2 |
| 2010.11 | Washington | NHL | 9 | 1 | 1 | 2 | 0 | - | - | - | - | - |
| | Hershey | AHL | 50 | 28 | 29 | 57 | 24 | 2 | 0 | 1 | 1 | 6 |
| 2011.12 | Anaheim | NHL | 37 | 2 | 3 | 5 | 6 | - | - | - | - | - |
| | Syracuse | AHL | 19 | 3 | 5 | 8 | 10 | - | - | - | - | - |
| | Chicago | AHL | 10 | 2 | 1 | 3 | 10 | - | - | - | - | - |
| 2012.13 | Vancouver | NHL | 6 | 0 | 0 | 0 | 0 | - | - | - | - | - |
| | Chicago | AHL | 54 | 19 | 13 | 32 | 49 | - | - | - | - | - |
| VANCOUVER TOTALS | | | 6 | 0 | 0 | 0 | 0 | - | - | - | - | - |
| NHL TOTALS | | | 55 | 3 | 4 | 7 | 6 | - | - | - | - | - |



NICKLAS JENSEN


RIGHT WING **SHOOTS LEFT**
6'3" **186 LBS**
HERNING, DNK **MAR. 6, 1993**

Acquired: Vancouver's first round choice, 29th overall in the 2011 NHL Entry Draft.

REGULAR SEASON

PLAYOFFS

| SEASON | CLUB | LEA | GP | G | A | PTS | PIM | GP | G | A | PTS | PIM |
|-----------------------------|------------------|------------|----------|----------|----------|----------|----------|----|---|---|-----|-----|
| 2009.10 | Herning | Denma | 34 | 12 | 14 | 26 | 28 | - | - | - | - | - |
| 2010.11 | Oshawa | OHL | 61 | 29 | 29 | 58 | 42 | 10 | 7 | 4 | 11 | 2 |
| 2011.12 | Chicago | AHL | 6 | 4 | 0 | 4 | 6 | 2 | 2 | 0 | 2 | 0 |
| | Oshawa | OHL | 57 | 25 | 33 | 58 | 29 | 6 | 1 | 4 | 5 | 0 |
| 2012.13 | Vancouver | NHL | 2 | 0 | 0 | 0 | 0 | - | - | - | - | - |
| | AIK | SEL | 50 | 17 | 6 | 23 | 16 | - | - | - | - | - |
| | Chicago | AHL | 20 | 2 | 2 | 4 | 8 | - | - | - | - | - |
| VANCOUVER/NHL TOTALS | | | 2 | 0 | 0 | 0 | 0 | - | - | - | - | - |



DEREK JOSLIN

DEFENCE **SHOOTS LEFT**
6'1" **210 LBS**
RICHMOND HILL, ON **MAR. 17, 1987**

Acquired: Signed as a free agent, July 5, 2012.

REGULAR SEASON


PLAYOFFS

| SEASON | CLUB | LEA | GP | G | A | PTS | PIM | GP | G | A | PTS | PIM |
|-------------------------|------------------|------------|------------|----------|-----------|-----------|-----------|----|---|---|-----|-----|
| 2003.04 | Aurora | OPJHL | 36 | 4 | 12 | 16 | 48 | - | - | - | - | - |
| 2003.04 | Ottawa | OHL | 7 | 0 | 0 | 0 | 4 | - | - | - | - | - |
| 2004.05 | Ottawa | OHL | 68 | 6 | 24 | 30 | 44 | 21 | 0 | 3 | 3 | 24 |
| 2005.06 | Ottawa | OHL | 68 | 11 | 37 | 48 | 40 | 6 | 1 | 5 | 6 | 10 |
| | Cleveland | AHL | 2 | 0 | 0 | 0 | 0 | - | - | - | - | - |
| 2006.07 | Worcester | AHL | 3 | 0 | 0 | 0 | 0 | 4 | 0 | 0 | 0 | 2 |
| | Ottawa | OHL | 68 | 11 | 38 | 49 | 66 | 5 | 1 | 4 | 5 | 4 |
| 2007.08 | Worcester | AHL | 80 | 10 | 24 | 34 | 44 | - | - | - | - | - |
| 2008.09 | San Jose | NHL | 12 | 0 | 0 | 0 | 6 | - | - | - | - | - |
| | Worcester | AHL | 63 | 11 | 19 | 30 | 40 | 12 | 0 | 2 | 2 | 8 |
| 2009.10 | San Jose | NHL | 24 | 0 | 3 | 3 | 12 | - | - | - | - | - |
| | Worcester | AHL | 55 | 5 | 27 | 32 | 29 | 11 | 4 | 1 | 5 | 4 |
| 2010.11 | San Jose | NHL | 17 | 1 | 3 | 4 | 8 | - | - | - | - | - |
| | Carolina | NHL | 17 | 1 | 4 | 5 | 2 | - | - | - | - | - |
| 2011.12 | Carolina | NHL | 44 | 2 | 2 | 4 | 35 | - | - | - | - | - |
| | Charlotte | AHL | 4 | 0 | 3 | 3 | 0 | - | - | - | - | - |
| 2012.13 | Vancouver | NHL | 2 | 0 | 0 | 0 | 0 | - | - | - | - | - |
| | Chicago | AHL | 53 | 2 | 8 | 10 | 40 | - | - | - | - | - |
| | Worcester | AHL | 13 | 2 | 4 | 6 | 7 | - | - | - | - | - |
| VANCOUVER TOTALS | | | 2 | 0 | 0 | 0 | 0 | - | - | - | - | - |
| NHL TOTALS | | | 116 | 4 | 12 | 16 | 63 | - | - | - | - | - |

REGULAR SEASON

PLAYOFFS

| SEASON | CLUB | LEA | GP | MIN | GA | SO | GAA | W | L | OT/SOL | PCT | GP | MIN | GA | SO | GAA | W | L | PCT |
|---------|------------|--------|----|-------|-----|----|------|-----|-----|--------|------|----|-----|----|----|------|-----|-----|------|
| 2004.05 | Djurgarden | SWE-JE | 1 | 60 | 6 | 0 | 6.00 | n/a | n/a | n/a | .872 | - | - | - | - | - | - | - | - |
| 2005.06 | Djurgarden | SWE-JE | 18 | 1,095 | 32 | 3 | 1.75 | n/a | n/a | n/a | .930 | - | - | - | - | - | - | - | - |
| 2006.07 | Leksands | SWE-JE | 18 | 1,056 | 56 | 0 | 3.18 | n/a | n/a | n/a | .909 | - | - | - | - | - | - | - | - |
| | Leksands | SWE-AI | 2 | 78 | 4 | 0 | 3.08 | n/a | n/a | n/a | .867 | - | - | - | - | - | - | - | - |
| 2007.08 | Leksands | SWE-JE | 18 | 1,077 | 49 | 4 | 2.73 | n/a | n/a | n/a | .909 | 3 | 179 | 8 | 0 | 2.68 | n/a | n/a | .925 |
| | Leksands | SWE-AI | 24 | 1,441 | 45 | 4 | 1.87 | n/a | n/a | n/a | .923 | - | - | - | - | - | - | - | - |
| 2008.09 | Leksands | SWE-JE | 2 | 120 | 4 | 1 | 2.00 | n/a | n/a | n/a | .900 | - | - | - | - | - | - | - | - |
| | Leksands | SWE-AI | 32 | 1,905 | 64 | 4 | 2.02 | n/a | n/a | n/a | .930 | 6 | 355 | 14 | 0 | 2.37 | n/a | n/a | .903 |
| 2009.10 | Brynas | SWE-JE | 6 | 359 | 21 | 0 | 3.51 | n/a | n/a | n/a | .884 | - | - | - | - | - | - | - | - |
| | Brynas | SWE-E | 14 | 808 | 36 | 0 | 2.67 | 5 | 7 | 1 | .911 | 2 | 78 | 2 | 0 | 1.53 | n/a | n/a | .946 |
| 2010.11 | Manitoba | AHL | 53 | 3,135 | 118 | 5 | 2.26 | 38 | 21 | 4 | .926 | - | - | - | - | - | - | - | - |
| 2011.12 | Chicago | AHL | 43 | 2,544 | 96 | 4 | 2.26 | 20 | 19 | 3 | .926 | - | - | - | - | - | - | - | - |
| 2012.13 | Chicago | AHL | 13 | 760 | 38 | 0 | 3.00 | 7 | 4 | 1 | .899 | - | - | - | - | - | - | - | - |



EDDIE LACK

GOALTENDER **CATCHES RIGHT**
6'4" **197 LBS**
NORRTALJE, SWE **JAN. 5, 1988**

Acquired: Signed as a free agent, April 6, 2010.

REGULAR SEASON

PLAYOFFS

| SEASON | CLUB | LEA | GP | G | A | PTS | PIM | GP | G | A | PTS | PIM |
|---------|------------------------|-------|----|----|----|-----|-----|----|---|---|-----|-----|
| 2007.08 | Oakville | OPJHL | 31 | 9 | 13 | 22 | 51 | - | - | - | - | - |
| 2008.09 | Oakville | OJHL | 47 | 19 | 23 | 42 | 74 | - | - | - | - | - |
| 2009.10 | Oakville | OJHL | 16 | 8 | 9 | 17 | 16 | - | - | - | - | - |
| 2010.11 | Lake Superior State U. | CCHA | 38 | 4 | 4 | 8 | 40 | - | - | - | - | - |
| 2011.12 | Lake Superior State U. | CCHA | 38 | 9 | 6 | 15 | 59 | - | - | - | - | - |
| 2012.13 | Chicago | AHL | 13 | 0 | 0 | 0 | 6 | - | - | - | - | - |
| | Lake Superior State U. | CCHA | 32 | 8 | 8 | 16 | 111 | - | - | - | - | - |



KELLAN LAIN


FORWARD **SHOOTS LEFT**
6'6" **222 LBS**
OAKVILLE, ON **AUG. 11, 1989**

Acquired: Signed as a free agent, March 16, 2013.

REGULAR SEASON

PLAYOFFS

| SEASON | CLUB | LEA | GP | G | A | PTS | PIM | GP | G | A | PTS | PIM |
|---------|----------------|------|----|----|----|-----|-----|----|---|---|-----|-----|
| 2004.05 | Sioux Falls | USHL | 60 | 14 | 23 | 37 | 8 | - | - | - | - | - |
| 2005.06 | U. of Denver | NCAA | 37 | 7 | 10 | 17 | 24 | - | - | - | - | - |
| 2006.07 | U. of Denver | NCAA | 37 | 5 | 12 | 17 | 20 | - | - | - | - | - |
| 2007.08 | U. of Denver | NCAA | 40 | 4 | 18 | 22 | 65 | - | - | - | - | - |
| 2008.09 | U. of Denver | NCAA | 38 | 4 | 21 | 25 | 39 | - | - | - | - | - |
| 2009.10 | Manchester | AHL | 44 | 4 | 6 | 10 | 16 | 2 | 0 | 0 | 0 | 2 |
| | Ontario | ECHL | 1 | 0 | 0 | 0 | 0 | - | - | - | - | - |
| 2010.11 | Manchester | AHL | 67 | 3 | 17 | 20 | 32 | 7 | 0 | 1 | 1 | 4 |
| 2011.12 | Manchester | AHL | 69 | 13 | 28 | 41 | 45 | 4 | 1 | 2 | 3 | 8 |
| 2012.13 | Chicago Wolves | AHL | 2 | 0 | 0 | 0 | 0 | - | - | - | - | - |




PATRICK MULLEN

DEFENCE **SHOOTS RIGHT**
5'10" **184 LBS**
BOSTON, MA **MAY 6, 1986**

Acquired: Signed as a free agent, July 5, 2012.

IN THE SYSTEM



ADAM POLASEK


DEFENCE **SHOOTS LEFT**
6'3" **207 LBS**
OSTRAVA, CZE **JUL. 12, 1991**

Acquired: Vancouver's fifth round choice, 145th overall in the 2010 NHL Entry Draft.

REGULAR SEASON

PLAYOFFS

| SEASON | CLUB | LEA | GP | G | A | PTS | PIM | GP | G | A | PTS | PIM |
|---------|-----------|-------|----|----|----|-----|-----|----|---|---|-----|-----|
| 2009.10 | P.E.I. | QMJHL | 66 | 13 | 28 | 41 | 91 | 5 | 0 | 0 | 0 | 2 |
| 2010.11 | P.E.I. | QMJHL | 61 | 7 | 32 | 39 | 59 | 5 | 0 | 0 | 0 | 8 |
| 2011.12 | Chicago | AHL | 46 | 1 | 8 | 9 | 27 | - | - | - | - | - |
| 2012.13 | Chicago | AHL | 24 | 1 | 7 | 8 | 27 | - | - | - | - | - |
| | Kalamazoo | ECHL | 34 | 4 | 4 | 8 | 37 | - | - | - | - | - |



ANTON RODIN


LEFT WING **SHOOTS LEFT**
6'0" **175 LBS**
STOCKHOLM, SWE **NOV. 21, 1990**

Acquired: Vancouver's second round choice, 53rd overall in the 2009 NHL Entry Draft.

REGULAR SEASON

PLAYOFFS

| SEASON | CLUB | LEA | GP | G | A | PTS | PIM | GP | G | A | PTS | PIM |
|---------|------------|-------|----|---|----|-----|-----|----|---|---|-----|-----|
| 2008.09 | Oskarshamn | SWE-1 | 6 | 0 | 0 | 0 | 2 | - | - | - | - | - |
| 2009.10 | Brynäs | SEL | 36 | 1 | 4 | 5 | 8 | 5 | 1 | 0 | 1 | 4 |
| | Mora | SWE-1 | 8 | 2 | 2 | 4 | 0 | - | - | - | - | - |
| 2010.11 | Brynäs | SEL | 53 | 7 | 19 | 26 | 16 | 5 | 1 | 1 | 2 | 0 |
| 2011.12 | Chicago | AHL | 58 | 7 | 17 | 24 | 16 | - | - | - | - | - |
| 2012.13 | Chicago | AHL | 49 | 4 | 10 | 14 | 22 | - | - | - | - | - |



YANN SAUVE

DEFENCE **SHOOTS LEFT**
6'3" **213 LBS**
MONTREAL, QC **FEB. 18, 1990**


Acquired: Vancouver's second round choice, 41st overall in the 2008 NHL Entry Draft.

REGULAR SEASON

PLAYOFFS

| SEASON | CLUB | LEA | GP | G | A | PTS | PIM | GP | G | A | PTS | PIM |
|----------------|-----------------------------|------------|----------|----------|----------|----------|----------|----|---|----|-----|-----|
| 2006.07 | Saint John | QMJHL | 60 | 2 | 13 | 15 | 75 | - | - | - | - | - |
| 2007.08 | Saint John | QMJHL | 69 | 6 | 15 | 21 | 92 | 14 | 1 | 2 | 3 | 23 |
| 2008.09 | Saint John | QMJHL | 61 | 5 | 25 | 30 | 64 | 4 | 0 | 2 | 2 | 8 |
| 2009.10 | Saint John | QMJHL | 61 | 7 | 29 | 36 | 65 | 21 | 5 | 10 | 15 | 36 |
| 2010.11 | Vancouver | NHL | 5 | 0 | 0 | 0 | 0 | - | - | - | - | - |
| | Manitoba | AHL | 39 | 3 | 11 | 14 | 24 | - | - | - | - | - |
| 2011.12 | Chicago | AHL | 70 | 3 | 6 | 9 | 78 | 3 | 0 | 1 | 1 | 2 |
| 2012.13 | Chicago | AHL | 17 | 0 | 2 | 2 | 10 | - | - | - | - | - |
| | Kalamazoo | ECHL | 32 | 10 | 9 | 19 | 40 | - | - | - | - | - |
| | VANCOUVER/NHL TOTALS | | 5 | 0 | 0 | 0 | 0 | - | - | - | - | - |

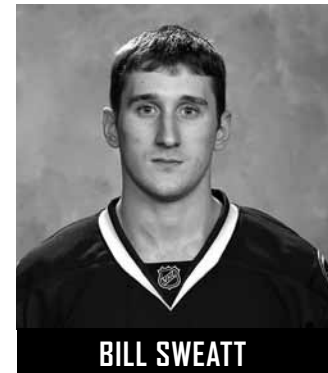
| SEASON | CLUB | LEA | REGULAR SEASON | | | | | PLAYOFFS | | | | |
|-----------------------------|--------------------|------------|----------------|----------|----------|----------|----------|----------|---|---|-----|-----|
| | | | GP | G | A | PTS | PIM | GP | G | A | PTS | PIM |
| 2004.05 | U.S. National U-18 | NAHL | 41 | 7 | 9 | 16 | 12 | - | - | - | - | - |
| 2005.06 | U.S. National U-18 | NAHL | 17 | 10 | 15 | 25 | 4 | - | - | - | - | - |
| 2006.07 | Colorado College | NCAA | 30 | 9 | 17 | 26 | 18 | - | - | - | - | - |
| 2007.08 | Colorado College | NCAA | 37 | 10 | 17 | 27 | 38 | - | - | - | - | - |
| 2008.09 | Colorado College | NCAA | 37 | 12 | 11 | 23 | 28 | - | - | - | - | - |
| 2009.10 | Colorado College | NCAA | 39 | 15 | 18 | 33 | 18 | - | - | - | - | - |
| 2010.11 | Manitoba | AHL | 80 | 19 | 27 | 46 | 28 | - | - | - | - | - |
| 2011.12 | Chicago | AHL | 76 | 21 | 23 | 44 | 18 | 5 | 1 | 1 | 2 | 0 |
| 2012.13 | Vancouver | NHL | 31 | 3 | 6 | 9 | 4 | - | - | - | - | - |
| | Chicago | AHL | 42 | 12 | 21 | 33 | 14 | - | - | - | - | - |
| VANCOUVER/NHL TOTALS | | | 31 | 3 | 6 | 9 | 4 | - | - | - | - | - |



JORDAN SCHROEDER
 CENTRE SHOOTS LEFT
 5'9" 180 LBS
 PRIOR LAKE, MN SEPT. 29, 1990

Acquired: Vancouver's first round choice, 22nd overall in the 2009 NHL Entry Draft.


| SEASON | CLUB | LEA | REGULAR SEASON | | | | | PLAYOFFS | | | | |
|-----------------------------|--------------------|------------|----------------|----------|----------|----------|----------|----------|---|---|-----|-----|
| | | | GP | G | A | PTS | PIM | GP | G | A | PTS | PIM |
| 2004.05 | U.S. National U-18 | NAHL | 41 | 7 | 9 | 16 | 12 | - | - | - | - | - |
| 2005.06 | U.S. National U-18 | NAHL | 17 | 10 | 15 | 25 | 4 | - | - | - | - | - |
| 2006.07 | Colorado College | NCAA | 30 | 9 | 17 | 26 | 18 | - | - | - | - | - |
| 2007.08 | Colorado College | NCAA | 37 | 10 | 17 | 27 | 38 | - | - | - | - | - |
| 2008.09 | Colorado College | NCAA | 37 | 12 | 11 | 23 | 28 | - | - | - | - | - |
| 2009.10 | Colorado College | NCAA | 39 | 15 | 18 | 33 | 18 | - | - | - | - | - |
| 2010.11 | Manitoba | AHL | 80 | 19 | 27 | 46 | 28 | - | - | - | - | - |
| 2011.12 | Vancouver | NHL | 2 | 0 | 0 | 0 | 0 | - | - | - | - | - |
| | Chicago | AHL | 67 | 16 | 17 | 33 | 22 | - | - | - | - | - |
| 2012.13 | Vancouver | NHL | 1 | 0 | 0 | 0 | 0 | - | - | - | - | - |
| | Chicago | AHL | 66 | 15 | 21 | 36 | 12 | - | - | - | - | - |
| VANCOUVER/NHL TOTALS | | | 3 | 0 | 0 | 0 | 0 | - | - | - | - | - |



BILL SWEATT
 LEFT WING SHOOTS LEFT
 6'0" 190 LBS
 ELBURN, IL SEPT. 21, 1988

Acquired: Signed as a free agent August 19, 2010.

| SEASON | CLUB | LEA | REGULAR SEASON | | | | | PLAYOFFS | | | | |
|-------------------|---------------------|------------|----------------|-----------|-----------|------------|------------|-----------|----------|----------|----------|-----------|
| | | | GP | G | A | PTS | PIM | GP | G | A | PTS | PIM |
| 1997.98 | Red Deer | WHL | 35 | 0 | 3 | 3 | 55 | 2 | 0 | 0 | 0 | 0 |
| 1998.99 | Red Deer | WHL | 70 | 5 | 23 | 28 | 258 | 9 | 0 | 1 | 1 | 24 |
| 1999.00 | Red Deer | WHL | 71 | 8 | 30 | 38 | 221 | 4 | 0 | 1 | 1 | 16 |
| 2000.01 | Red Deer | WHL | 72 | 21 | 44 | 65 | 180 | 22 | 3 | 13 | 16 | 43 |
| 2001.02 | Philadelphia | AHL | 74 | 1 | 13 | 14 | 88 | 5 | 0 | 2 | 2 | 14 |
| 2002.03 | Philadelphia | NHL | 24 | 2 | 1 | 3 | 27 | 8 | 0 | 1 | 1 | 9 |
| | Philadelphia | AHL | 48 | 4 | 8 | 12 | 122 | - | - | - | - | - |
| 2003.04 | Philadelphia | NHL | 23 | 3 | 2 | 5 | 25 | - | - | - | - | - |
| | Chicago | NHL | 23 | 2 | 10 | 12 | 58 | - | - | - | - | - |
| | Philadelphia | AHL | 26 | 1 | 6 | 7 | 120 | - | - | - | - | - |
| 2004.05 | Norfolk | AHL | 52 | 3 | 10 | 13 | 164 | - | - | - | - | - |
| 2005.06 | Chicago | NHL | 76 | 6 | 18 | 24 | 116 | - | - | - | - | - |
| 2006.07 | Chicago | NHL | 46 | 1 | 6 | 7 | 53 | - | - | - | - | - |
| 2007.08 | Chicago | NHL | 26 | 2 | 7 | 9 | 44 | - | - | - | - | - |
| | Philadelphia | NHL | 28 | 1 | 5 | 6 | 27 | - | - | - | - | - |
| | Calgary | NHL | 21 | 0 | 2 | 2 | 39 | 7 | 0 | 0 | 0 | 4 |
| 2008.09 | Calgary | NHL | 45 | 1 | 6 | 7 | 108 | 6 | 0 | 1 | 1 | 4 |
| 2009.10 | Phoenix | NHL | 62 | 4 | 8 | 12 | 60 | - | - | - | - | - |
| 2010.11 | Edmonton | NHL | 62 | 2 | 12 | 14 | 74 | - | - | - | - | - |
| 2011.12 | San Jose | NHL | 25 | 1 | 3 | 4 | 33 | - | - | - | - | - |
| 2012.13 | Chicago | AHL | 34 | 5 | 5 | 10 | 66 | - | - | - | - | - |
| NHL TOTALS | | | 461 | 25 | 80 | 105 | 664 | 21 | 0 | 2 | 2 | 17 |



JIM VANDERMEER
 DEFENCE SHOOTS LEFT
 6'1" 208 LBS
 CAROLINE, AB FEB. 21, 1980

Acquired: Signed as a free agent, January 14, 2013.

CANUCKS PROSPECTS SCORING

| NAME | TEAM | LEAGUE | GP | G | A | PTS | PIM | +/- |
|-------------------|-----------------|--------|----|----|----|-----|-----|-----|
| Matthew Beattie | Yale | ECAC | 15 | 0 | 0 | 0 | 8 | 1 |
| Ludwig Blomstrand | Chicago | AHL | 8 | 1 | 1 | 2 | 2 | 1 |
| | Almtuna | SAL | 30 | 13 | 6 | 19 | | E |
| Alex Friesen | Chicago | AHL | 42 | 1 | 4 | 5 | 22 | 4 |
| | Kalamazoo | ECHL | 10 | 0 | 4 | 4 | 2 | -2 |
| Alexandre Grenier | Chicago | AHL | 4 | 0 | 0 | 0 | 2 | -1 |
| | Kalamazoo | ECHL | 37 | 10 | 21 | 31 | 51 | 2 |
| | Salzburg | EBL | 25 | 5 | 8 | 13 | 21 | 7 |
| Ben Hutton | Maine | H-East | 34 | 4 | 11 | 15 | 18 | 2 |
| Joe Labate | U. of Wisconsin | WCHA | 41 | 9 | 14 | 23 | 51 | 11 |
| Alex Mallet | Chicago | AHL | 18 | 0 | 1 | 1 | 7 | -4 |
| | Kalamazoo | ECHL | 44 | 10 | 19 | 29 | 48 | 1 |
| Taylor Matson | Chicago | AHL | 2 | 0 | 0 | 0 | 0 | E |
| Wesley Myron | Kalamazoo | ECHL | 17 | 2 | 7 | 9 | 8 | -5 |
| | Boston U | H-East | 21 | 2 | 1 | 3 | 8 | E |
| Jeremy Price | Colgate | ECAC | 36 | 6 | 14 | 20 | 12 | 8 |
| | Chicago | AHL | 5 | 0 | 1 | 1 | 4 | -1 |
| Prab Rai | Kalamazoo | ECHL | 7 | 1 | 0 | 1 | 2 | -1 |
| Stefan Schneider | Chicago | AHL | 32 | 2 | 5 | 7 | 12 | -9 |
| | Peoria | AHL | 2 | 0 | 0 | 0 | 0 | E |
| | Kalamazoo | ECHL | 8 | 1 | 1 | 2 | 9 | -4 |
| Kellan Tochkin | Missouri | CHL | 56 | 15 | 29 | 44 | 61 | 1 |
| Henrik Tommernes | Frolunda | SEL | 54 | 5 | 11 | 16 | 28 | -9 |

CANUCKS vs ANAHEIM

2012.13 SEASON SUMMARY 1 WIN 2 LOSSES 0 OT

AT VANCOUVER

| | | | | ATTENDANCE | | GOALTENDER | | W GOAL | |
|---------------|---------|---|-------|------------|--------|--------------------------|--|---------------|--|
| Apr. 25, 2013 | Canucks | 1 | Ducks | 3 | 18,910 | Luongo/Hiller | | Brad Staubitz | |
| Jan. 19, 2013 | Canucks | 3 | Ducks | 7 | 18,910 | Luongo, Schneider/Hiller | | Corey Perry | |



AT ANAHEIM

| | | | | ATTENDANCE | | GOALTENDER | | W GOAL | |
|---------------|---------|---|-------|------------|--------|------------------|--|--------------|--|
| Jan. 25, 2013 | Canucks | 5 | Ducks | 0 | 17,529 | Schneider/Hiller | | Daniel Sedin | |

| GOALS BY PERIOD | 1ST | 2ND | 3RD | OT | TOTAL |
|-----------------|-----|-----|-----|----|-------|
| CANUCKS | 4 | 1 | 4 | - | 9 |
| DUCKS | 2 | 6 | 2 | - | 10 |

| | POWER PLAY | % | PENALTY KILLING | % |
|---------|------------|-------|-----------------|-------|
| CANUCKS | 6-17 | 35.3% | 4-8 | 50.0% |
| DUCKS | 4-8 | 50.0% | 11-17 | 64.7% |

| SHOTS BY PERIOD | 1ST | 2ND | 3RD | OT | TOTAL |
|-----------------|-----|-----|-----|----|-------|
| CANUCKS | 26 | 28 | 38 | - | 92 |
| DUCKS | 32 | 30 | 24 | - | 86 |

CANUCKS

| PLAYER | GP | G | A | P | +/- | PIM | PP | SH |
|------------------|----|---|---|---|-----|-----|----|----|
| Daniel Sedin | 3 | 2 | 2 | 4 | -2 | 0 | 2 | 0 |
| Henrik Sedin | 3 | 0 | 4 | 4 | -2 | 0 | 0 | 0 |
| Alex Edler | 3 | 1 | 2 | 3 | -2 | 4 | 1 | 0 |
| Mason Raymond | 3 | 2 | 0 | 2 | -1 | 2 | 1 | 0 |
| Dan Hamhuis | 3 | 1 | 1 | 2 | -1 | 2 | 0 | 0 |
| Jannik Hansen | 3 | 0 | 2 | 2 | E | 0 | 0 | 0 |
| Jason Garrison | 3 | 1 | 0 | 1 | E | 0 | 1 | 0 |
| Zack Kassian | 3 | 1 | 0 | 1 | -1 | 0 | 1 | 0 |
| Aaron Volpatti | 2 | 1 | 0 | 1 | E | 5 | 0 | 0 |
| Alex Burrows | 3 | 0 | 1 | 1 | -2 | 6 | 0 | 0 |
| Chris Higgins | 3 | 0 | 1 | 1 | E | 0 | 0 | 0 |
| Ryan Kesler | 1 | 0 | 1 | 1 | -1 | 0 | 0 | 0 |
| Jordan Schroeder | 1 | 0 | 1 | 1 | 1 | 0 | 0 | 0 |
| Keith Ballard | 3 | 0 | 0 | 0 | E | 2 | 0 | 0 |
| Andrew Ebbett | 3 | 0 | 0 | 0 | E | 0 | 0 | 0 |
| Maxim Lapierre | 3 | 0 | 0 | 0 | -1 | 2 | 0 | 0 |
| Kevin Bieksa | 2 | 0 | 0 | 0 | -1 | 5 | 0 | 0 |
| Chris Tanev | 2 | 0 | 0 | 0 | 1 | 0 | 0 | 0 |
| Dale Weise | 2 | 0 | 0 | 0 | -1 | 0 | 0 | 0 |
| Andrew Alberts | 1 | 0 | 0 | 0 | -1 | 0 | 0 | 0 |
| Frank Corrado | 1 | 0 | 0 | 0 | E | 0 | 0 | 0 |
| Derek Joslin | 1 | 0 | 0 | 0 | -1 | 0 | 0 | 0 |
| Manny Malhotra | 1 | 0 | 0 | 0 | -1 | 0 | 0 | 0 |
| Derek Roy | 1 | 0 | 0 | 0 | -1 | 0 | 0 | 0 |

DUCKS

| PLAYER | GP | G | A | P | +/- | PIM | PP | SH |
|---------------------|----|---|---|---|-----|-----|----|----|
| Teemu Selanne | 2 | 2 | 2 | 4 | E | 4 | 1 | 0 |
| Andrew Cogliano | 3 | 1 | 2 | 3 | 2 | 2 | 0 | 1 |
| Daniel Winnik | 3 | 2 | 0 | 2 | 3 | 2 | 0 | 0 |
| Kyle Palmieri | 3 | 1 | 1 | 2 | E | 0 | 0 | 0 |
| Sheldon Souray | 3 | 1 | 1 | 2 | 1 | 4 | 1 | 0 |
| Toni Lydman | 3 | 0 | 2 | 2 | 2 | 0 | 0 | 0 |
| Ryan Getzlaf | 2 | 0 | 2 | 2 | E | 2 | 0 | 0 |
| Saku Koivu | 2 | 0 | 2 | 2 | 2 | 0 | 0 | 0 |
| Matt Beleskey | 3 | 1 | 0 | 1 | E | 12 | 1 | 0 |
| Corey Perry | 3 | 1 | 0 | 1 | E | 9 | 1 | 0 |
| Brad Staubitz | 1 | 1 | 0 | 1 | 1 | 0 | 0 | 0 |
| Nick Bonino | 3 | 0 | 1 | 1 | E | 4 | 0 | 0 |
| Cam Fowler | 2 | 0 | 1 | 1 | 1 | 0 | 0 | 0 |
| Ben Lovejoy | 1 | 0 | 1 | 1 | 1 | 2 | 0 | 0 |
| David Steckel | 1 | 0 | 1 | 1 | 1 | 0 | 0 | 0 |
| Francois Beauchemin | 3 | 0 | 0 | 0 | 1 | 2 | 0 | 0 |
| Devante Smith-Pelly | 3 | 0 | 0 | 0 | -1 | 0 | 0 | 0 |
| Bryan Allen | 2 | 0 | 0 | 0 | -1 | 2 | 0 | 0 |
| Bobby Ryan | 2 | 0 | 0 | 0 | E | 0 | 0 | 0 |
| Luca Sbisa | 2 | 0 | 0 | 0 | 1 | 2 | 0 | 0 |
| Emerson Etem | 1 | 0 | 0 | 0 | 1 | 0 | 0 | 0 |
| Jordan Hendry | 1 | 0 | 0 | 0 | E | 0 | 0 | 0 |
| Peter Holland | 1 | 0 | 0 | 0 | E | 0 | 0 | 0 |
| Matthew Lombardi | 1 | 0 | 0 | 0 | E | 0 | 0 | 0 |
| Patrick Maroon | 1 | 0 | 0 | 0 | E | 0 | 0 | 0 |
| Richard Rakell | 1 | 0 | 0 | 0 | E | 0 | 0 | 0 |
| Sami Vatanen | 1 | 0 | 0 | 0 | E | 0 | 0 | 0 |

| CANUCKS | GPI | MIN | W-L-OT | GA | SA | SV | GAA | SV% |
|----------------|-----|-----|--------|----|----|----|------|------|
| Cory Schneider | 2 | 124 | 1-1-0 | 5 | 44 | 39 | 3.48 | .886 |
| Roberto Luongo | 2 | 93 | 0-1-0 | 4 | 41 | 37 | 2.59 | .902 |

| DUCKS | GPI | MIN | W-L-OT | GA | SA | SV | GAA | SV% |
|--------------|-----|-----|--------|----|----|----|------|------|
| Jonas Hiller | 3 | 180 | 2-1-0 | 9 | 92 | 83 | 3.00 | .902 |

| LAST | VANCOUVER | ANAHEIM |
|----------------|------------------------------------|---------------------------------|
| Last Home Win: | Apr. 3/12 (5-4 SO) | Nov. 11/11 (4-3) |
| Last Road Win: | Jan. 25/13 (5-0) | Apr. 25/13 (3-1) |
| Last Shutout: | Jan. 25/13 Cory Schneider (5-0) | Nov. 9/06 J-S. Giguere (6-0) |
| Last Tie Game: | Oct. 24/02 (2-2 @ VAN) | |
| Last Shootout: | Apr. 3/12 (5-4 W @ VAN) | |

| LAST | VANCOUVER | ANAHEIM |
|-----------------|----------------------------------|-----------------|
| Last Hat Trick: | Michael Grabner Apr. 2/10 | None |
| Most Goals: | 8 - Mar. 24/00 VAN 8 vs ANA 1 | 7 - Three times |
| Canucks in OT: | 2-2-14 | |
| Canucks in SO: | 4-1 | |

CANUCKS vs CHICAGO

2012.13 SEASON SUMMARY 2 WINS 0 LOSSES 1 OT



AT VANCOUVER

| | | | | ATTENDANCE |
|---------------|---------|---|-------------------|------------|
| Apr. 22, 2013 | Canucks | 3 | Blackhawks 1 | 18,910 |
| Feb. 1, 2013 | Canucks | 2 | Blackhawks 1 (SO) | 18,910 |

GOALTENDER

| |
|--------------------|
| Schneider/Crawford |
| Luongo/Crawford |

W GOAL

| |
|------------------------|
| Zack Kassian |
| Jordan Schroeder (GDG) |

AT CHICAGO

| | | | | ATTENDANCE |
|---------------|---------|---|-------------------|------------|
| Feb. 19, 2013 | Canucks | 3 | Blackhawks 4 (SO) | 21,423 |

GOALTENDER

| |
|-----------------|
| Schneider/Emery |
|-----------------|

W GOAL

| |
|-------------------|
| Andrew Shaw (GDG) |
|-------------------|

GOALS BY PERIOD

| | 1ST | 2ND | 3RD | OT | TOTAL |
|------------|-----|-----|-----|----|-------|
| CANUCKS | 3 | 2 | 2 | 0 | 7 |
| BLACKHAWKS | 0 | 3 | 2 | 0 | 5 |

POWER PLAY %

| | POWER PLAY | % | PENALTY KILLING | % |
|------------|------------|-------|-----------------|-------|
| CANUCKS | 2-12 | 16.7% | 11-12 | 91.7% |
| BLACKHAWKS | 1-12 | 8.3% | 10-12 | 83.3% |

SHOTS BY PERIOD

| | 1ST | 2ND | 3RD | OT | TOTAL |
|------------|-----|-----|-----|----|-------|
| CANUCKS | 32 | 21 | 31 | 2 | 86 |
| BLACKHAWKS | 23 | 34 | 30 | 9 | 96 |

CANUCKS

| PLAYER | GP | G | A | P | +/- | PIM | PP | SH |
|------------------|----|---|---|---|-----|-----|----|----|
| Daniel Sedin | 3 | 2 | 3 | 5 | 3 | 2 | 0 | 0 |
| Henrik Sedin | 3 | 0 | 5 | 5 | 4 | 0 | 0 | 0 |
| Alex Edler | 3 | 2 | 0 | 2 | 3 | 4 | 1 | 0 |
| Zack Kassian | 3 | 1 | 1 | 2 | E | 0 | 0 | 0 |
| Dan Hamhuis | 3 | 0 | 2 | 2 | 1 | 0 | 0 | 0 |
| Jannik Hansen | 3 | 1 | 0 | 1 | -1 | 2 | 1 | 0 |
| Kevin Biekse | 2 | 1 | 0 | 1 | -1 | 0 | 0 | 0 |
| Jason Garrison | 3 | 0 | 1 | 1 | -1 | 6 | 0 | 0 |
| Alex Burrows | 3 | 0 | 0 | 0 | E | 2 | 0 | 0 |
| Chris Higgins | 3 | 0 | 0 | 0 | -2 | 0 | 0 | 0 |
| Maxim Lapierre | 3 | 0 | 0 | 0 | -1 | 2 | 0 | 0 |
| Mason Raymond | 3 | 0 | 0 | 0 | 1 | 4 | 0 | 0 |
| Keith Ballard | 2 | 0 | 0 | 0 | 1 | 4 | 0 | 0 |
| Ryan Kesler | 2 | 0 | 0 | 0 | 1 | 2 | 0 | 0 |
| Jordan Schroeder | 2 | 0 | 0 | 0 | -1 | 0 | 0 | 0 |
| Chris Tanev | 2 | 0 | 0 | 0 | E | 0 | 0 | 0 |
| Dale Weise | 2 | 0 | 0 | 0 | E | 5 | 0 | 0 |
| Andrew Alberts | 1 | 0 | 0 | 0 | -1 | 0 | 0 | 0 |
| Cam Barker | 1 | 0 | 0 | 0 | E | 0 | 0 | 0 |
| David Booth | 1 | 0 | 0 | 0 | E | 0 | 0 | 0 |
| Frank Corrado | 1 | 0 | 0 | 0 | E | 0 | 0 | 0 |
| Andrew Ebbett | 1 | 0 | 0 | 0 | E | 2 | 0 | 0 |
| Manny Malhotra | 1 | 0 | 0 | 0 | E | 0 | 0 | 0 |
| Derek Roy | 1 | 0 | 0 | 0 | E | 0 | 0 | 0 |
| Tom Sestito | 1 | 0 | 0 | 0 | -1 | 2 | 0 | 0 |
| Aaron Volpatti | 1 | 0 | 0 | 0 | E | 0 | 0 | 0 |

BLACKHAWKS

| PLAYER | GP | G | A | P | +/- | PIM | PP | SH |
|--------------------|----|---|---|---|-----|-----|----|----|
| Marian Hossa | 3 | 2 | 0 | 2 | 1 | 0 | 1 | 0 |
| Patrick Kane | 3 | 1 | 1 | 2 | E | 0 | 0 | 0 |
| Patrick Sharp | 2 | 1 | 1 | 2 | 2 | 2 | 0 | 0 |
| Daniel Carcillo | 1 | 1 | 0 | 1 | 1 | 0 | 0 | 0 |
| Duncan Keith | 3 | 0 | 1 | 1 | -1 | 0 | 0 | 0 |
| Johnny Oduya | 3 | 0 | 1 | 1 | E | 2 | 0 | 0 |
| Andrew Shaw | 3 | 0 | 1 | 1 | E | 4 | 0 | 0 |
| Michal Rozsival | 1 | 0 | 1 | 1 | 1 | 2 | 0 | 0 |
| Bryan Bickell | 3 | 0 | 0 | 0 | -2 | 0 | 0 | 0 |
| Dave Bolland | 3 | 0 | 0 | 0 | -1 | 2 | 0 | 0 |
| Brandon Bollig | 3 | 0 | 0 | 0 | E | 19 | 0 | 0 |
| Sheldon Brookbank | 3 | 0 | 0 | 0 | E | 2 | 0 | 0 |
| Michael Frolik | 3 | 0 | 0 | 0 | -1 | 2 | 0 | 0 |
| Niklas Hjalmarsson | 3 | 0 | 0 | 0 | -1 | 6 | 0 | 0 |
| Marcus Kruger | 3 | 0 | 0 | 0 | -1 | 2 | 0 | 0 |
| Nick Leddy | 3 | 0 | 0 | 0 | E | 0 | 0 | 0 |
| Brandon Saad | 3 | 0 | 0 | 0 | -1 | 0 | 0 | 0 |
| Viktor Stalberg | 3 | 0 | 0 | 0 | E | 0 | 0 | 0 |
| Jonathan Toews | 3 | 0 | 0 | 0 | E | 2 | 0 | 0 |
| Brent Seabrook | 2 | 0 | 0 | 0 | -1 | 0 | 0 | 0 |

CANUCKS

| | GPI | MIN | W-L-OT | GA | SA | SV | GAA | SV% |
|----------------|-----|-----|--------|----|----|----|------|------|
| Cory Schneider | 2 | 124 | 1-0-1 | 4 | 68 | 64 | 1.94 | .941 |
| Roberto Luongo | 1 | 65 | 1-0-0 | 1 | 28 | 27 | 0.92 | .964 |

BLACKHAWKS

| | GPI | MIN | W-L-OT | GA | SA | SV | GAA | SV% |
|----------------|-----|-----|--------|----|----|----|------|------|
| Corey Crawford | 2 | 122 | 0-1-1 | 4 | 54 | 50 | 1.96 | .926 |
| Ray Emery | 1 | 65 | 1-0-0 | 3 | 32 | 29 | 2.77 | .906 |

LAST

VANCOUVER

CHICAGO

| | | |
|----------------|-----------------------------------|---------------------------------|
| Last Home Win: | Apr. 22/13 (3-1) | Feb. 19/13 (4-3 SO) |
| Last Road Win: | Nov. 6/11 (6-2) | Nov. 16/11 (5-1) |
| Last Shutout: | Dec. 3/10 Roberto Luongo (3-0) | Nov. 22/09 Antti Niemi (1-0) |
| Last Tie Game: | Nov. 28/01 (3-3 @ CHI) | |
| Last Shootout: | Feb. 19/13 (4-3 L @ CHI) | |

LAST

VANCOUVER

CHICAGO

| | | |
|-----------------|-------------------------|-----------------------------|
| Last Hat Trick: | Stan Smyl Dec. 14/86 | Tyler Arnason Mar. 19/04 |
| Most Goals: | 7 - Twice | 9 - Three times |
| Canucks in OT: | 7-5-12 | |
| Canucks in SO: | 4-2 | |

CANUCKS vs DETROIT

2012.13 SEASON SUMMARY 1 WIN 2 LOSSES 0 OT

AT VANCOUVER

| DATE | OPPONENT | SCORE | ATTENDANCE |
|---------------|-----------|------------------|------------|
| Apr. 20, 2013 | Canucks 2 | Red Wings 1 (SO) | 18,910 |
| Mar. 16, 2013 | Canucks 2 | Red Wings 5 | 18,910 |

ATTENDANCE

GOALTENDER

| |
|------------------|
| Schneider/Howard |
| Luongo/Howard |

W GOAL

| |
|----------------------|
| Maxim Lapierre (GDG) |
| Henrik Zetterberg |



AT DETROIT

| | | | |
|---------------|-----------|-------------|--------|
| Feb. 24, 2013 | Canucks 3 | Red Wings 8 | 20,066 |
|---------------|-----------|-------------|--------|

ATTENDANCE

GOALTENDER

| |
|---------------|
| Luongo/Howard |
|---------------|

W GOAL

| |
|-------------------|
| Henrik Zetterberg |
|-------------------|

GOALS BY PERIOD

| PERIOD | 1ST | 2ND | 3RD | OT | TOTAL |
|-----------|-----|-----|-----|----|-------|
| CANUCKS | 5 | 0 | 1 | 0 | 6 |
| RED WINGS | 4 | 4 | 6 | 0 | 14 |

POWER PLAY % PENALTY KILLING %

| | | | | |
|-----------|------|-------|-------|-------|
| CANUCKS | 1-12 | 8.3% | 7-11 | 63.6% |
| RED WINGS | 4-11 | 36.4% | 11-12 | 91.7% |

SHOTS BY PERIOD

| PERIOD | 1ST | 2ND | 3RD | OT | TOTAL |
|-----------|-----|-----|-----|----|-------|
| CANUCKS | 27 | 19 | 23 | 1 | 70 |
| RED WINGS | 21 | 27 | 36 | 4 | 88 |

CANUCKS

| PLAYER | GP | G | A | P | +/- | PIM | PP | SH |
|------------------|----|---|---|---|-----|-----|----|----|
| Alex Burrows | 3 | 2 | 1 | 3 | 3 | 4 | 0 | 0 |
| Daniel Sedin | 3 | 2 | 1 | 3 | 2 | 0 | 0 | 0 |
| Alexander Edler | 3 | 1 | 2 | 3 | 1 | 2 | 1 | 0 |
| Henrik Sedin | 3 | 0 | 2 | 2 | 2 | 2 | 0 | 0 |
| Chris Higgins | 2 | 1 | 0 | 1 | -4 | 0 | 0 | 0 |
| Dan Hamhuis | 3 | 0 | 1 | 1 | -3 | 0 | 0 | 0 |
| Kevin Biekse | 1 | 0 | 1 | 1 | -1 | 0 | 0 | 0 |
| Derek Roy | 1 | 0 | 1 | 1 | -1 | 0 | 0 | 0 |
| Andrew Alberts | 3 | 0 | 0 | 0 | -2 | 0 | 0 | 0 |
| Jason Garrison | 3 | 0 | 0 | 0 | -2 | 2 | 0 | 0 |
| Jannik Hansen | 3 | 0 | 0 | 0 | -4 | 0 | 0 | 0 |
| Maxim Lapierre | 3 | 0 | 0 | 0 | -1 | 2 | 0 | 0 |
| Mason Raymond | 3 | 0 | 0 | 0 | -3 | 0 | 0 | 0 |
| Dale Weise | 3 | 0 | 0 | 0 | -2 | 2 | 0 | 0 |
| Keith Ballard | 2 | 0 | 0 | 0 | -2 | 7 | 0 | 0 |
| Andrew Ebbett | 2 | 0 | 0 | 0 | -2 | 0 | 0 | 0 |
| Zack Kassian | 2 | 0 | 0 | 0 | -2 | 6 | 0 | 0 |
| Ryan Kesler | 2 | 0 | 0 | 0 | -1 | 2 | 0 | 0 |
| Steve Pinizzotto | 2 | 0 | 0 | 0 | E | 0 | 0 | 0 |
| Chris Tanev | 2 | 0 | 0 | 0 | -1 | 2 | 0 | 0 |
| Cam Barker | 1 | 0 | 0 | 0 | E | 0 | 0 | 0 |
| David Booth | 1 | 0 | 0 | 0 | -1 | 0 | 0 | 0 |
| Jordan Schroeder | 1 | 0 | 0 | 0 | -1 | 0 | 0 | 0 |
| Tom Sestito | 1 | 0 | 0 | 0 | E | 0 | 0 | 0 |
| Aaron Volpatti | 1 | 0 | 0 | 0 | E | 0 | 0 | 0 |

RED WINGS

| PLAYER | GP | G | A | P | +/- | PIM | PP | SH |
|-------------------|----|---|---|---|-----|-----|----|----|
| Damien Brunner | 3 | 2 | 4 | 6 | 2 | 2 | 1 | 0 |
| Henrik Zetterberg | 3 | 3 | 2 | 5 | 2 | 2 | 2 | 0 |
| Pavel Datsyuk | 3 | 0 | 5 | 5 | 3 | 0 | 0 | 0 |
| Niklas Kronwall | 3 | 1 | 3 | 4 | 1 | 4 | 0 | 0 |
| Joakim Andersson | 3 | 2 | 1 | 3 | 4 | 0 | 0 | 0 |
| Daniel Cleary | 3 | 2 | 1 | 3 | 1 | 0 | 1 | 0 |
| Justin Abdelkader | 3 | 2 | 0 | 2 | 2 | 7 | 0 | 0 |
| Jonathan Ericsson | 3 | 0 | 2 | 2 | 2 | 2 | 0 | 0 |
| Valtteri Filppula | 3 | 0 | 2 | 2 | -1 | 0 | 0 | 0 |
| Jakub Kindl | 3 | 0 | 2 | 2 | 7 | 0 | 0 | 0 |
| Johan Franzen | 2 | 0 | 2 | 2 | 2 | 4 | 0 | 0 |
| Cory Emmerton | 3 | 1 | 0 | 1 | E | 0 | 0 | 0 |
| Jordin Tootoo | 3 | 1 | 0 | 1 | E | 4 | 0 | 0 |
| Tomas Tatar | 1 | 0 | 1 | 1 | 1 | 0 | 0 | 0 |
| Drew Miller | 3 | 0 | 0 | 0 | -1 | 0 | 0 | 0 |
| Patrick Eaves | 2 | 0 | 0 | 0 | 1 | 0 | 0 | 0 |
| Brian Lashoff | 2 | 0 | 0 | 0 | -1 | 4 | 0 | 0 |
| Brendan Smith | 2 | 0 | 0 | 0 | E | 2 | 0 | 0 |
| Ian White | 2 | 0 | 0 | 0 | 1 | 0 | 0 | 0 |
| Danny DeKeyser | 1 | 0 | 0 | 0 | 1 | 2 | 0 | 0 |
| Kent Huskins | 1 | 0 | 0 | 0 | -1 | 0 | 0 | 0 |
| Gustav Nyquist | 1 | 0 | 0 | 0 | E | 0 | 0 | 0 |
| Kyle Quincey | 1 | 0 | 0 | 0 | E | 0 | 0 | 0 |

CANUCKS

| PLAYER | GPI | MIN | W-L-OT | GA | SA | SV | GAA | SV% |
|----------------|-----|-----|--------|----|----|----|------|------|
| Cory Schneider | 1 | 65 | 1-0-0 | 1 | 34 | 33 | 0.92 | .971 |
| Roberto Luongo | 2 | 120 | 0-2-0 | 13 | 54 | 41 | 6.50 | .759 |

RED WINGS

| | | | | | | | | |
|--------------|---|-----|-------|---|----|----|------|------|
| Jimmy Howard | 3 | 185 | 2-0-1 | 6 | 70 | 64 | 1.95 | .914 |
|--------------|---|-----|-------|---|----|----|------|------|

LAST VANCOUVER DETROIT

| | | |
|----------------|----------------------------------|----------------------------------|
| Last Home Win: | Apr. 20/13 (2-1 SO) | Feb. 24/13 (8-3) |
| Last Road Win: | Feb. 23/12 (4-3 SO) | Mar. 16/13 (5-2) |
| Last Shutout: | Dec. 15/01 Dan Cloutier (3-0) | Oct. 13/11 Jimmy Howard (2-0) |
| Last Tie Game: | Mar. 13/01 (2-2 @ DET) | |
| Last Shootout: | Apr. 20/13 (2-1 W @ VAN) | |

LAST VANCOUVER DETROIT

| | | |
|-----------------|-----------------------------|-----------------------------------|
| Last Hat Trick: | Todd Bertuzzi Nov. 13/05 | Dino Cicarelli Apr. 5/94 |
| Most Goals: | 9 – Twice | 11 – Feb. 27/85 VAN 5 @ DET 11 |
| Canucks in OT: | 4-4-14 | |
| Canucks in SO: | 2-3 | |

CANUCKS vs LOS ANGELES

2012.13 SEASON SUMMARY 2 WINS 0 LOSSES 1 OT



AT VANCOUVER

| | | | | ATTENDANCE | GOALTENDER | W GOAL | |
|--------------|---------|---|-------|------------|------------|-----------------|--------------|
| Mar. 2, 2013 | Canucks | 5 | Kings | 2 | 18,910 | Schneider/Quick | Daniel Sedin |

AT LOS ANGELES

| | | | | ATTENDANCE | GOALTENDER | W GOAL | |
|---------------|---------|---|-------|------------|------------|-----------------|-------------------|
| Mar. 23, 2013 | Canucks | 1 | Kings | 0 | 18,118 | Schneider/Quick | Mason Raymond |
| Jan. 28, 2013 | Canucks | 2 | Kings | 3 (SO) | 18,344 | Luongo/Quick | Jeff Carter (GDG) |

| GOALS BY PERIOD | 1ST | 2ND | 3RD | OT | TOTAL | POWER PLAY | % | PENALTY KILLING | % | |
|-----------------|-----|-----|-----|----|-------|------------|------|-----------------|------|--------|
| CANUCKS | 3 | 4 | 1 | 0 | 8 | CANUCKS | 0-8 | 0.0% | 9-11 | 81.8% |
| KINGS | 0 | 3 | 1 | 0 | 4 | KINGS | 2-11 | 18.2% | 8-8 | 100.0% |

| SHOTS BY PERIOD | 1ST | 2ND | 3RD | OT | TOTAL |
|-----------------|-----|-----|-----|----|-------|
| CANUCKS | 23 | 19 | 14 | 4 | 60 |
| KINGS | 29 | 25 | 23 | 1 | 78 |

CANUCKS

| PLAYER | GP | G | A | P | +/- | PIM | PP | SH |
|------------------|----|---|---|---|-----|-----|----|----|
| Mason Raymond | 3 | 2 | 1 | 3 | 4 | 0 | 0 | 0 |
| Alex Burrows | 3 | 1 | 2 | 3 | 2 | 2 | 0 | 0 |
| Dan Hamhuis | 3 | 1 | 2 | 3 | 3 | 2 | 0 | 0 |
| Jannik Hansen | 3 | 1 | 2 | 3 | 4 | 0 | 0 | 0 |
| Chris Higgins | 3 | 1 | 1 | 2 | 1 | 2 | 0 | 0 |
| Henrik Sedin | 3 | 0 | 2 | 2 | 3 | 6 | 0 | 0 |
| Daniel Sedin | 3 | 1 | 0 | 1 | 3 | 0 | 0 | 0 |
| Zack Kassian | 2 | 1 | 0 | 1 | 1 | 0 | 0 | 0 |
| Jordan Schroeder | 3 | 0 | 1 | 1 | E | 0 | 0 | 0 |
| Chris Tanev | 3 | 0 | 1 | 1 | 3 | 2 | 0 | 0 |
| Alex Edler | 2 | 0 | 1 | 1 | 1 | 0 | 0 | 0 |
| David Booth | 1 | 0 | 1 | 1 | 1 | 0 | 0 | 0 |
| Kevin Bieksa | 3 | 0 | 0 | 0 | E | 2 | 0 | 0 |
| Jason Garrison | 3 | 0 | 0 | 0 | 3 | 2 | 0 | 0 |
| Maxim Lapierre | 3 | 0 | 0 | 0 | E | 2 | 0 | 0 |
| Dale Weise | 3 | 0 | 0 | 0 | -1 | 0 | 0 | 0 |
| Andrew Alberts | 2 | 0 | 0 | 0 | E | 2 | 0 | 0 |
| Keith Ballard | 2 | 0 | 0 | 0 | 2 | 0 | 0 | 0 |
| Tom Sestito | 2 | 0 | 0 | 0 | -1 | 5 | 0 | 0 |
| Andrew Ebbett | 1 | 0 | 0 | 0 | E | 0 | 0 | 0 |
| Andrew Gordon | 1 | 0 | 0 | 0 | E | 0 | 0 | 0 |
| Manny Malhotra | 1 | 0 | 0 | 0 | E | 0 | 0 | 0 |
| Aaron Volpatti | 1 | 0 | 0 | 0 | E | 2 | 0 | 0 |

KINGS

| PLAYER | GP | G | A | P | +/- | PIM | PP | SH |
|-----------------|----|---|---|---|-----|-----|----|----|
| Anze Kopitar | 3 | 0 | 2 | 2 | E | 0 | 0 | 0 |
| Jeff Carter | 3 | 1 | 0 | 1 | -3 | 0 | 1 | 0 |
| Jordan Nolan | 3 | 1 | 0 | 1 | E | 7 | 0 | 0 |
| Slava Voynov | 3 | 1 | 0 | 1 | -2 | 0 | 0 | 0 |
| Justin Williams | 3 | 1 | 0 | 1 | E | 2 | 1 | 0 |
| Jake Muzzin | 3 | 0 | 1 | 1 | -1 | 0 | 0 | 0 |
| Mike Richards | 3 | 0 | 1 | 1 | -4 | 0 | 0 | 0 |
| Dustin Penner | 2 | 0 | 1 | 1 | E | 2 | 0 | 0 |
| Simon Gagne | 1 | 0 | 1 | 1 | 1 | 2 | 0 | 0 |
| Dustin Brown | 3 | 0 | 0 | 0 | -1 | 2 | 0 | 0 |
| Kyle Clifford | 3 | 0 | 0 | 0 | -3 | 2 | 0 | 0 |
| Drew Doughty | 3 | 0 | 0 | 0 | -4 | 2 | 0 | 0 |
| Colin Fraser | 3 | 0 | 0 | 0 | -1 | 0 | 0 | 0 |
| Dwight King | 3 | 0 | 0 | 0 | -2 | 0 | 0 | 0 |
| Trevor Lewis | 3 | 0 | 0 | 0 | -3 | 0 | 0 | 0 |
| Rob Scuderi | 3 | 0 | 0 | 0 | -5 | 0 | 0 | 0 |
| Jarret Stoll | 3 | 0 | 0 | 0 | -1 | 4 | 0 | 0 |
| Davis Drewiske | 2 | 0 | 0 | 0 | -1 | 0 | 0 | 0 |
| Keaton Ellerby | 2 | 0 | 0 | 0 | E | 0 | 0 | 0 |
| Alec Martinez | 2 | 0 | 0 | 0 | 1 | 0 | 0 | 0 |

| CANUCKS | GPI | MIN | W-L-OT | GA | SA | SV | GAA | SV% |
|----------------|-----|-----|--------|----|----|----|------|------|
| Cory Schneider | 2 | 120 | 2-0-0 | 2 | 50 | 48 | 1.00 | .960 |
| Roberto Luongo | 1 | 65 | 0-0-1 | 2 | 28 | 26 | 1.85 | .929 |

| KINGS | GPI | MIN | W-L-OT | GA | SA | SV | GAA | SV% |
|----------------|-----|-----|--------|----|----|----|------|------|
| Jonathan Quick | 3 | 182 | 1-2-0 | 7 | 59 | 52 | 2.31 | .881 |

| LAST | VANCOUVER | LOS ANGELES |
|----------------|------------------------------------|----------------------------------|
| Last Home Win: | Mar. 2/13 (5-2) | Jan. 28/13 (3-2 SO) |
| Last Road Win: | Mar. 23/13 (1-0) | Jan. 17/12 (3-2 SO) |
| Last Shutout: | Mar. 23/13 Cory Schneider (1-0) | Apr. 3/06 Mathieu Garon (1-0) |
| Last Tie Game: | Dec. 22/03 (4-4 @ VAN) | |
| Last Shootout: | Jan. 28/13 (3-2 L @LA) | |

| LAST | VANCOUVER | LOS ANGELES |
|-----------------|-----------------------------------|----------------------------------|
| Last Hat Trick: | Alex Burrows Mar. 27/06 | Dustin Brown Apr. 1/10 |
| Most Goals: | 11 - Nov. 25/86 VAN 11 vs LA 5 | 12 - Nov. 11/84 VAN 1 @ LA 12 |
| Canucks in OT: | 5-4-25 | |
| Canucks in SO: | 1-4 | |

CANUCKS vs MINNESOTA

2012.13 SEASON SUMMARY

2 WINS 2 LOSSES

0 OT



AT VANCOUVER

| | | | | | ATTENDANCE | GOALTENDER | W GOAL |
|---------------|---------|---|------|---|------------|------------------|---------------|
| Mar. 18, 2013 | Canucks | 1 | Wild | 3 | 18,910 | Luongo/Backstrom | Charlie Coyle |
| Feb. 12, 2013 | Canucks | 2 | Wild | 1 | 18,910 | Luongo/Kuemper | Jannik Hansen |

AT MINNESOTA

| | | | | | ATTENDANCE | GOALTENDER | W GOAL |
|---------------|---------|---|------|---|------------|---------------------------------|----------------|
| Mar. 10, 2013 | Canucks | 2 | Wild | 4 | 18,846 | Schneider/Backstrom | Jared Spurgeon |
| Feb. 7, 2012 | Canucks | 4 | Wild | 1 | 18,352 | Schneider/Harding, Backstrom | Chris Higgins |

GOALS BY PERIOD

| | 1ST | 2ND | 3RD | OT | TOTAL |
|---------|-----|-----|-----|----|-------|
| CANUCKS | 3 | 5 | 1 | - | 9 |
| WILD | 2 | 3 | 4 | - | 9 |

POWER PLAY % PENALTY KILLING %

| | POWER PLAY % | PENALTY KILLING % |
|---------|--------------|-------------------|
| CANUCKS | 3-16 18.8% | 10-14 71.4% |
| WILD | 4-14 28.6% | 13-16 81.2% |

SHOTS BY PERIOD

| | 1ST | 2ND | 3RD | OT | TOTAL |
|-----------|-----|-----|-----|----|-------|
| CANUCKS | 44 | 36 | 35 | - | 115 |
| PREDATORS | 34 | 37 | 35 | - | 106 |

CANUCKS

| PLAYER | GP | G | A | P | +/- | PIM | PP | SH |
|------------------|----|---|---|---|-----|-----|----|----|
| Mason Raymond | 4 | 1 | 2 | 3 | -1 | 2 | 1 | 0 |
| Jason Garrison | 4 | 0 | 3 | 3 | -1 | 4 | 0 | 0 |
| Jannik Hansen | 4 | 2 | 0 | 2 | -1 | 0 | 0 | 0 |
| Chris Higgins | 4 | 2 | 0 | 2 | E | 2 | 0 | 0 |
| Henrik Sedin | 4 | 2 | 0 | 2 | 2 | 6 | 1 | 0 |
| Daniel Sedin | 4 | 1 | 1 | 2 | 1 | 0 | 0 | 0 |
| Dan Hamhuis | 4 | 0 | 2 | 2 | E | 0 | 0 | 0 |
| Kevin Bieksa | 3 | 1 | 0 | 1 | 2 | 4 | 1 | 0 |
| Keith Ballard | 4 | 0 | 1 | 1 | E | 4 | 0 | 0 |
| Alex Burrows | 4 | 0 | 1 | 1 | 2 | 12 | 0 | 0 |
| Alex Edler | 4 | 0 | 1 | 1 | 1 | 2 | 0 | 0 |
| Maxim Lapierre | 4 | 0 | 1 | 1 | -1 | 2 | 0 | 0 |
| Zack Kassian | 3 | 0 | 1 | 1 | 1 | 0 | 0 | 0 |
| Andrew Alberts | 1 | 0 | 1 | 1 | 1 | 2 | 0 | 0 |
| David Booth | 1 | 0 | 1 | 1 | 1 | 0 | 0 | 0 |
| Jordan Schroeder | 4 | 0 | 0 | 0 | 1 | 0 | 0 | 0 |
| Chris Tanev | 4 | 0 | 0 | 0 | -1 | 0 | 0 | 0 |
| Dale Weise | 4 | 0 | 0 | 0 | E | 12 | 0 | 0 |
| Andrew Ebbett | 2 | 0 | 0 | 0 | -1 | 0 | 0 | 0 |
| Tom Sestito | 2 | 0 | 0 | 0 | E | 5 | 0 | 0 |
| Aaron Volpatti | 2 | 0 | 0 | 0 | E | 0 | 0 | 0 |
| Manny Malhotra | 1 | 0 | 0 | 0 | E | 0 | 0 | 0 |
| Steve Pinizzotto | 1 | 0 | 0 | 0 | -1 | 0 | 0 | 0 |

WILD

| PLAYER | GP | G | A | P | +/- | PIM | PP | SH |
|----------------------|----|---|---|---|-----|-----|----|----|
| Matt Cullen | 4 | 1 | 3 | 4 | 1 | 2 | 0 | 0 |
| Zach Parise | 4 | 2 | 1 | 3 | 1 | 2 | 0 | 0 |
| Jonas Brodin | 4 | 1 | 1 | 2 | E | 0 | 1 | 0 |
| Charlie Coyle | 4 | 1 | 1 | 2 | 2 | 0 | 0 | 0 |
| Devin Setoguchi | 4 | 1 | 1 | 2 | 2 | 8 | 1 | 0 |
| Jared Spurgeon | 3 | 1 | 1 | 2 | 2 | 0 | 1 | 0 |
| Mikko Koivu | 4 | 0 | 2 | 2 | 1 | 4 | 0 | 0 |
| Clayton Stoner | 4 | 0 | 2 | 2 | E | 4 | 0 | 0 |
| Ryan Suter | 4 | 0 | 2 | 2 | E | 4 | 0 | 0 |
| Pierre-Marc Bouchard | 2 | 0 | 2 | 2 | E | 0 | 0 | 0 |
| Tom Gilbert | 2 | 1 | 0 | 1 | -2 | 0 | 1 | 0 |
| Jason Zucker | 2 | 1 | 0 | 1 | 2 | 2 | 0 | 0 |
| Dany Heatley | 4 | 0 | 1 | 1 | -2 | 4 | 0 | 0 |
| Mikael Granlund | 1 | 0 | 1 | 1 | E | 0 | 0 | 0 |
| Kyle Brodziak | 4 | 0 | 0 | 0 | -5 | 0 | 0 | 0 |
| Cal Clutterbuck | 4 | 0 | 0 | 0 | -4 | 2 | 0 | 0 |
| Justin Falk | 4 | 0 | 0 | 0 | -1 | 4 | 0 | 0 |
| Zenon Konopka | 4 | 0 | 0 | 0 | 1 | 36 | 0 | 0 |
| Torrey Mitchell | 4 | 0 | 0 | 0 | -2 | 2 | 0 | 0 |
| Mike Rupp | 3 | 0 | 0 | 0 | E | 5 | 0 | 0 |
| Nate Prosser | 2 | 0 | 0 | 0 | 1 | 0 | 0 | 0 |
| Marco Scandella | 1 | 0 | 0 | 0 | -2 | 0 | 0 | 0 |

CANUCKS

| | GPI | MIN | W-L-OT | GA | SA | SV | GAA | SV% |
|----------------|-----|-----|--------|----|----|----|------|------|
| Roberto Luongo | 2 | 118 | 1-1-0 | 4 | 51 | 47 | 2.03 | .922 |
| Cory Schneider | 2 | 118 | 1-1-0 | 5 | 55 | 50 | 2.55 | .909 |

WILD

| | GPI | MIN | W-L-OT | GA | SA | SV | GAA | SV% |
|------------------|-----|-----|--------|----|----|----|------|-------|
| Niklas Backstrom | 3 | 160 | 2-1-0 | 7 | 79 | 72 | 2.63 | .911 |
| Josh Harding | 1 | 20 | 0-0-0 | 0 | 6 | 6 | 0.00 | 1.000 |
| Darcy Kuemper | 1 | 59 | 0-1-0 | 2 | 30 | 28 | 2.04 | .933 |

LAST VANCOUVER MINNESOTA

| | | |
|----------------|-----------------------------------|----------------------------------|
| Last Home Win: | Feb. 12/13 (2-1) | Mar. 10/13 (4-2) |
| Last Road Win: | Feb. 7/13 (4-1) | Mar. 18/13 (3-1) |
| Last Shutout: | Jan. 4/12 Roberto Luongo (3-0) | Mar. 19/12 Josh Harding (2-0) |
| Last Tie Game: | Mar. 10/04 (1-1 @ VAN) | |
| Last Shootout: | Feb. 14/08 (5-4 L @ VAN) | |

LAST VANCOUVER MINNESOTA

| | | |
|-----------------|--------------------------|-----------------------------|
| Last Hat Trick: | Ryan Kesler Apr. 7/11 | Marian Gaborik Dec. 7/02 |
| Most Goals: | 6 - Nov. 16/07 | 6 - Four times |
| Canucks in OT: | 8-3-8 | |
| Canucks in SO: | 1-3 | |

CANUCKS vs ST. LOUIS

2012.13 SEASON SUMMARY 1 WIN 0 LOSSES 2 OT



AT VANCOUVER

| | | | | | |
|---------------|---------|---|-------|--------|--------|
| Mar. 19, 2013 | Canucks | 3 | Blues | 2 | 18,910 |
| Feb. 17, 2013 | Canucks | 3 | Blues | 4 (SO) | 18,910 |

ATTENDANCE

GOALTENDER

| |
|-----------------|
| Schneider/Allen |
| Luongo/Allen |

W GOAL

| |
|------------------|
| Dale Weise |
| T.J. Oshie (GDG) |

AT ST. LOUIS

| | | | | | |
|---------------|---------|---|-------|--------|--------|
| Apr. 16, 2013 | Canucks | 1 | Blues | 2 (SO) | 17,709 |
|---------------|---------|---|-------|--------|--------|

ATTENDANCE

GOALTENDER

| |
|-------------------|
| Schneider/Elliott |
|-------------------|

W GOAL

| |
|---------------------|
| Andy McDonald (GDG) |
|---------------------|

GOALS BY PERIOD

| | 1ST | 2ND | 3RD | OT | TOTAL |
|---------|-----|-----|-----|----|-------|
| CANUCKS | 2 | 4 | 1 | 0 | 7 |
| BLUES | 1 | 1 | 4 | 0 | 6 |

POWER PLAY %

| | POWER PLAY | % | PENALTY KILLING | % |
|---------|------------|-------|-----------------|--------|
| CANUCKS | 3-9 | 33.3% | 9-9 | 100.0% |
| BLUES | 0-9 | 0.0% | 6-9 | 66.7% |

SHOTS BY PERIOD

| | 1ST | 2ND | 3RD | OT | TOTAL |
|---------|-----|-----|-----|----|-------|
| CANUCKS | 16 | 24 | 23 | 9 | 72 |
| BLUES | 37 | 28 | 26 | 2 | 93 |

CANUCKS

| PLAYER | GP | G | A | P | +/- | PIM | PP | SH |
|------------------|----|---|---|---|-----|-----|----|----|
| Henrik Sedin | 3 | 1 | 3 | 4 | 1 | 0 | 0 | 0 |
| Daniel Sedin | 3 | 1 | 3 | 4 | 1 | 0 | 0 | 0 |
| Alex Edler | 3 | 1 | 1 | 2 | -3 | 0 | 1 | 0 |
| Mason Raymond | 3 | 1 | 1 | 2 | -1 | 2 | 1 | 0 |
| Jannik Hansen | 3 | 1 | 0 | 1 | -3 | 0 | 0 | 0 |
| Dale Weise | 3 | 1 | 0 | 1 | 1 | 0 | 0 | 0 |
| Ryan Kesler | 2 | 1 | 0 | 1 | -2 | 2 | 1 | 0 |
| Alex Burrows | 3 | 0 | 1 | 1 | 2 | 6 | 0 | 0 |
| Dan Hamhuis | 3 | 0 | 1 | 1 | 1 | 2 | 0 | 0 |
| Jordan Schroeder | 2 | 0 | 1 | 1 | E | 0 | 0 | 0 |
| Keith Ballard | 3 | 0 | 0 | 0 | -1 | 2 | 0 | 0 |
| Jason Garrison | 3 | 0 | 0 | 0 | 2 | 0 | 0 | 0 |
| Zack Kassian | 3 | 0 | 0 | 0 | -1 | 7 | 0 | 0 |
| Maxim Lapierre | 3 | 0 | 0 | 0 | -1 | 2 | 0 | 0 |
| Kevin Bieksa | 2 | 0 | 0 | 0 | E | 2 | 0 | 0 |
| Chris Higgins | 2 | 0 | 0 | 0 | -3 | 0 | 0 | 0 |
| Tom Sestito | 2 | 0 | 0 | 0 | 1 | 7 | 0 | 0 |
| Chris Tanev | 2 | 0 | 0 | 0 | -2 | 2 | 0 | 0 |
| Andrew Alberts | 1 | 0 | 0 | 0 | E | 2 | 0 | 0 |
| Cam Barker | 1 | 0 | 0 | 0 | -1 | 0 | 0 | 0 |
| Andrew Ebbett | 1 | 0 | 0 | 0 | E | 0 | 0 | 0 |
| Steve Pinizzotto | 1 | 0 | 0 | 0 | -1 | 0 | 0 | 0 |
| Derek Roy | 1 | 0 | 0 | 0 | E | 0 | 0 | 0 |
| Aaron Volpatti | 1 | 0 | 0 | 0 | E | 5 | 0 | 0 |

BLUES

| PLAYER | GP | G | A | P | +/- | PIM | PP | SH |
|--------------------|----|---|---|---|-----|-----|----|----|
| David Perron | 3 | 0 | 3 | 3 | 2 | 2 | 0 | 0 |
| Patrik Berglund | 3 | 2 | 0 | 2 | 1 | 0 | 0 | 0 |
| Vladimir Tarasenko | 3 | 0 | 2 | 2 | 2 | 0 | 0 | 0 |
| Andy McDonald | 3 | 1 | 0 | 1 | 3 | 2 | 0 | 0 |
| Jaden Schwartz | 3 | 1 | 0 | 1 | 0 | 0 | 0 | 0 |
| Jay Bouwmeester | 1 | 1 | 0 | 1 | 1 | 2 | 0 | 0 |
| T.J. Oshie | 1 | 1 | 0 | 1 | 1 | 0 | 0 | 0 |
| David Backes | 3 | 0 | 1 | 1 | -1 | 6 | 0 | 0 |
| Barret Jackman | 3 | 0 | 1 | 1 | 1 | 0 | 0 | 0 |
| Alex Pietrangelo | 3 | 0 | 1 | 1 | E | 2 | 0 | 0 |
| Vladimir Sobotka | 3 | 0 | 1 | 1 | 2 | 4 | 0 | 0 |
| Chris Stewart | 3 | 0 | 1 | 1 | -2 | 5 | 0 | 0 |
| Wade Redden | 2 | 0 | 1 | 1 | 2 | 0 | 0 | 0 |
| Kris Russell | 1 | 0 | 1 | 1 | -1 | 0 | 0 | 0 |
| Roman Polak | 3 | 0 | 0 | 0 | E | 2 | 0 | 0 |
| Ryan Reaves | 3 | 0 | 0 | 0 | E | 10 | 0 | 0 |
| Kevin Shattenkirk | 3 | 0 | 0 | 0 | 1 | 0 | 0 | 0 |
| Alexander Steen | 3 | 0 | 0 | 0 | -2 | 0 | 0 | 0 |
| Scott Nichol | 2 | 0 | 0 | 0 | E | 0 | 0 | 0 |
| Chris Porter | 2 | 0 | 0 | 0 | E | 0 | 0 | 0 |
| Ian Cole | 1 | 0 | 0 | 0 | E | 2 | 0 | 0 |
| Dmitrij Jaskin | 1 | 0 | 0 | 0 | E | 0 | 0 | 0 |
| Jordan Leopold | 1 | 0 | 0 | 0 | E | 0 | 0 | 0 |

CANUCKS

| | GPI | MIN | W-L-OT | GA | SA | SV | GAA | SV% |
|----------------|-----|-----|--------|----|----|----|------|------|
| Cory Schneider | 2 | 124 | 1-0-1 | 3 | 70 | 67 | 1.45 | .957 |
| Roberto Luongo | 1 | 65 | 0-0-1 | 3 | 23 | 20 | 2.77 | .870 |

BLUES

| | GPI | MIN | W-L-OT | GA | SA | SV | GAA | SV% |
|---------------|-----|-----|--------|----|----|----|------|------|
| Brian Elliott | 1 | 65 | 1-0-0 | 1 | 22 | 21 | 0.92 | .955 |
| Jake Allen | 2 | 124 | 1-1-0 | 6 | 50 | 44 | 2.89 | .880 |

LAST

VANCOUVER

BLUES

| | | |
|----------------|--------------------------|---------------------|
| Last Home Win: | Mar. 19/13 (3-2) | Apr. 16/13 (2-1 SO) |
| Last Road Win: | Jan. 12/12 (3-2 OT) | Feb. 17/13 (4-3 SO) |
| Last Shutout: | Mar. 1/12 | Oct. 26/11 |
| | Roberto Luongo (2-0) | Brian Elliott (3-0) |
| Last Tie Game: | Mar. 13/03 (4-4 @ VAN) | |
| Last Shootout: | Apr. 16/13 (2-1 L @ STL) | |

LAST

VANCOUVER

BLUES

| | | |
|-----------------|-------------------|---------------|
| Last Hat Trick: | Alexander Mogilny | Brett Hull |
| | Dec. 15/96 | Mar. 2/92 |
| Most Goals: | 8 - Four times | 9 - Feb. 7/81 |
| | | VAN 2 @ STL 9 |
| Canucks in OT: | 7-1-10 | |
| Canucks in SO: | 2-2 | |

CANUCKS vs SAN JOSE

2012.13 SEASON SUMMARY 0 WINS 2 LOSSES 1 OT

AT VANCOUVER

| | | | | ATTENDANCE | GOALTENDER | W GOAL |
|--------------|---------|---|--------|---------------|-----------------|--------------------|
| Mar. 5, 2013 | Canucks | 2 | Sharks | 3 (SO) 18,910 | Schneider/Niemi | Joe Pavelski (GDG) |

AT SAN JOSE

| | | | | ATTENDANCE | GOALTENDER | W GOAL |
|---------------|---------|---|--------|------------|-----------------|---------------|
| Apr. 1, 2013 | Canucks | 2 | Sharks | 3 17,562 | Schneider/Niemi | Logan Couture |
| Jan. 27, 2013 | Canucks | 1 | Sharks | 4 17,562 | Schneider/Niemi | Joe Pavelski |



| GOALS BY PERIOD | 1ST | 2ND | 3RD | OT | TOTAL |
|-----------------|-----|-----|-----|----|-------|
| CANUCKS | 0 | 4 | 1 | 0 | 5 |
| SHARKS | 3 | 5 | 1 | 0 | 9 |

| | POWER PLAY | % | PENALTY KILLING | % |
|---------|------------|-------|-----------------|--------|
| CANUCKS | 0-12 | 0.0% | 11-14 | 78.6% |
| SHARKS | 3-14 | 21.4% | 12-12 | 100.0% |

| SHOTS BY PERIOD | 1ST | 2ND | 3RD | OT | TOTAL |
|-----------------|-----|-----|-----|----|-------|
| CANUCKS | 29 | 31 | 22 | 5 | 87 |
| SHARKS | 30 | 28 | 26 | 8 | 92 |

CANUCKS

| PLAYER | GP | G | A | P | +/- | PIM | PP | SH |
|------------------|----|---|---|---|-----|-----|----|----|
| Jannik Hansen | 3 | 1 | 3 | 4 | 4 | 0 | 0 | 0 |
| Alex Burrows | 3 | 2 | 1 | 3 | 3 | 8 | 0 | 0 |
| Chris Higgins | 3 | 1 | 1 | 2 | 4 | 2 | 0 | 0 |
| Henrik Sedin | 3 | 1 | 0 | 1 | -3 | 0 | 0 | 0 |
| Dan Hamhuis | 3 | 0 | 1 | 1 | 3 | 0 | 0 | 0 |
| Daniel Sedin | 3 | 0 | 1 | 1 | -2 | 0 | 0 | 0 |
| Kevin Bieksa | 2 | 0 | 1 | 1 | 2 | 13 | 0 | 0 |
| Mason Raymond | 2 | 0 | 1 | 1 | 1 | 2 | 0 | 0 |
| Alex Edler | 3 | 0 | 0 | 0 | -5 | 4 | 0 | 0 |
| Jason Garrison | 3 | 0 | 0 | 0 | 1 | 0 | 0 | 0 |
| Maxim Lapierre | 3 | 0 | 0 | 0 | E | 2 | 0 | 0 |
| Jordan Schroeder | 3 | 0 | 0 | 0 | -2 | 0 | 0 | 0 |
| ChrisTanev | 3 | 0 | 0 | 0 | -2 | 0 | 0 | 0 |
| Keith Ballard | 2 | 0 | 0 | 0 | E | 2 | 0 | 0 |
| Cam Barker | 2 | 0 | 0 | 0 | E | 0 | 0 | 0 |
| Andrew Ebbett | 2 | 0 | 0 | 0 | -1 | 0 | 0 | 0 |
| Zack Kassian | 2 | 0 | 0 | 0 | -1 | 5 | 0 | 0 |
| Tom Sestito | 2 | 0 | 0 | 0 | -2 | 0 | 0 | 0 |
| Dale Weise | 2 | 0 | 0 | 0 | -1 | 0 | 0 | 0 |
| David Booth | 1 | 0 | 0 | 0 | E | 2 | 0 | 0 |
| Nicklas Jensen | 1 | 0 | 0 | 0 | -1 | 0 | 0 | 0 |
| Steve Pinizzotto | 1 | 0 | 0 | 0 | -1 | 5 | 0 | 0 |
| Bill Sweatt | 1 | 0 | 0 | 0 | -1 | 0 | 0 | 0 |
| Aaron Volpatti | 1 | 0 | 0 | 0 | E | 5 | 0 | 0 |

SHARKS

| PLAYER | GP | G | A | P | +/- | PIM | PP | SH |
|--------------------|----|---|---|---|-----|-----|----|----|
| Joe Thornton | 3 | 2 | 2 | 4 | E | 0 | 0 | 0 |
| Patrick Marleau | 3 | 1 | 2 | 3 | 1 | 0 | 1 | 0 |
| Brad Stuart | 3 | 0 | 3 | 3 | 3 | 6 | 0 | 0 |
| Joe Pavelski | 3 | 2 | 0 | 2 | 1 | 0 | 1 | 0 |
| Adam Burish | 3 | 1 | 1 | 2 | 2 | 0 | 0 | 1 |
| Logan Couture | 3 | 1 | 1 | 2 | -2 | 0 | 1 | 0 |
| Scott Gomez | 3 | 1 | 1 | 2 | 2 | 2 | 0 | 0 |
| Mar-Edouard Vlasic | 3 | 0 | 2 | 2 | 3 | 0 | 0 | 0 |
| Andrew Desjardins | 3 | 1 | 0 | 1 | 1 | 10 | 0 | 0 |
| Dan Boyle | 3 | 0 | 1 | 1 | -1 | 0 | 0 | 0 |
| Matt Tennyson | 1 | 0 | 1 | 1 | -1 | 0 | 0 | 0 |
| Matt Irwin | 3 | 0 | 0 | 0 | -1 | 0 | 0 | 0 |
| Justin Braun | 2 | 0 | 0 | 0 | E | 0 | 0 | 0 |
| Ryane Clowe | 2 | 0 | 0 | 0 | -1 | 37 | 0 | 0 |
| TJ Galiardi | 2 | 0 | 0 | 0 | E | 0 | 0 | 0 |
| Michal Handzus | 2 | 0 | 0 | 0 | E | 2 | 0 | 0 |
| Martin Havlat | 2 | 0 | 0 | 0 | -2 | 0 | 0 | 0 |
| Douglas Murray | 2 | 0 | 0 | 0 | E | 7 | 0 | 0 |
| James Sheppard | 2 | 0 | 0 | 0 | 1 | 2 | 0 | 0 |
| Tommy Wingels | 2 | 0 | 0 | 0 | E | 0 | 0 | 0 |
| Brent Burns | 1 | 0 | 0 | 0 | -1 | 0 | 0 | 0 |
| Jason Demers | 1 | 0 | 0 | 0 | -1 | 0 | 0 | 0 |
| Bracken Kearns | 1 | 0 | 0 | 0 | E | 0 | 0 | 0 |
| Tim Kennedy | 1 | 0 | 0 | 0 | -1 | 0 | 0 | 0 |

| CANUCKS | GP | MIN | W-L-OT | GA | SA | SV | GAA | SV% |
|----------------|----|-----|--------|----|----|----|------|------|
| Cory Schneider | 3 | 184 | 0-2-1 | 9 | 92 | 83 | 2.94 | .902 |

| SHARKS | GP | MIN | W-L-OT | GA | SA | SV | GAA | SV% |
|-------------|----|-----|--------|----|----|----|------|------|
| Antti Niemi | 3 | 184 | 3-0-0 | 5 | 87 | 82 | 1.63 | .943 |

| LAST | VANCOUVER | SAN JOSE |
|----------------|--------------------------------|------------------------------------|
| Last Home Win: | Jan. 21/12 (4-3) | Apr. 1/13 (3-2) |
| Last Road Win: | Dec. 28/11 (3-2 OT) | Mar. 5/13 (3-2 SO) |
| Last Shutout: | Feb. 8/01 Bob Essensa (0-0) | Dec. 23/08 Evgeni Nabokov (5-0) |
| Last Tie Game: | Feb. 8/01 (0-0 @ VAN) | |
| Last Shootout: | Mar. 5/13 (2-3 L @ VAN) | |

| LAST | VANCOUVER | SAN JOSE |
|-----------------|------------------------------|---------------------------------|
| Last Hat Trick: | Markus Naslund Oct. 21/02 | Vincent Damphousse Apr. 3/99 |
| Most Goals: | 8 - Twice | 7 - Four times |
| Canucks in OT: | 5-2-13 | |
| Canucks in SO: | 1-3 | |

ALL-TIME PLAYOFF OPPONENTS

ALL-TIME PLAYOFF OPPONENTS

| Team | Series | W | L | GP | W | L | GF | GA | PCT | Last Mtg. | RD | Result |
|--------------|--------|---|---|----|----|----|----|-----|------|-----------|-----|--------|
| Anaheim | 1 | 0 | 1 | 5 | 1 | 4 | 8 | 14 | .200 | 2007 | CSF | 1-4 L |
| Boston | 1 | 0 | 1 | 7 | 3 | 4 | 8 | 23 | .429 | 2011 | F | 3-4 L |
| Buffalo | 2 | 0 | 2 | 7 | 1 | 6 | 14 | 28 | .143 | 1981 | PRE | 0-3 L |
| Calgary | 6 | 2 | 4 | 32 | 15 | 17 | 96 | 101 | .469 | 2004 | CQF | 3-4 L |
| Chicago | 5 | 2 | 3 | 28 | 12 | 16 | 77 | 92 | .429 | 2011 | CQF | 4-3 W |
| Colorado | 2 | 0 | 2 | 10 | 2 | 8 | 26 | 40 | .200 | 2001 | CQF | 0-4 L |
| Dallas | 2 | 2 | 0 | 12 | 8 | 4 | 31 | 23 | .667 | 2007 | CQF | 4-3 W |
| Detroit | 1 | 0 | 1 | 6 | 2 | 4 | 16 | 22 | .333 | 2002 | CQF | 2-4 L |
| Edmonton | 2 | 0 | 2 | 9 | 2 | 7 | 20 | 35 | .222 | 1992 | DF | 2-4 L |
| Los Angeles | 5 | 2 | 3 | 28 | 13 | 15 | 93 | 96 | .464 | 2012 | CQF | 1-4 L |
| Minnesota | 1 | 0 | 1 | 7 | 3 | 4 | 17 | 26 | .429 | 2003 | CSF | 3-4 L |
| Montreal | 1 | 0 | 1 | 5 | 1 | 4 | 9 | 20 | .200 | 1975 | QF | 1-4 L |
| Nashville | 1 | 1 | 0 | 6 | 4 | 2 | 14 | 11 | .667 | 2011 | CSF | 4-2 W |
| NY Islanders | 2 | 0 | 2 | 6 | 0 | 6 | 14 | 26 | .000 | 1982 | F | 0-4 L |
| NY Rangers | 1 | 0 | 1 | 7 | 3 | 4 | 19 | 21 | .429 | 1994 | F | 3-4 L |
| Philadelphia | 1 | 0 | 1 | 3 | 1 | 2 | 9 | 15 | .333 | 1979 | PRE | 1-2 L |
| San Jose | 1 | 1 | 0 | 5 | 4 | 1 | 20 | 13 | .800 | 2011 | CF | 4-1 W |
| St. Louis | 3 | 3 | 0 | 18 | 12 | 6 | 55 | 53 | .667 | 2009 | CQF | 4-0 W |
| Toronto | 1 | 1 | 0 | 5 | 4 | 1 | 16 | 9 | .800 | 1994 | CF | 4-1 W |
| Winnipeg | 2 | 2 | 0 | 13 | 8 | 5 | 50 | 34 | .615 | 1993 | DSF | 4-2 W |

TOTALS 41 16 25 219 99 120 612 702 .452

HOME

ROAD

| Team | GP | W | L | GF | GA | GP | W | L | GF | GA |
|--------------|----|---|---|----|----|----|---|---|----|----|
| Anaheim | 2 | 0 | 2 | 4 | 6 | 3 | 1 | 2 | 4 | 8 |
| Boston | 4 | 3 | 1 | 5 | 6 | 3 | 0 | 3 | 3 | 17 |
| Buffalo | 3 | 1 | 2 | 9 | 12 | 4 | 0 | 4 | 5 | 16 |
| Calgary | 16 | 8 | 8 | 50 | 46 | 16 | 7 | 9 | 46 | 55 |
| Chicago | 14 | 6 | 8 | 39 | 53 | 14 | 6 | 8 | 38 | 40 |
| Colorado | 5 | 1 | 4 | 10 | 19 | 5 | 1 | 4 | 16 | 21 |
| Dallas | 7 | 4 | 3 | 18 | 15 | 5 | 4 | 1 | 13 | 8 |
| Detroit | 3 | 0 | 3 | 7 | 13 | 3 | 2 | 1 | 9 | 9 |
| Edmonton | 4 | 2 | 2 | 12 | 12 | 5 | 0 | 5 | 8 | 23 |
| Los Angeles | 15 | 6 | 9 | 43 | 47 | 13 | 7 | 6 | 51 | 49 |
| Minnesota | 4 | 1 | 3 | 10 | 17 | 3 | 2 | 1 | 7 | 9 |
| Montreal | 2 | 0 | 2 | 1 | 8 | 3 | 1 | 2 | 8 | 12 |
| Nashville | 3 | 1 | 2 | 5 | 6 | 3 | 3 | 0 | 9 | 5 |
| NY Islanders | 3 | 0 | 3 | 2 | 9 | 3 | 0 | 3 | 12 | 17 |
| NY Rangers | 4 | 2 | 2 | 12 | 11 | 3 | 1 | 2 | 7 | 10 |
| Philadelphia | 1 | 0 | 1 | 4 | 6 | 2 | 1 | 1 | 5 | 9 |
| San Jose | 3 | 3 | 0 | 13 | 7 | 2 | 1 | 1 | 7 | 6 |
| St. Louis | 9 | 6 | 3 | 26 | 26 | 9 | 6 | 3 | 29 | 27 |
| Toronto | 3 | 3 | 0 | 10 | 3 | 2 | 1 | 1 | 6 | 6 |
| Winnipeg | 7 | 5 | 2 | 28 | 15 | 6 | 3 | 3 | 22 | 19 |

ALL-TIME PLAYOFF OVERTIME

| Date | Opponent | Scorer | Time | W-L | Score |
|---------------|----------------|----------------|-------|-----|-------|
| Apr. 22, 1975 | @ Montreal | Guy Lafleur | 17:06 | L | 5-4 |
| Apr. 8, 1981 | @ Buffalo | Al Haworth | 5:00 | L | 3-2 |
| Apr. 8, 1982 | Calgary | Dave Williams | 14:20 | W | 2-1 |
| Apr. 16, 1982 | Los Angeles | Steve Bozek | 4:33 | L | 3-2 |
| Apr. 18, 1982 | @ Los Angeles | Colin Campbell | 1:23 | W | 4-3 |
| Apr. 27, 1982 | @ Chicago | Jim Nill | 28:58 | W | 2-1 |
| May 8, 1982 | @ NY Islanders | Mike Bossy | 19:58 | L | 6-5 |
| Apr. 6, 1983 | @ Calgary | Eddy Beers | 12:27 | L | 4-3 |
| Apr. 10, 1983 | Calgary | Greg Meredith | 1:06 | L | 4-3 |
| Apr. 5, 1989 | @ Calgary | Paul Reinhart | 2:47 | W | 4-3 |
| Apr. 15, 1989 | @ Calgary | Joel Otto | 19:21 | L | 4-3 |
| Apr. 6, 1991 | @ Los Angeles | Wayne Gretzky | 11:08 | L | 3-2 |
| Apr. 8, 1991 | Los Angeles | Cliff Ronning | 3:12 | W | 2-1 |
| May 3, 1992 | Edmonton | Joe Murphy | 8:36 | L | 4-3 |
| Apr. 27, 1993 | Winnipeg | Teemu Selanne | 6:18 | L | 4-3 |
| Apr. 29, 1993 | @ Winnipeg | Greg Adams | 4:30 | W | 4-3 |
| May 11, 1993 | Los Angeles | Gary Shuchuk | 26:31 | L | 4-3 |
| Apr. 26, 1994 | @ Calgary | Geoff Courtall | 7:15 | W | 2-1 |
| Apr. 28, 1994 | Calgary | Trevor Linden | 16:43 | W | 3-2 |
| Apr. 30, 1994 | @ Calgary | Pavel Bure | 22:20 | W | 4-3 |
| May 8, 1994 | Dallas | Sergio Momesso | 11:01 | W | 2-1 |
| May 16, 1994 | @ Toronto | Peter Zezel | 16:55 | L | 3-2 |
| May 24, 1994 | Toronto | Greg Adams | 20:14 | W | 4-3 |
| May 31, 1994 | @ NY Rangers | Greg Adams | 19:26 | W | 3-2 |
| May 15, 1995 | @ St. Louis | Cliff Ronning | 1:48 | W | 6-5 |
| May 21, 1995 | @ Chicago | Joe Murphy | 9:04 | L | 2-1 |

| Date | Opponent | Scorer | Time | W-L | Score |
|----------------------|--------------------|---------------------|--------------|----------|------------|
| May 25, 1995 | Chicago | Chris Chelios | 6:22 | L | 3-2 |
| May 27, 1995 | Chicago | Chris Chelios | 5:35 | L | 4-3 |
| Apr. 25, 1996 | @ Colorado | Joe Sakic | 0:51 | L | 5-4 |
| Apr. 16, 2001 | @ Vancouver | Peter Forsberg | 2:50 | L | 4-3 |
| Apr. 17, 2002 | @ Detroit | Henrik Sedin | 13:59 | W | 4-3 |
| Apr. 25, 2003 | @ Minnesota | Trent Klatt | 3:42 | W | 4-3 |
| May 2, 2003 | @ Minnesota | Brent Sopel | 15:52 | W | 3-2 |
| Apr. 17, 2004 | @ Calgary | Brendan Morrison | 42:28 | W | 5-4 |
| Apr. 19, 2004 | Calgary | Martin Gelinas | 1:25 | L | 3-2 |
| Apr. 11, 2007 | Dallas | Henrik Sedin | 78:06 | W | 5-4 |
| Apr. 15, 2007 | @ Dallas | Taylor Pyatt | 7:47 | W | 2-1 |
| Apr. 19, 2007 | Dallas | Brenden Morrow | 6:22 | L | 0-1 |
| Apr. 27, 2007 | @ Anaheim | Jeff Cowan | 27:49 | W | 2-1 |
| May 1, 2007 | Anaheim | Travis Moen | 2:07 | L | 2-3 |
| May 3, 2007 | @ Anaheim | Scott Niedermayer | 24:30 | L | 1-2 |
| Apr. 21, 2009 | @ St. Louis | Alex Burrows | 19:41 | W | 3-2 |
| May 7, 2009 | @ Chicago | Andrew Ladd | 2:52 | L | 1-2 |
| Apr. 15, 2010 | Los Angeles | Mikael Samuelsson | 8:52 | W | 3-2 |
| Apr. 17, 2010 | Los Angeles | Anze Kopitar | 7:28 | L | 2-3 |
| Apr. 24, 2011 | @ Chicago | Ben Smith | 15:30 | L | 3-4 |
| Apr. 26, 2011 | Chicago | Alex Burrows | 5:22 | W | 2-1 |
| Apr. 30, 2011 | Nashville | Matt Halischuk | 34:51 | L | 1-2 |
| May 3, 2011 | @ Nashville | Ryan Kesler | 10:45 | W | 3-2 |
| May 24, 2011 | San Jose | Kevin Bieksa | 30:18 | W | 3-2 |
| Jun. 4, 2011 | Boston | Alex Burrows | 0:11 | W | 3-2 |
| Apr. 22, 2012 | Los Angeles | Jarret Stoll | 4:27 | L | 1-2 |

ALL-TIME PLAYOFF RESULTS

| DATE | VISITORS | HOME | W-L |
|------|----------|------|-----|
|------|----------|------|-----|

1975 QUARTER-FINAL

Montreal win 4-1

| | | | |
|---------|-----------|---------------|--------|
| Apr. 13 | Vancouver | 2 @ Montreal | 6 L |
| Apr. 15 | Vancouver | 2 @ Montreal | 1 W |
| Apr. 17 | Montreal | 4 @ Vancouver | 1 L |
| Apr. 19 | Montreal | 4 @ Vancouver | 0 L |
| Apr. 22 | Vancouver | 4 @ Montreal | 5 OT L |

1976 PRELIMINARY ROUND

NY Islanders win 2-0

| | | | |
|--------|--------------|------------------|-----|
| Apr. 6 | Vancouver | 3 @ NY Islanders | 5 L |
| Apr. 8 | NY Islanders | 3 @ Vancouver | 1 L |

1979 PRELIMINARY ROUND

Philadelphia win 2-1

| | | | |
|---------|--------------|------------------|-----|
| Apr. 10 | Vancouver | 3 @ Philadelphia | 2 W |
| Apr. 12 | Philadelphia | 6 @ Vancouver | 4 L |
| Apr. 14 | Vancouver | 2 @ Philadelphia | 7 L |

1980 PRELIMINARY ROUND

Buffalo win 3-1

| | | | |
|---------|-----------|---------------|-----|
| Apr. 8 | Vancouver | 1 @ Buffalo | 2 L |
| Apr. 9 | Vancouver | 0 @ Buffalo | 6 L |
| Apr. 11 | Buffalo | 4 @ Vancouver | 5 W |
| Apr. 12 | Buffalo | 3 @ Vancouver | 1 L |

1981 PRELIMINARY ROUND

Buffalo win 3-0

| | | | |
|---------|-----------|---------------|--------|
| Apr. 8 | Vancouver | 2 @ Buffalo | 3 OT L |
| Apr. 9 | Vancouver | 2 @ Buffalo | 5 L |
| Apr. 11 | Buffalo | 5 @ Vancouver | 3 L |

1982 SMYTHE DIVISION SEMI-FINAL

Vancouver win 3-0

| | | | |
|---------|-----------|---------------|--------|
| Apr. 7 | Calgary | 3 @ Vancouver | 5 W |
| Apr. 8 | Calgary | 1 @ Vancouver | 2 OT W |
| Apr. 10 | Vancouver | 3 @ Calgary | 1 W |

1982 SMYTHE DIVISION FINAL

Vancouver win 4-1

| | | | |
|---------|-------------|-----------------|--------|
| Apr. 15 | Los Angeles | 2 @ Vancouver | 3 W |
| Apr. 16 | Los Angeles | 3 @ Vancouver | 2 OT L |
| Apr. 18 | Vancouver | 4 @ Los Angeles | 3 OT W |
| Apr. 19 | Vancouver | 5 @ Los Angeles | 4 W |
| Apr. 21 | Los Angeles | 2 @ Vancouver | 5 W |

1982 CAMPBELL CONFERENCE CHAMPIONSHIP

Vancouver win 4-1

| | | | |
|---------|-----------|---------------|--------|
| Apr. 27 | Vancouver | 2 @ Chicago | 1 OT W |
| Apr. 29 | Vancouver | 1 @ Chicago | 4 L |
| May 1 | Chicago | 3 @ Vancouver | 4 W |
| May 4 | Chicago | 3 @ Vancouver | 5 W |
| May 6 | Vancouver | 6 @ Chicago | 2 W |

1982 STANLEY CUP CHAMPIONSHIP

NY Islanders win 4-0

| | | | |
|--------|--------------|------------------|--------|
| May 8 | Vancouver | 5 @ NY Islanders | 6 OT L |
| May 11 | Vancouver | 5 @ NY Islanders | 6 L |
| May 13 | NY Islanders | 3 @ Vancouver | 0 L |
| May 16 | NY Islanders | 3 @ Vancouver | 1 L |

1983 SMYTHE DIVISION SEMI-FINAL

Calgary win 3-1

| | | | |
|---------|-----------|---------------|--------|
| Apr. 6 | Vancouver | 3 @ Calgary | 4 OT L |
| Apr. 7 | Vancouver | 3 @ Calgary | 5 L |
| Apr. 9 | Calgary | 4 @ Vancouver | 5 W |
| Apr. 10 | Calgary | 4 @ Vancouver | 3 OT L |

1984 SMYTHE DIVISION SEMI-FINAL

Calgary win 3-1

| | | | |
|--------|-----------|---------------|-----|
| Apr. 4 | Vancouver | 3 @ Calgary | 5 L |
| Apr. 5 | Vancouver | 2 @ Calgary | 4 L |
| Apr. 7 | Calgary | 0 @ Vancouver | 7 W |
| Apr. 8 | Calgary | 5 @ Vancouver | 1 L |

1986 SMYTHE DIVISION SEMI-FINAL

Edmonton win 3-0

| | | | |
|---------|-----------|---------------|-----|
| Apr. 9 | Vancouver | 3 @ Edmonton | 7 L |
| Apr. 10 | Vancouver | 1 @ Edmonton | 5 L |
| Apr. 12 | Edmonton | 5 @ Vancouver | 1 L |

| DATE | VISITORS | HOME | W-L |
|------|----------|------|-----|
|------|----------|------|-----|

1989 SMYTHE DIVISION SEMI-FINAL

Calgary win 4-3

| | | | |
|---------|-----------|---------------|--------|
| Apr. 5 | Vancouver | 4 @ Calgary | 3 OT W |
| Apr. 6 | Vancouver | 2 @ Calgary | 5 L |
| Apr. 8 | Calgary | 4 @ Vancouver | 0 L |
| Apr. 9 | Calgary | 3 @ Vancouver | 5 W |
| Apr. 11 | Vancouver | 0 @ Calgary | 4 L |
| Apr. 13 | Calgary | 3 @ Vancouver | 6 W |
| Apr. 15 | Vancouver | 3 @ Calgary | 4 OT L |

1991 SMYTHE DIVISION SEMI-FINAL

Los Angeles win 4-2

| | | | |
|---------|-------------|-----------------|--------|
| Apr. 4 | Vancouver | 6 @ Los Angeles | 5 W |
| Apr. 6 | Vancouver | 2 @ Los Angeles | 3 OT L |
| Apr. 8 | Los Angeles | 1 @ Vancouver | 2 OT W |
| Apr. 10 | Los Angeles | 6 @ Vancouver | 1 L |
| Apr. 12 | Vancouver | 4 @ Los Angeles | 7 L |
| Apr. 14 | Los Angeles | 4 @ Vancouver | 1 L |

1992 SMYTHE DIVISION SEMI-FINAL

Vancouver win 4-3

| | | | |
|---------|-----------|---------------|-----|
| Apr. 18 | Winnipeg | 3 @ Vancouver | 2 L |
| Apr. 20 | Winnipeg | 2 @ Vancouver | 3 W |
| Apr. 22 | Vancouver | 2 @ Winnipeg | 4 L |
| Apr. 24 | Vancouver | 1 @ Winnipeg | 3 L |
| Apr. 26 | Winnipeg | 2 @ Vancouver | 8 W |
| Apr. 28 | Vancouver | 8 @ Winnipeg | 3 W |
| Apr. 30 | Winnipeg | 0 @ Vancouver | 5 W |

1992 SMYTHE DIVISION FINAL

Edmonton win 4-2

| | | | |
|--------|-----------|---------------|--------|
| May 3 | Edmonton | 4 @ Vancouver | 3 OT L |
| May 4 | Edmonton | 0 @ Vancouver | 4 W |
| May 6 | Vancouver | 2 @ Edmonton | 5 L |
| May 8 | Vancouver | 2 @ Edmonton | 3 L |
| May 10 | Edmonton | 3 @ Vancouver | 4 W |
| May 12 | Vancouver | 0 @ Edmonton | 3 L |

1993 SMYTHE DIVISION SEMI-FINAL

Vancouver win 4-2

| | | | |
|---------|-----------|---------------|--------|
| Apr. 18 | Winnipeg | 2 @ Vancouver | 4 W |
| Apr. 21 | Winnipeg | 2 @ Vancouver | 3 W |
| Apr. 23 | Vancouver | 4 @ Winnipeg | 5 L |
| Apr. 25 | Vancouver | 3 @ Winnipeg | 1 W |
| Apr. 27 | Winnipeg | 4 @ Vancouver | 3 OT L |
| Apr. 29 | Vancouver | 4 @ Winnipeg | 3 OT W |

1993 SMYTHE DIVISION FINAL

Los Angeles win 4-2

| | | | |
|--------|-------------|-----------------|--------|
| May 2 | Los Angeles | 2 @ Vancouver | 5 W |
| May 5 | Los Angeles | 6 @ Vancouver | 3 L |
| May 7 | Vancouver | 4 @ Los Angeles | 7 L |
| May 9 | Vancouver | 7 @ Los Angeles | 2 W |
| May 11 | Los Angeles | 4 @ Vancouver | 3 OT L |
| May 13 | Vancouver | 3 @ Los Angeles | 5 L |

1994 WESTERN CONFERENCE QUARTER FINAL

Vancouver win 4-3

| | | | |
|---------|-----------|---------------|--------|
| Apr. 18 | Vancouver | 5 @ Calgary | 0 W |
| Apr. 20 | Vancouver | 5 @ Calgary | 7 L |
| Apr. 22 | Calgary | 4 @ Vancouver | 2 L |
| Apr. 24 | Calgary | 3 @ Vancouver | 2 L |
| Apr. 26 | Vancouver | 2 @ Calgary | 1 OT W |
| Apr. 28 | Calgary | 2 @ Vancouver | 3 OT W |
| Apr. 30 | Vancouver | 4 @ Calgary | 3 OT W |

1994 WESTERN CONFERENCE SEMI-FINAL

Vancouver win 4-1

| | | | |
|--------|-----------|---------------|--------|
| May 2 | Vancouver | 6 @ Dallas | 4 W |
| May 4 | Vancouver | 3 @ Dallas | 0 W |
| May 6 | Dallas | 4 @ Vancouver | 3 L |
| May 8 | Dallas | 1 @ Vancouver | 2 OT W |
| May 10 | Dallas | 2 @ Vancouver | 4 W |

1994 WESTERN CONFERENCE FINAL

Vancouver win 4-1

| | | | |
|--------|-----------|---------------|--------|
| May 16 | Vancouver | 2 @ Toronto | 3 OT L |
| May 18 | Vancouver | 4 @ Toronto | 3 W |
| May 20 | Toronto | 0 @ Vancouver | 4 W |
| May 22 | Toronto | 0 @ Vancouver | 2 W |
| May 24 | Toronto | 3 @ Vancouver | 4 OT W |

ALL-TIME PLAYOFF RESULTS

DATE VISITORS HOME W-L

1994 STANLEY CUP FINAL

NY Rangers win 4-3

| | | | | | |
|---------|------------|---|--------------|------|---|
| May 31 | Vancouver | 3 | @ NY Rangers | 2 OT | W |
| June 2 | Vancouver | 1 | @ NY Rangers | 3 | L |
| June 4 | NY Rangers | 5 | @ Vancouver | 1 | L |
| June 7 | NY Rangers | 4 | @ Vancouver | 2 | L |
| June 9 | Vancouver | 6 | @ NY Rangers | 3 | W |
| June 11 | NY Rangers | 1 | @ Vancouver | 4 | W |
| June 14 | Vancouver | 2 | @ NY Rangers | 3 | L |

1995 WESTERN CONFERENCE QUARTER-FINAL

Vancouver win 4-3

| | | | | | |
|--------|-----------|---|-------------|------|---|
| May 7 | Vancouver | 1 | @ St. Louis | 2 | L |
| May 9 | Vancouver | 5 | @ St. Louis | 3 | W |
| May 11 | St. Louis | 1 | @ Vancouver | 6 | W |
| May 13 | St. Louis | 5 | @ Vancouver | 2 | L |
| May 15 | Vancouver | 6 | @ St. Louis | 5 OT | W |
| May 17 | St. Louis | 8 | @ Vancouver | 2 | L |
| May 19 | Vancouver | 5 | @ St. Louis | 3 | W |

1995 WESTERN CONFERENCE SEMI-FINAL

Chicago win 4-0

| | | | | | |
|--------|-----------|---|-------------|------|---|
| May 21 | Vancouver | 1 | @ Chicago | 2 OT | L |
| May 23 | Vancouver | 0 | @ Chicago | 2 | L |
| May 25 | Chicago | 3 | @ Vancouver | 2 OT | L |
| May 27 | Chicago | 4 | @ Vancouver | 3 OT | L |

1996 WESTERN CONFERENCE QUARTER-FINAL

Colorado win 4-2

| | | | | | |
|---------|-----------|---|-------------|------|---|
| Apr. 16 | Vancouver | 2 | @ Colorado | 5 | L |
| Apr. 18 | Vancouver | 5 | @ Colorado | 4 | W |
| Apr. 20 | Colorado | 4 | @ Vancouver | 0 | L |
| Apr. 22 | Colorado | 3 | @ Vancouver | 4 | W |
| Apr. 25 | Vancouver | 4 | @ Colorado | 5 OT | L |
| Apr. 27 | Colorado | 3 | @ Vancouver | 2 | L |

2001 WESTERN CONFERENCE QUARTER-FINAL

Colorado win 4-0

| | | | | | |
|---------|-----------|---|-------------|---|---|
| Apr. 12 | Vancouver | 4 | @ Colorado | 5 | L |
| Apr. 14 | Vancouver | 1 | @ Colorado | 2 | L |
| Apr. 16 | Colorado | 4 | @ Vancouver | 3 | L |
| Apr. 18 | Colorado | 5 | @ Vancouver | 1 | L |

2002 WESTERN CONFERENCE QUARTER-FINAL

Detroit win 4-2

| | | | | | |
|---------|-----------|---|-------------|------|---|
| Apr. 17 | Vancouver | 4 | @ Detroit | 3 OT | W |
| Apr. 19 | Vancouver | 5 | @ Detroit | 2 | W |
| Apr. 21 | Detroit | 3 | @ Vancouver | 1 | L |
| Apr. 23 | Detroit | 4 | @ Vancouver | 2 | L |
| Apr. 25 | Vancouver | 0 | @ Detroit | 4 | L |
| Apr. 27 | Detroit | 6 | @ Vancouver | 4 | L |

2003 WESTERN CONFERENCE QUARTER-FINAL

Vancouver win 4-3

| | | | | | |
|---------|-----------|---|-------------|---|---|
| Apr. 10 | St. Louis | 6 | @ Vancouver | 0 | L |
| Apr. 12 | St. Louis | 1 | @ Vancouver | 2 | W |
| Apr. 14 | Vancouver | 1 | @ St. Louis | 3 | L |
| Apr. 16 | Vancouver | 1 | @ St. Louis | 4 | L |
| Apr. 18 | St. Louis | 3 | @ Vancouver | 5 | W |
| Apr. 20 | Vancouver | 4 | @ St. Louis | 3 | W |
| Apr. 22 | St. Louis | 1 | @ Vancouver | 4 | W |

2003 WESTERN CONFERENCE SEMI-FINAL

Minnesota win 4-3

| | | | | | |
|---------|-----------|---|-------------|------|---|
| Apr. 25 | Minnesota | 3 | @ Vancouver | 4 OT | W |
| Apr. 27 | Minnesota | 3 | @ Vancouver | 2 | L |
| Apr. 29 | Vancouver | 3 | @ Minnesota | 2 | W |
| May 2 | Vancouver | 3 | @ Minnesota | 2 OT | W |
| May 5 | Minnesota | 7 | @ Vancouver | 2 | L |
| May 7 | Vancouver | 1 | @ Minnesota | 5 | L |
| May 8 | Minnesota | 4 | @ Vancouver | 2 | L |

DATE VISITORS HOME W-L

2004 WESTERN CONFERENCE QUARTER-FINAL

Calgary win 4-3

| | | | | | |
|---------|-----------|---|-------------|------|---|
| Apr. 7 | Calgary | 3 | @ Vancouver | 5 | W |
| Apr. 9 | Calgary | 2 | @ Vancouver | 1 | L |
| Apr. 11 | Vancouver | 2 | @ Calgary | 1 | W |
| Apr. 13 | Vancouver | 0 | @ Calgary | 4 | L |
| Apr. 15 | Calgary | 2 | @ Vancouver | 1 | L |
| Apr. 17 | Vancouver | 5 | @ Calgary | 4 OT | W |
| Apr. 19 | Calgary | 3 | @ Vancouver | 2 OT | L |

2007 WESTERN CONFERENCE QUARTER-FINAL

Vancouver win 4-3

| | | | | | |
|---------|-----------|---|-------------|------|---|
| Apr. 11 | Dallas | 4 | @ Vancouver | 5 OT | W |
| Apr. 13 | Dallas | 2 | @ Vancouver | 0 | L |
| Apr. 15 | Vancouver | 2 | @ Dallas | 1 OT | W |
| Apr. 17 | Vancouver | 2 | @ Dallas | 1 | W |
| Apr. 19 | Dallas | 1 | @ Vancouver | 0 OT | L |
| Apr. 21 | Vancouver | 0 | @ Dallas | 2 | L |
| Apr. 23 | Dallas | 1 | @ Vancouver | 4 | W |

2007 WESTERN CONFERENCE SEMI-FINAL

Anaheim win 4-1

| | | | | | |
|---------|-----------|---|-------------|------|---|
| Apr. 25 | Vancouver | 1 | @ Anaheim | 5 | L |
| Apr. 27 | Vancouver | 2 | @ Anaheim | 1 OT | W |
| Apr. 29 | Anaheim | 3 | @ Vancouver | 2 | L |
| May 1 | Anaheim | 3 | @ Vancouver | 2 OT | L |
| May 3 | Vancouver | 1 | @ Anaheim | 2 OT | L |

2009 WESTERN CONFERENCE QUARTER-FINAL

Vancouver win 4-0

| | | | | | |
|---------|-----------|---|-------------|------|---|
| Apr. 15 | St. Louis | 1 | @ Vancouver | 2 | W |
| Apr. 17 | St. Louis | 0 | @ Vancouver | 3 | W |
| Apr. 19 | Vancouver | 3 | @ St. Louis | 2 | W |
| Apr. 21 | Vancouver | 3 | @ St. Louis | 2 OT | W |

2009 WESTERN CONFERENCE SEMI-FINAL

Chicago win 4-2

| | | | | | |
|---------|-----------|---|-------------|------|---|
| Apr. 30 | Chicago | 3 | @ Vancouver | 5 | W |
| May 2 | Chicago | 6 | @ Vancouver | 3 | L |
| May 5 | Vancouver | 3 | @ Chicago | 1 | W |
| May 7 | Vancouver | 1 | @ Chicago | 2 OT | L |
| May 9 | Chicago | 4 | @ Vancouver | 2 | L |
| May 11 | Vancouver | 5 | @ Chicago | 7 | L |

2010 WESTERN CONFERENCE QUARTER-FINAL

Vancouver win 4-2

| | | | | | |
|---------|-------------|---|---------------|------|---|
| Apr. 15 | Los Angeles | 2 | @ Vancouver | 3 OT | W |
| Apr. 17 | Los Angeles | 3 | @ Vancouver | 2 OT | L |
| Apr. 19 | Vancouver | 3 | @ Los Angeles | 5 | L |
| Apr. 21 | Vancouver | 6 | @ Los Angeles | 4 | W |
| Apr. 23 | Los Angeles | 2 | @ Vancouver | 7 | W |
| Apr. 25 | Vancouver | 4 | @ Los Angeles | 2 | W |

2010 WESTERN CONFERENCE SEMI-FINAL

Chicago win 4-2

| | | | | | |
|--------|-----------|---|-------------|---|---|
| May 1 | Vancouver | 5 | @ Chicago | 1 | W |
| May 3 | Vancouver | 2 | @ Chicago | 4 | L |
| May 5 | Chicago | 5 | @ Vancouver | 2 | L |
| May 7 | Chicago | 7 | @ Vancouver | 4 | L |
| May 9 | Vancouver | 4 | @ Chicago | 1 | W |
| May 11 | Chicago | 5 | @ Vancouver | 1 | L |

2011 WESTERN CONFERENCE QUARTER-FINAL

Vancouver win 4-3

| | | | | | |
|---------|-----------|---|-------------|------|---|
| Apr. 13 | Chicago | 0 | @ Vancouver | 2 | W |
| Apr. 15 | Chicago | 3 | @ Vancouver | 4 | W |
| Apr. 17 | Vancouver | 3 | @ Chicago | 2 | W |
| Apr. 19 | Vancouver | 2 | @ Chicago | 7 | L |
| Apr. 21 | Chicago | 5 | @ Vancouver | 0 | L |
| Apr. 24 | Vancouver | 3 | @ Chicago | 4 OT | L |
| Apr. 26 | Chicago | 1 | @ Vancouver | 2 OT | W |

2011 WESTERN CONFERENCE SEMI-FINAL

Vancouver win 4-2

| | | | | | |
|---------|-----------|---|-------------|------|---|
| Apr. 28 | Nashville | 0 | @ Vancouver | 1 | W |
| Apr. 30 | Nashville | 2 | @ Vancouver | 1 OT | L |
| May 3 | Vancouver | 3 | @ Nashville | 2 OT | W |
| May 5 | Vancouver | 4 | @ Nashville | 2 | W |
| May 7 | Nashville | 4 | @ Vancouver | 3 | L |
| May 9 | Vancouver | 2 | @ Nashville | 1 | W |

ALL-TIME PLAYOFF RESULTS/TEAM RECORDS

DATE VISITORS HOME W-L

2011 WESTERN CONFERENCE FINAL

Vancouver win 4-1

| | | | | | |
|--------|-----------|---|-------------|------|---|
| May 15 | San Jose | 2 | @ Vancouver | 3 | W |
| May 18 | San Jose | 3 | @ Vancouver | 7 | W |
| May 20 | Vancouver | 3 | @ San Jose | 4 | L |
| May 22 | Vancouver | 4 | @ San Jose | 2 | W |
| May 24 | San Jose | 2 | @ Vancouver | 3 OT | W |

2011 STANLEY CUP FINAL

Boston win 4-3

| | | | | | |
|---------|-----------|---|-------------|------|---|
| Jun. 1 | Boston | 0 | @ Vancouver | 1 | W |
| Jun. 4 | Boston | 2 | @ Vancouver | 3 OT | W |
| Jun. 6 | Vancouver | 1 | @ Boston | 8 | L |
| June 8 | Vancouver | 0 | @ Boston | 4 | L |
| June 10 | Boston | 0 | @ Vancouver | 1 | W |
| June 13 | Vancouver | 2 | @ Boston | 5 | L |
| June 15 | Boston | 4 | @ Vancouver | 0 | L |

DATE VISITORS HOME W-L

2012 WESTERN CONFERENCE QUARTER-FINAL

Los Angeles win 4-1

| | | | | | |
|---------|-------------|---|---------------|---|----|
| Apr. 11 | Los Angeles | 4 | @ Vancouver | 2 | L |
| Apr. 13 | Los Angeles | 4 | @ Vancouver | 2 | L |
| Apr. 15 | Vancouver | 0 | @ Los Angeles | 1 | L |
| Apr. 18 | Vancouver | 3 | @ Los Angeles | 1 | W |
| Apr. 22 | Los Angeles | 2 | @ Vancouver | 1 | OT |

ALL-TIME PLAYOFF SHUTOUTS

| Year | Date | Goaltender | Opponent | Score |
|-------------|----------------|-----------------------|------------------|------------|
| 1975 | Apr. 19 | Ken Dryden | Montreal | 0-4 |
| 1980 | Apr. 9 | Bob Sauve | Buffalo | 0-6 |
| 1982 | May 13 | Bill Smith | NY Islanders | 0-3 |
| 1984 | Apr. 7 | Richard Brodeur | Calgary | 7-0 |
| 1989 | Apr. 8 | Mike Vernon | Calgary | 0-4 |
| 1989 | Apr. 11 | Mike Vernon | Calgary | 0-4 |
| 1992 | Apr. 30 | Kirk McLean | Winnipeg | 5-0 |
| 1992 | May 4 | Kirk McLean | Edmonton | 4-0 |
| 1992 | May 12 | Bill Ranford | Edmonton | 0-3 |
| 1994 | Apr. 18 | Kirk McLean | Calgary | 5-0 |
| 1994 | May 4 | Kirk McLean | Dallas | 3-0 |
| 1994 | May 20 | Kirk McLean | Toronto | 4-0 |
| 1994 | May 22 | Kirk McLean | Toronto | 2-0 |
| 1995 | May 23 | Ed Belfour | Chicago | 0-2 |
| 1996 | Apr. 20 | Patrick Roy | Colorado | 0-4 |
| 2002 | Apr. 25 | Dominik Hasek | Detroit | 0-4 |
| 2003 | Apr. 10 | Chris Osgood | St. Louis | 0-6 |
| 2004 | Apr. 13 | Miikka Kiprusoff | Calgary | 0-4 |
| 2007 | Apr. 13 | Marty Turco | Dallas | 0-2 |
| 2007 | Apr. 19 | Marty Turco | Dallas | 0-1 |
| 2007 | Apr. 21 | Marty Turco | Dallas | 0-2 |
| 2009 | Apr. 17 | Roberto Luongo | St. Louis | 3-0 |
| 2011 | Apr. 13 | Roberto Luongo | Chicago | 2-0 |
| 2011 | Apr. 21 | Corey Crawford | Chicago | 0-5 |
| 2011 | Apr. 28 | Roberto Luongo | Nashville | 1-0 |
| 2011 | Jun. 1 | Roberto Luongo | Boston | 1-0 |
| 2011 | Jun. 8 | Tim Thomas | Boston | 0-4 |
| 2011 | Jun. 10 | Roberto Luongo | Boston | 1-0 |
| 2011 | Jun. 15 | Tim Thomas | Boston | 0-4 |
| 2012 | Apr. 15 | Jonathan Quick | Los Angeles | 0-1 |

ALL-TIME PLAYOFF PENALTY SHOTS

- Steve Duchesne, Los Angeles Kings, successful against Kirk McLean
Game 4, Smythe Division Semi-Finals, Apr. 10, 1991
- Pavel Bure unsuccessful against Mike Richter, NY Rangers
Game 4, Stanley Cup Finals, June 7, 1994
- Todd Bertuzzi unsuccessful against Dominik Hasek, Detroit Red Wings
Game 3, Western Conference Quarter-Final, Apr. 21, 2002
- Michael Frolik, Chicago Blackhawks, successful against Cory Schneider,
Game 6, Western Conference Quarter-Final, Apr. 24, 2011
- Alex Burrows unsuccessful against Corey Crawford, Chicago Blackhawks,
Game 7, Western Conference Quarter-Final, Apr. 26, 2011

ALL-TIME PLAYOFF GOALTENDING

| Rk | Player | GPI | MINS | GA | SO | AVG | W | L |
|----------|---------------------|-----------|--------------|------------|----------|-------------|-----------|-----------|
| 1 | K. McLean | 68 | 4,189 | 198 | 6 | 2.84 | 34 | 34 |
| 2 | R. Luongo | 61 | 3,716 | 157 | 5 | 2.53 | 32 | 29 |
| 3 | R. Brodeur | 29 | 1,809 | 99 | 1 | 3.28 | 12 | 17 |
| 4 | D. Cloutier | 25 | 1,361 | 75 | 0 | 3.31 | 10 | 13 |
| 5 | C. Schneider | 8 | 345 | 11 | 0 | 2.58 | 1 | 2 |
| 6 | G. Bromley | 7 | 360 | 25 | 0 | 4.17 | 2 | 5 |
| 7 | C. Hirsch | 6 | 338 | 21 | 0 | 3.73 | 2 | 3 |
| 8 | C. Schneider | 5 | 163 | 7 | 0 | 2.58 | 0 | 0 |
| 9 | T. Gamble | 4 | 249 | 16 | 0 | 3.85 | 1 | 3 |
| 10 | G. Smith | 4 | 257 | 14 | 0 | 3.27 | 1 | 3 |
| 11 | A. Auld | 4 | 241 | 10 | 0 | 2.48 | 1 | 2 |
| 12 | S. Weeks | 3 | 79 | 8 | 0 | 3.43 | 1 | 1 |
| 13 | J. Garrett | 3 | 78 | 4 | 0 | 3.08 | 1 | 0 |
| 14 | J. Hedberg | 2 | 98 | 4 | 0 | 2.45 | 1 | 1 |
| 15 | B. Essensa | 2 | 122 | 6 | 0 | 2.95 | 0 | 2 |
| 16 | C. Ridley | 2 | 120 | 8 | 0 | 4.00 | 0 | 2 |
| 17 | P. Skudra | 2 | 96 | 5 | 0 | 3.13 | 0 | 1 |
| 18 | G. Hanlon | 2 | 60 | 3 | 0 | 3.00 | 0 | 0 |
| 19 | D. Sabourin | 2 | 14 | 1 | 0 | 4.14 | 0 | 0 |
| 20 | W. Young | 1 | 60 | 5 | 0 | 5.00 | 0 | 1 |
| 21 | K. Lockett | 1 | 60 | 6 | 0 | 6.00 | 0 | 1 |
| 22 | K. Whitmore | 1 | 20 | 2 | 0 | 6.00 | 0 | 0 |
| 23 | A. Raycroft | 1 | 25 | 1 | 0 | 2.40 | 0 | 0 |

ALL-TIME PLAYOFF COACHING

| Rk | Coach | GP | W | L | PCT |
|----------|------------------------|-----------|-----------|-----------|-------------|
| 1 | Roger Neilson | 21 | 12 | 9 | .571 |
| 2 | Alain Vigneault | 64 | 33 | 31 | .516 |
| 3 | Pat Quinn | 61 | 31 | 30 | .508 |
| 4 | Bob McCammon | 7 | 3 | 4 | .428 |
| 5 | Marc Crawford | 31 | 12 | 19 | .387 |
| 6 | Rick Ley | 11 | 4 | 7 | .364 |
| 7 | Harry Neale | 14 | 3 | 11 | .214 |
| 8 | Phil Maloney | 7 | 1 | 6 | .142 |
| 9 | Tom Watt | 3 | 0 | 3 | .000 |

ALL-TIME PLAYOFF RECORDS

| RK | Player | GP | G | A | PTS | PIM | RK | Player | GP | G | A | PTS | PIM | RK | Player | GP | G | A | PTS | PIM |
|----|----------------|----|---|---|-----|-----|----|---------------|----|---|---|-----|-----|----|-----------------|----|---|---|-----|-----|
| | G. Boddy | 3 | 0 | 0 | 0 | 0 | | D. Brashear | 4 | 0 | 0 | 0 | 0 | | B. Helmer | 6 | 0 | 0 | 0 | 0 |
| | A. Bolduc | 3 | 0 | 0 | 0 | 0 | | T. Gamble | 4 | 0 | 0 | 0 | 0 | | C. Hirsch (G) | 6 | 0 | 0 | 0 | 2 |
| | J. Garrett (G) | 3 | 0 | 0 | 0 | 0 | | D. Logan | 4 | 0 | 0 | 0 | 0 | | B. Lalonde | 6 | 0 | 0 | 0 | 2 |
| | B. Gassoff | 3 | 0 | 0 | 0 | 0 | | G. Smith (G) | 4 | 0 | 0 | 0 | 0 | | A. Schliebener | 6 | 0 | 0 | 0 | 0 |
| | D. Lowry | 3 | 0 | 0 | 0 | 0 | | N. Smith | 4 | 0 | 0 | 0 | 0 | | M. Sillinger | 6 | 0 | 0 | 0 | 2 |
| | J. McIlhargey | 3 | 0 | 0 | 0 | 2 | | L. Melnyk | 4 | 0 | 0 | 0 | 2 | | J. Bubla | 6 | 0 | 0 | 0 | 7 |
| | P. McNab | 3 | 0 | 0 | 0 | 0 | | R. Murphy | 4 | 0 | 0 | 0 | 2 | | D. Jackson | 6 | 0 | 0 | 0 | 10 |
| | P. Schaefer | 3 | 0 | 0 | 0 | 0 | | J. Agnew | 4 | 0 | 0 | 0 | 6 | | G. Bromley (G) | 7 | 0 | 0 | 0 | 2 |
| | B. Schmautz | 3 | 0 | 0 | 0 | 0 | | D. Smith | 4 | 0 | 0 | 0 | 6 | | M. Keane | 7 | 0 | 0 | 0 | 4 |
| | M. Bergevin | 3 | 0 | 0 | 0 | 2 | | J. Hughes | 4 | 0 | 0 | 0 | 10 | | B. Allen | 7 | 0 | 0 | 0 | 6 |
| | C. Coxie | 3 | 0 | 0 | 0 | 2 | | D. Berehowsky | 4 | 0 | 0 | 0 | 12 | | G.C. Adams | 7 | 0 | 0 | 0 | 21 |
| | P. Kavanagh | 3 | 0 | 0 | 0 | 2 | | M. Lemay | 4 | 0 | 0 | 0 | 12 | | J. Cullimore | 11 | 0 | 0 | 0 | 12 |
| | R. Tudor | 3 | 0 | 0 | 0 | 0 | | L. Rohlin | 5 | 0 | 0 | 0 | 0 | | A. Eldebrink | 13 | 0 | 0 | 0 | 10 |
| | O. Vaananen | 3 | 0 | 0 | 0 | 2 | | M. Ridley | 5 | 0 | 0 | 0 | 2 | | V. Oreskovich | 19 | 0 | 0 | 0 | 12 |
| | S. Weeks (G) | 3 | 0 | 0 | 0 | 2 | | A. Stojanov | 5 | 0 | 0 | 0 | 2 | | T. Glass | 24 | 0 | 0 | 0 | 18 |
| | R. Fitzpatrick | 3 | 0 | 0 | 0 | 6 | | M. Wotton | 5 | 0 | 0 | 0 | 4 | | D. Cloutier (G) | 25 | 0 | 0 | 0 | 10 |
| | T. Currie | 3 | 0 | 0 | 0 | 10 | | T. Pratt | 5 | 0 | 0 | 0 | 5 | | R. Dirk | 28 | 0 | 0 | 0 | 41 |
| | A. Auld (G) | 4 | 0 | 0 | 0 | 0 | | J. Tambellini | 6 | 0 | 0 | 0 | 2 | | R. Brodeur (G) | 29 | 0 | 0 | 0 | 4 |
| | | | | | | | | | | | | | | | T. Hunter | 46 | 0 | 0 | 0 | 74 |

SEASON

WINS

| | | |
|------------------|----|--------------------------------|
| Most | 15 | 2011, 1994 |
| Most Home | 10 | 2011 |
| Most Road | 8 | 1994 |
| Most Consecutive | 5 | Apr. 26-May 4/94, May 18-31/94 |

GOALS

| | | |
|--------------|----|------|
| Most For | 76 | 1994 |
| Most Against | 69 | 2011 |

OVERTIME

| | | |
|-------------|---|------|
| Most Games | 7 | 1994 |
| Most Wins | 6 | 1994 |
| Most Losses | 3 | 1995 |

POWER PLAY GOALS

| | | |
|--------------|----|------------|
| Most For | 19 | 2011, 1994 |
| Most Against | 20 | 1994 |

SERIES

GOALS

| | | |
|------------------|----|--|
| Most For | 29 | 1992 Division Semi-Final vs WPG |
| Most Against | 26 | 1989 Division Semi-Final vs CGY |
| Most, Both Teams | 46 | 1989 Division Semi-Final vs CGY 1992 Division Semi-Final vs WPG |

POWER PLAY GOALS

| | | |
|------------------|----|---------------------------------|
| Most For | 9 | 2011 Conference Final vs SJ |
| Most Against | 10 | 1989 Division Semi-Final vs CGY |
| Most, Both Teams | 17 | 1989 Division Semi-Final vs CGY |

SHORTHANDED GOALS

| | | |
|----------|---|---|
| Most For | 7 | 1995 vs STL Western Conference Quarter Final (tied with CGY for most shorthanded goals in one series) |
|----------|---|---|

PENALTY MINUTES

| | | |
|------|-----|---------------------------------------|
| Most | 285 | 1982 Campbell Conference Final vs CHI |
|------|-----|---------------------------------------|

OVERTIME

| | | |
|------------|---|--|
| Most Games | 3 | 1994 Western Conference Quarter-Final vs CGY (3-0) |
| | 3 | 1995 Western Conference Semi-Final vs CHI (0-3) |
| | 3 | 2007 Western Conference Quarter-Final vs DAL (2-1) |
| | 3 | 2007 Western Conference Semi-Final vs ANA (1-2) |

GAME

OVERTIME

| | | |
|----------|-------|---|
| Longest | 78:06 | Apr. 11/07 (VAN 5 vs DAL 4, Henrik Sedin scored at 18:06 in the fourth overtime. The total time played for the game was 138:06). |
| Shortest | 0:11 | Jun. 4/11 (VAN 3 vs BOS 2 – Alex Burrows) |

GOALS

| | | |
|------------------|----|---|
| Most | 8 | Apr. 26/92 (VAN 8 vs WPG 2) Apr. 28/92 (VAN 8 @ WPG 3) |
| Most Against | 8 | Jun. 6/11 (VAN 1 @ BOS 8) |
| | 8 | May 17/95 (VAN 2 @ STL 8) |
| Most, Both Teams | 12 | Apr. 20/94 (CGY 7 vs VAN 5) |

POWER PLAY GOALS

| | | |
|------------------|---|---|
| Most | 4 | Apr. 9/89 vs CGY |
| Most Against | 4 | May 7/10 vs CHI |
| Most, Both Teams | 7 | May 11/09 (VAN 5 @ CHI 7) Apr. 9/89 vs CGY |

FASTEST TWO

| | | |
|-------------------|--|---|
| Shorthanded Goals | | Christian Ruuttu at 4:31, Geoff Courtnall at 4:48 of second period on May 15 vs STL. Previous record was 24 seconds set by Mtl Canadiens in 1978 – an NHL record. |
|-------------------|--|---|

FASTEST GOAL TO START GAME

| | | |
|----------|-----|----------------------------------|
| Canucks | :08 | Apr. 7/82 vs CGY (Stan Smyl) |
| Opponent | :18 | May 7/10 vs CHI (Brent Seabrook) |

PENALTY MINUTES

| | | |
|------------------|-----|-------------------|
| Most | 106 | Apr. 29/82 vs CHI |
| Most, Opponent | 90 | May 6/82 by CHI |
| Most, Both Teams | 188 | Apr 29/82 vs CHI |

SHOTS ON GOAL

| | | |
|--------------------|-----|-------------------|
| Most | 56 | Apr. 11/07 vs DAL |
| Most, Opponent | 76 | Apr. 11/07 by DAL |
| Most, Both Teams | 132 | Apr. 11/07 vs DAL |
| Fewest | 13 | May 22/11 @ SJ |
| Fewest, Opponent | 14 | May 4/92 vs EDM |
| Fewest, Both Teams | 36 | Apr. 8/89 vs CGY |

ALL-TIME PLAYOFF RECORDS

PERIOD

GOALS

| | | |
|------------------|---|--|
| Most | 5 | Jun. 9/94 vs NYR |
| Most Against | 4 | Jun. 13/11 @ BOS Jun. 6/11 @ BOS Apr. 19/11 @ CHI May 11/09 @ CHI Apr. 9/80 vs BUF May 11/82 vs NYI Apr. 9/86 vs EDM Apr. 20/94 vs CGY May 17/95 vs STL Apr. 16/96 vs COL Jun. 9/94 vs NYR |
| Most, Both Teams | 8 | |

POWER PLAY GOALS

| | | |
|------------------|---|---|
| Most | 3 | May 4/92 vs EDM Apr. 12/91 vs LA |
| Most Against | 3 | Apr. 9/80 vs BUF Apr. 9/89 vs CGY May 7/10 vs CHI Apr. 9/89 vs CGY |
| Most, Both Teams | 5 | |

SHOTS ON GOAL

| | | |
|--------------------|----|--|
| Most | 23 | Apr. 13/12 vs LA |
| Most, Opponent | 22 | May 3/07 @ ANA |
| Most | 20 | May 8/92 @ EDM |
| Most, Opponent | 19 | Jun. 13/11 @ BOS May 4/94 vs DAL Apr. 29/82 vs CHI Jun. 9/94 vs NYR |
| Most, Both Teams | 32 | |
| Fewest | 2 | Apr. 22/96 vs COL |
| Fewest, Opponent | 1 | May 4/92 vs EDM |
| Fewest, Both Teams | 9 | Apr. 8/89 vs CGY |

FASTEST GOAL TO START PERIOD

| | | |
|---------|-----|------------------------------|
| Canucks | :08 | Apr. 7/82 vs CGY (Stan Smyl) |
|---------|-----|------------------------------|

FASTEST TWO GOALS

| | | |
|------------|-----|--|
| Canucks | :15 | Apr. 13/89 vs CGY (Rich Sutter 19:29, Garth Butcher 19:44, 2nd) |
| Opponent | :17 | Apr. 18/01 vs COL (Peter Forsberg 9:11, Joe Sakic 9:28, 3rd) |
| Both Teams | :16 | Apr. 17/04 @ CGY (Geoff Sanderson 10:15, Oleg Saprykin 10:31, 2nd) |

FASTEST THREE GOALS

| | | |
|------------|------|---|
| Canucks | 1:55 | May 22/11 at SJ (Ryan Kesler 9:16, Sami Salo 10:55 & 11:11, 2nd) |
| Opponent | :38 | Apr. 18/01 vs COL (Peter Forsberg 9:11, Joe Sakic 9:28, E. Messier 9:49, 3rd) |
| Both Teams | 1:34 | May 11/09 @ CHI (Daniel Sedin 12:15, Patrick Kane 13:00, Jonathan Toews 13:49, 3rd) |

CAREER

| | | |
|----------------------------------|----------|--|
| Most Playoff Years | 11 | Trevor Linden |
| Most Games Played | 118 | Trevor Linden |
| Most Points | 95 | Trevor Linden |
| Most Goals | 34 | Trevor Linden Pavel Bure |
| Most GWG | 7 | Cliff Ronning |
| Most Goals, OT | 3 | Alex Burrows |
| Most Series-Winning Goals | 2 | Alex Burrows Daniel Sedin |
| Most Assists | 61 | Greg Adams Trevor Linden |
| Most PIM | 181 | Dave Williams |
| Most Games, Goalie | 68 | Kirk McLean |
| Most Wins, Goalie | 34 | Kirk McLean |
| Most Shutouts, Goalie | 6 | Kirk McLean |

YEAR

| | | |
|------------------------------|-----------|---|
| Most Points | 31 | Pavel Bure (1994) |
| Most Points, Def. | 15 | Jeff Brown (1994) |
| Most Goals | 16 | Pavel Bure (1994) |
| Most Goals, Def. | 7 | Ed Jovanovski (2003) |
| Most GWG | 3 | Chris Higgins (2011) Geoff Courtnall (1994) |
| Most PPG | 5 | Daniel Sedin (2011) Trevor Linden (1994) |
| Most Assists | 19 | Henrik Sedin (2011) Jyrki Lumme (1994) |
| Most Assists, Def. | 11 | Dave Williams (1982) |
| Most PIM | 116 | Pavel Bure (1994) |
| Most Shots | 101 | Pavel Bure (1994) |
| Longest Point Streak | 16 | Pavel Bure (1994) (13-10-23) |
| Longest Goal Streak | 5 | Mikael Samuelsson (2010) Cliff Ronning (1991) |
| Longest Assist Streak | 6 | Henrik Sedin (2011) |
| Most Games, Goalie | 25 | Roberto Luongo (2011) |
| Most Wins, Goalie | 15 | Roberto Luongo (2011) Kirk McLean (1994) |
| Most Shutouts | 4 | Roberto Luongo (2011) Kirk McLean (1994) |
| Most Minutes | 1,544 | Kirk McLean (1994) |

SERIES

| | | |
|---------------------|-----------|---|
| Most Goals | 7 | Mikael Samuelsson (2010 vs LA) Pavel Bure (1995 vs STL) |
| Most Points | 12 | Henrik Sedin (2011 vs SJ) Pavel Bure (1995 vs STL) |
| Most Assists | 11 | Henrik Sedin (2011 vs SJ) D. Williams (1982 vs CHI) |
| Most PIM | 51 | Many times |
| Most PP | 2 | Many times |
| Most Shots | 30 | Pavel Bure (1995 vs STL) |

GAME

| | | |
|----------------------|-----------|---|
| Most Saves | 72 | Roberto Luongo (Apr. 11/07 vs DAL) |
| Most Goals | 3 | Five times: Trevor Linden, (Most recent Apr. 25/96 @ COL), Doug Halward, Geoff Courtnall (2), Pavel Bure |
| Most Assists | 4 | Henrik Sedin (May 22/11 vs SJ) |
| Most Points | 4 | Henrik Sedin (May 22/11 vs SJ) Trevor Linden (Apr. 9/89 vs CGY) Geoff Courtnall (Apr. 4/91 vs LA) Pavel Bure (Apr. 26/92 vs WPG) Geoff Courtnall (Apr. 30/92 vs WPG) Russ Courtnall (May 9/95 at STL) |
| Most Shots | 11 | Geoff Courtnall (Apr. 30/92 vs WPG) |
| Most PP Goals | 2 | Sami Salo (May 22/11 at SJ) Daniel Sedin (May 18/11 vs SJ) Ryan Kesler (May 3/11 at NSH) Trevor Linden (Most recent Apr. 25/96 at COL) Doug Halward (Apr. 7/84 vs CGY) Ivan Hlinka (Apr. 15/82 vs LA) |

PERIOD

| | | |
|-------------------------|----------|--|
| Most Goals | 2 | 11 players |
| Most Assists | 3 | Henrik Sedin (May 22/11 at SJ, 2nd) Sami Salo (May 22/11 at SJ, 2nd) |
| Most Points | 3 | Henrik Sedin (May 22/11 at SJ, 2nd) Daniel Sedin (Apr. 21/10 at LA, 3rd) Geoff Courtnall (Apr. 4/91, vs LA, 3rd) Pavel Bure (June 9/94 vs NYR, 3rd) Gino Odjick (May 17/95 vs STL) Sami Salo (May 22/11 at SJ, 2nd) Mike Bossy, NYI (May 16/82, 2nd) |
| Most PIM | 37 | |
| Fastest Two Goals | 0:16 | |
| Fastest Two Goals, Opp. | 3:00 | |